LIFE-SAFETY INFORMATION

APPLICABLE CODES
NFPA 101 LIFE-SAFETY CODE 2012

OCCUPANCY TYPE(S) AND CHAPTER(S)
BUSINESS (CHAPTER 38)

MULTIPLE, MIXED, OR SEPARATE OCCUPANCY *(REFERENCE CHAPTER 6)*
N/A

OCCUPANT LOAD FACTOR *(REFERENCE TABLE 7.3.1.2)*
1,500 SF / 100 SF PER OCCUPANT = 16 OCCUPANTS

CLASSIFICATION OF HAZARD OF CONTENTS
(REFERENCE: OCCUPANCY CHAPTER AND 6.2.2; SPECIFY LOW, ORDINARY, OR HIGH)

CONSTRUCTION TYPE(S) *(REFERENCE: CHAPTER 8, TABLE A.8.2.1.2 AND COMMENTARY TABLE 8.1 IN HANDBOOK)*
V(000)

MINIMUM EXIT SEPARATION DISTANCE FOR REMOTELY LOCATED EXITS
(REFERENCE: SECTION 7.5; SPECIFY 1/2 OR 1/3 DIAGONAL DISTANCE OF AREA SERVED)
1/3 DIAGONAL = 24'-10

MAXIMUM DEAD-END CORRIDORS *(REFERENCE: OCCUPANCY CHAPTER AND TABLE A.7.6)*
50'

MAXIMUM COMMON PATH OF TRAVEL DISTANCE *(REFERENCE: OCCUPANCY CHAPTER AND TABLE A.7.6)*
100'

MAXIMUM TRAVEL DISTANCE TO EXITS *(REFERENCE: OCCUPANCY CHAPTER AND TABLE A.7.6)*
500'

*MAIN ENTRANCE MUST BE SIGNED TO ACCOMODATE 1/2 OCCUPANT LOAD OF BUILDING

EXTINGUISHMENT REQUIREMENTS	**SPRINKLERED**
DETECTION, ALARM, AND COMMUNICATION SYSTEMS	NO
ALLOWABLE HEIGHT AND BUILDING AREA	PER IBC EQUIVALENT CONSTRUCTION TYPE

BUILDING CODE INFORMATION

APPLICABLE CODES
IBC 2012

BUSINESS GROUP B *(IBC 2012 CHAPTER 13)*

OCCUPANT LOAD CALCULATIONS (TABLE 1004.1.1)

BUSINESS =	1,500 SQ FT	100 SF PER OCCUPANT (GROSS)	16 OCCUPANTS

CONSTRUCTION TYPE(S) *(TABLE 503)*
VB *(SECTION 503)*

ALOWABLE HEIGHT AND BUILDING AREA LIMITED BY TYPE OF CONSTRUCTION

MAXIMUM HEIGHT IN STORIES *(SECTION 503 & 504, TABLE 503)*	3
MAXIMUM AREA IN SQUARE FEET *(SECTION 503, 506 & 507, TABLE 503)*	18,000

WIND SPEED DESIGN REQUIREMENTS

THIS BUILDING SHALL BE DESIGNED WITH IBC SEC 1609 AS A FULLY ENCLOSED BLDG USING THE FOLLOWING INFORMATION:

WIND DESIGN DATA:

DETERMINATION OF WIND LOADS SHALL BE IN ACCORDANCE WITH IBC SEC 1609.3 (1), (2), OR (3) DEPENDING ON THE RISK CATEGORY

WIND SPEED Vult (3 SECOND GUST) =		131 MPH (IBC FIG 1609.3(1))	
NOMINAL DESIGN WIND SPEED Vasd =		102 MPH (Vult x $(0.6)^{1/2}$)	
RISK CATEGORY:	CATEGORY II BLDG	SURFACE ROUGHNESS =	B
TOPOGRAPHIC FACTOR =	1	EXPOSURE =	B
DESIGN WIND PRESSURE (ASCE 7-10 TABLE 28.6-1):		37.7 PSF	
INTERNAL PRESSURE COEFFICIENT (ASCE 7-10 TABLE 26.11-1):		± 0.18	

LIVE LOADS (IBC SEC 1607)

OFFICE LOBBIES & CORRIDORS 1ST FLOOR (IBC TABLE 1607.1):	100 PSF
OFFICES (IBC TABLE 1607.1):	50 PSF
ROOF LIVE LOADS (IBC TABLE 1607.1):	20 PSF UNIFORM, 300 LB CONCENTRATED

SNOW LOADS (IBC SEC 1608):

GROUND SNOW LOAD (IBC FIG 1608.2):	5 PSF

LIFE-SAFETY LEGEND

SYMBOL	DESCRIPTION
	EXITS
45	DOOR FIRE RATING (MINUTES)
36 / 110	DOOR WIDTH/EGRESS CAPACITY
	EXIT LIGHT
FE	FIRE EXTINGUISHER W/ WALL MTD BRACKET
	COMMON PATH OF TRAVEL
	TRAVEL DISTANCE
	DECISION POINT

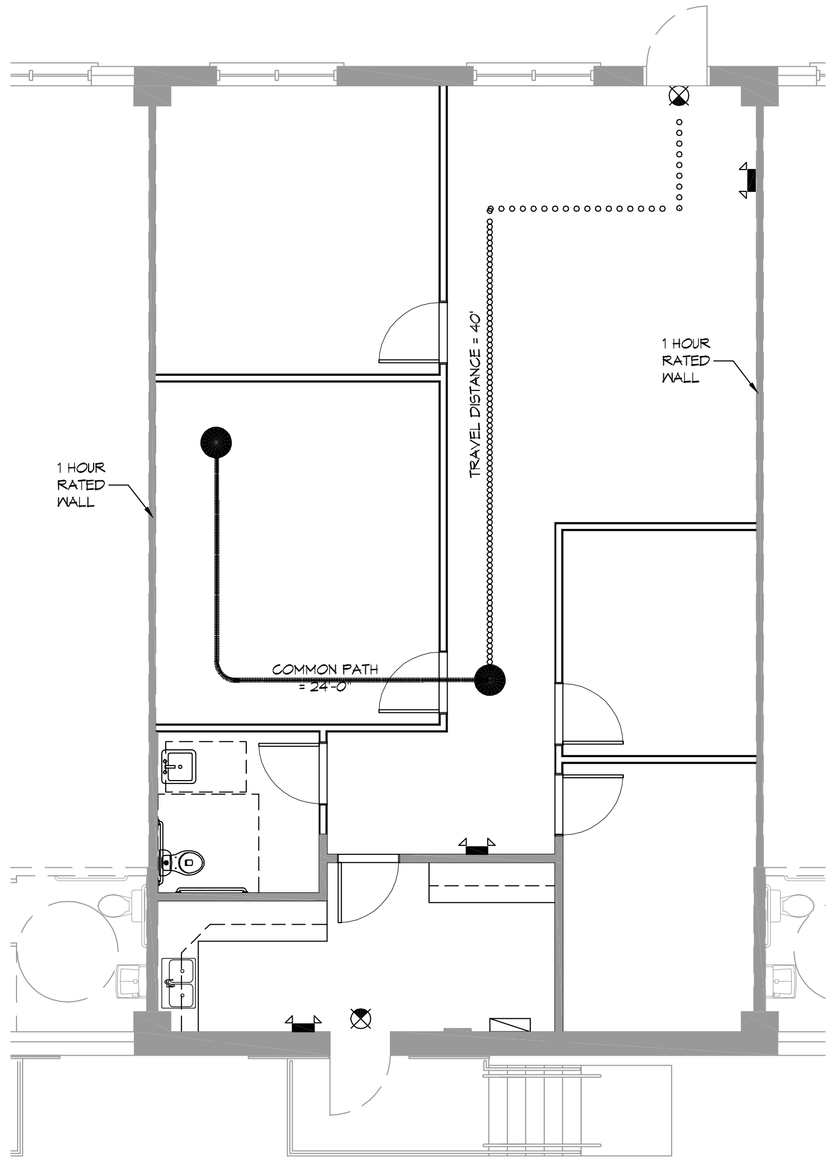

LIFE-SAFETY PLAN
SCALE: 1/8" = 1'-0"

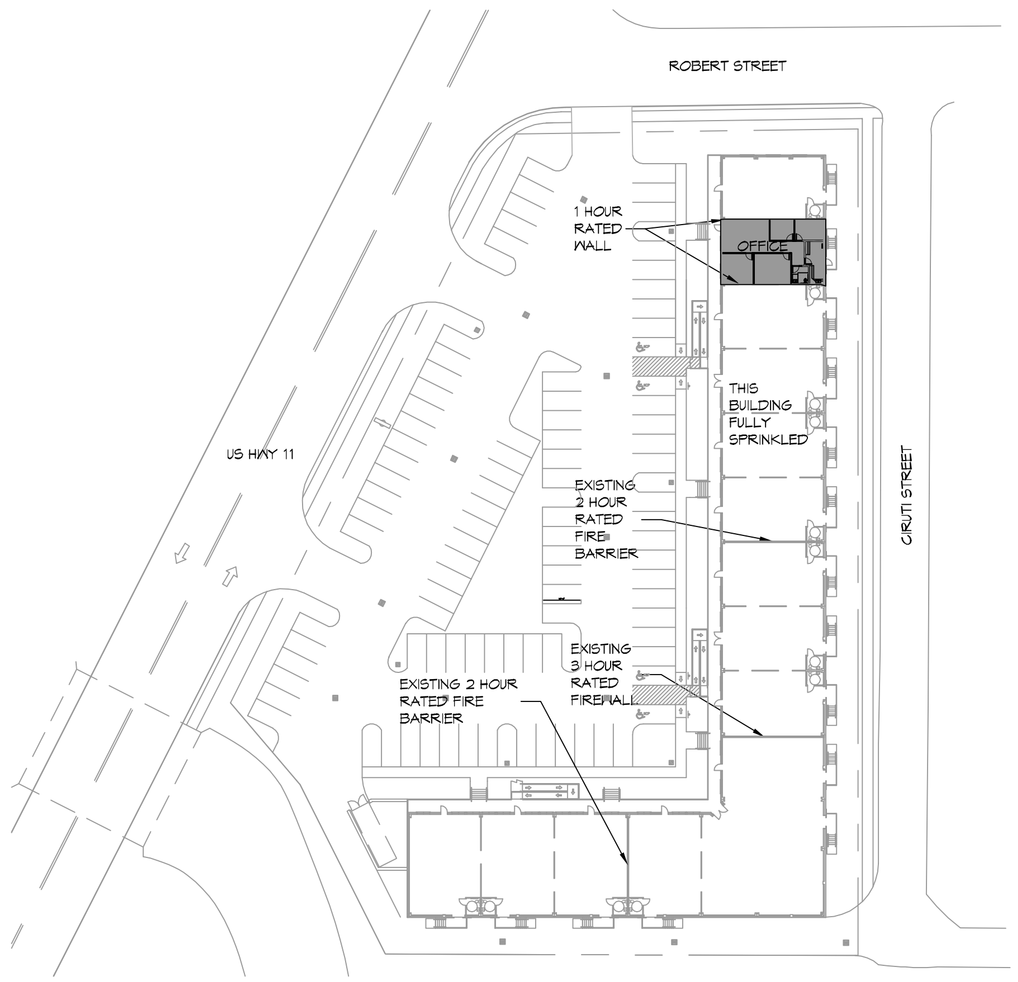

SITE PLAN
SCALE: 1" = 50'-0"

VICINITY MAP

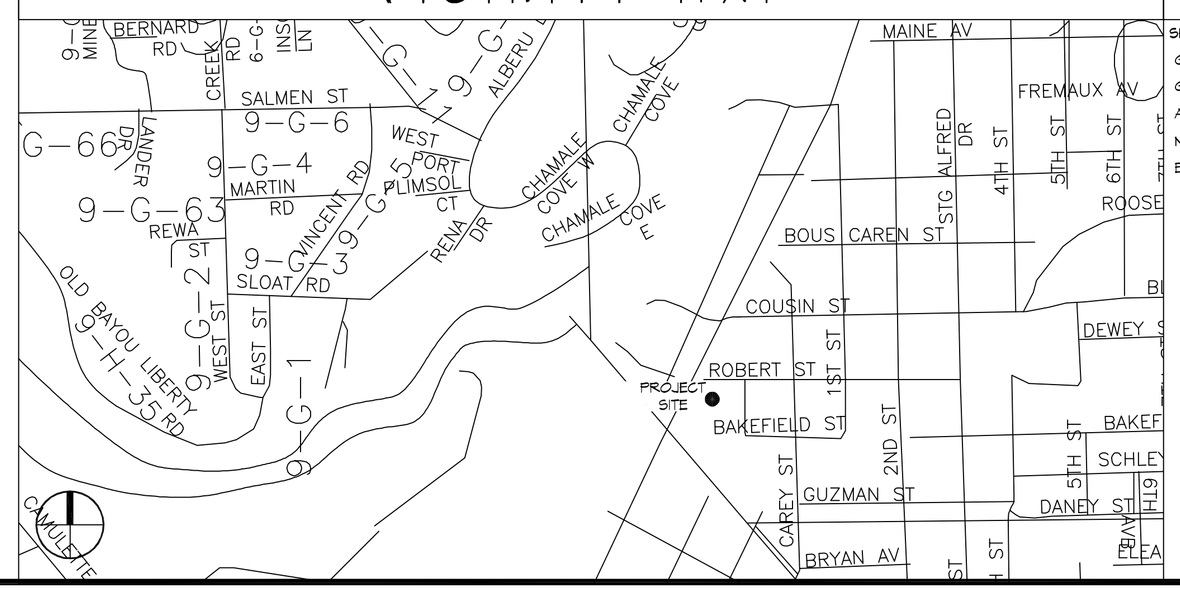

SHEET INDEX

SHEET #	SHEET TITLE
G101	GENERAL INFORMATION SHEET
G102	ACCESSIBILITY INFORMATION
A101	FLOOR PLAN
M/P 101	MECHANICAL FLOOR PLAN, SCHEDULES & DETAILS
E101	POWER AND LIGHTING PLAN

GENERAL NOTES

1. ALL MATERIALS AND WORK, INCIDENTAL TO THE CONSTRUCTION OF THIS PROJECT, SHALL CONFORM TO ALL GOVERNING CODES, AND REGULATIONS OF AGENCIES IN AUTHORITY.
2. CONTRACTOR SHALL PROVIDE ALL PUBLIC PROTECTIONS NECESSARY AS REQUIRED BY LAW.
3. THE DRAWINGS AND ANY SUBSEQUENTLY ISSUED ADDENDA, AMENDMENTS OR SUCH CHANGE ORDERS APPROVED BY THE OWNER AND THE CONTRACTOR ARE PART OF THESE CONTRACT DOCUMENTS.
4. **DO NOT SCALE DRAWINGS.** CONSULT WITH THE ENGINEER REGARDING ANY ITEMS IN THE CONTRACT DOCUMENTS THAT REQUIRE CLARIFICATION.
6. TRASH SHALL BE REMOVED FROM THE SITE NOT LESS THAN TWICE MONTHLY.
7. THE GENERAL CONTRACTOR SHALL VERIFY EXISTING CONDITIONS PRIOR TO COMMENCING WORK AND REPORT ANY AND ALL DISCREPANCIES TO THE ARCHITECT.
8. CONTRACTOR VEHICLES AND EQUIPMENT NECESSARY FOR CONSTRUCTION MAY BE PARKED ON THE SITE. OTHER VEHICLES PARKED ON THE SITE REQUIRE THE OWNER'S PERMISSION.
9. ALL MATERIALS/EQUIPMENT SHALL BE INSTALLED PER MANUFACTURER'S RECOMMENDATIONS. WORK NOT CONSISTENT WITH MANUFACTURER'S RECOMMENDATIONS WILL BE REJECTED BY OWNER/ARCHITECT.

DAMMON ENGINEERING, INC.
LOUISIANA & MISSISSIPPI
www.dammonengineering.com
info@dammonengineering.com
PH: 985.649.5832

Chief Engineer: Brian Mistich, PE
554 Old Spanish Trail
Slidell, LA 70458

REVISIONS

#	DESCRIPTION	DATE

SEAL:
STATE OF LOUISIANA
BRIAN A. MISTICH
License No. 30187
PROFESSIONAL ENGINEER

NEW OFFICE
EDWARD JONES
2306 FRONT STREET
SUITE 3
SLIDELL, LA

JOB No:	2385
DATE:	06-24-2019
DRAWN BY:	CAD
CHECKED BY:	JMB

The seal above this note, which includes, or implies, one or more professional disciplines, is a representation of the professional services performed by Dammon Engineering, Inc. Unauthorized use of this seal, or any other seal, or any representation of a seal, is prohibited. Disclosure to others, or alterations to, or reproduction of, any work product without the express written consent of Dammon Engineering, Inc. is prohibited. Any work product altered without the express written consent of Dammon Engineering, Inc. shall be deemed to be a new work product for which the author shall not be responsible. Dammon Engineering, Inc. shall not be responsible for any work product altered by others.

SHEET TITLE:
GENERAL INFORMATION SHEET

DRAWING NUMBER:
G101

SHEET No: 1 of 5