



DAMMON ENGINEERING, INC.

CHIEF ENGINEER
EMMETT
DAMMON, P.E.
CHIEF ARCHITECT
ROBERT
WILTSE

1095 FLORIDA AVENUE
SLIDELL, LA. 70458
OFFICE: 985-649-5832
FAX: 985-641-5950

WEBSITE:
WWW.DAMMONENGINEERING.COM
EMAIL:
DAMMONENG@Bellsouth.net

ARCHITECTURE
ENGINEERING
STUDIES
PLANNING
INVESTIGATION
EXPERT WITNESS

ARMED FORCES
RETIREMENT HOME
1800 BEACH DR
GULFPORT,
MISSISSIPPI

PILING
PLAN

REV: REVISED 1/11/10
REVISED 2/21/10

SCALE: AS NOTED

JOB#:

DATE: 1-7-10

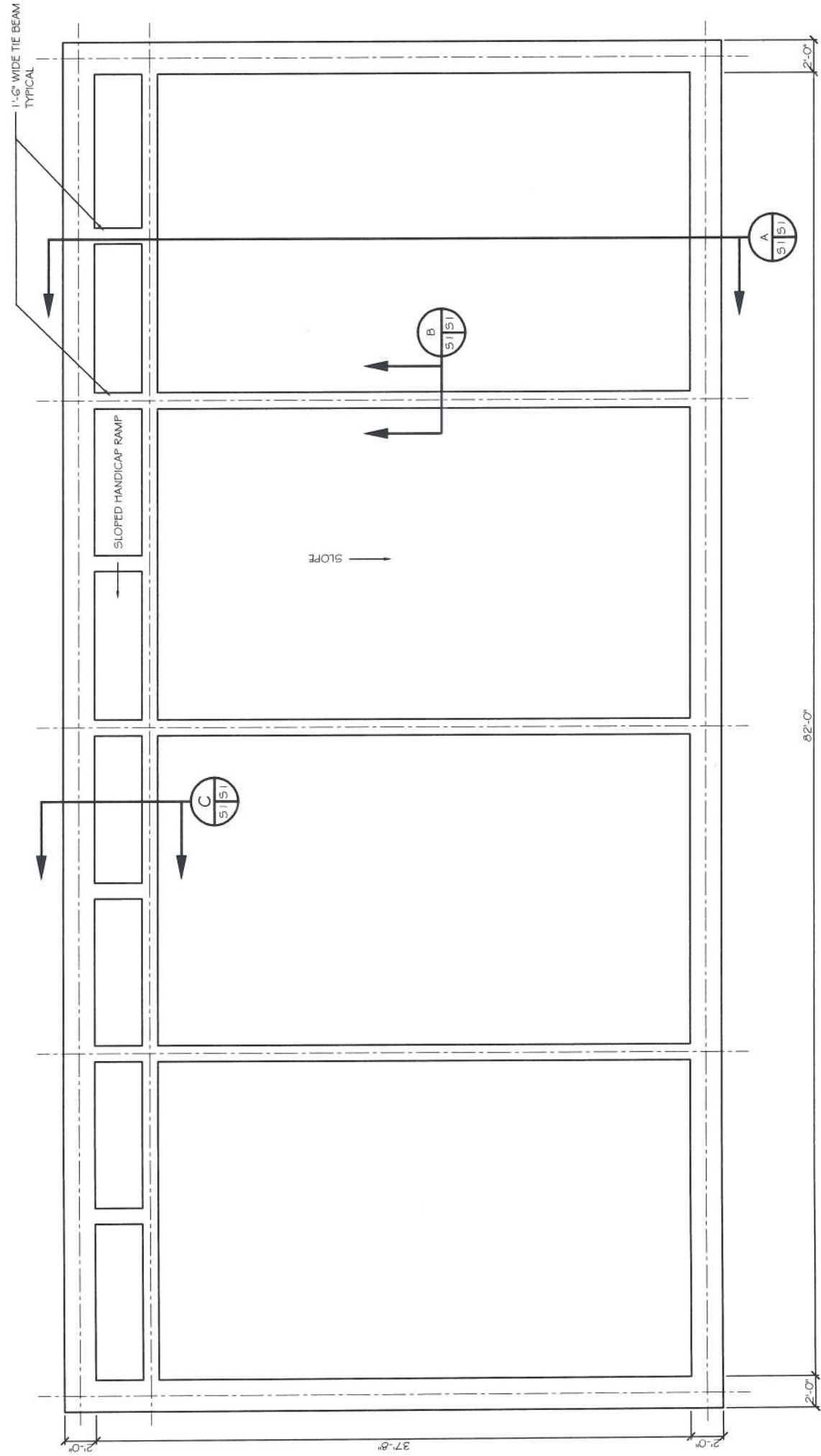
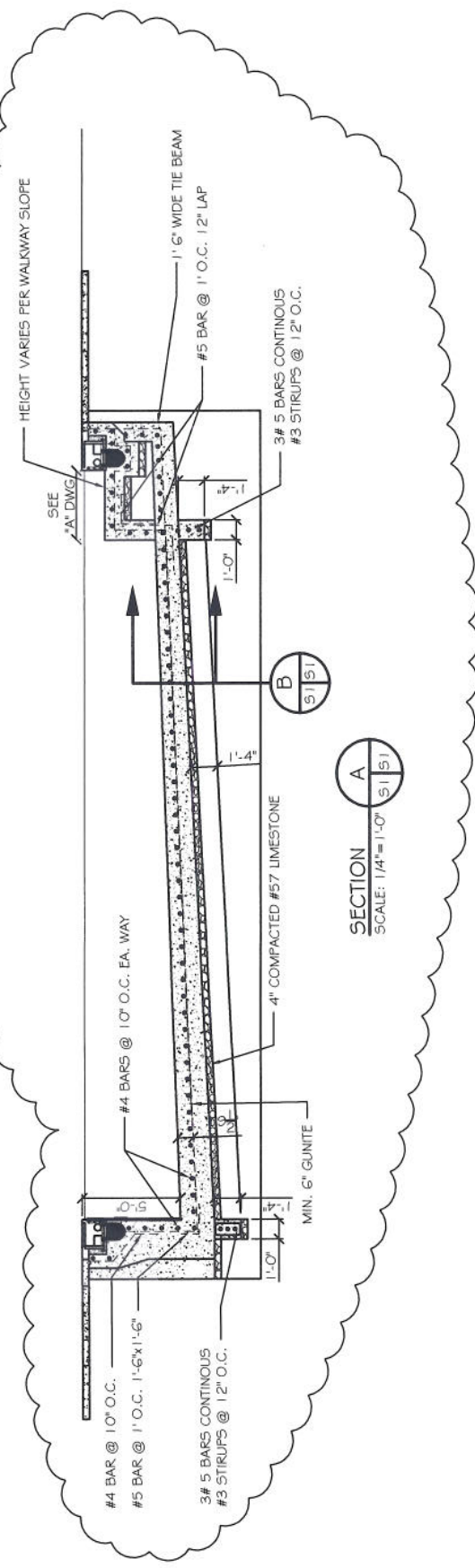
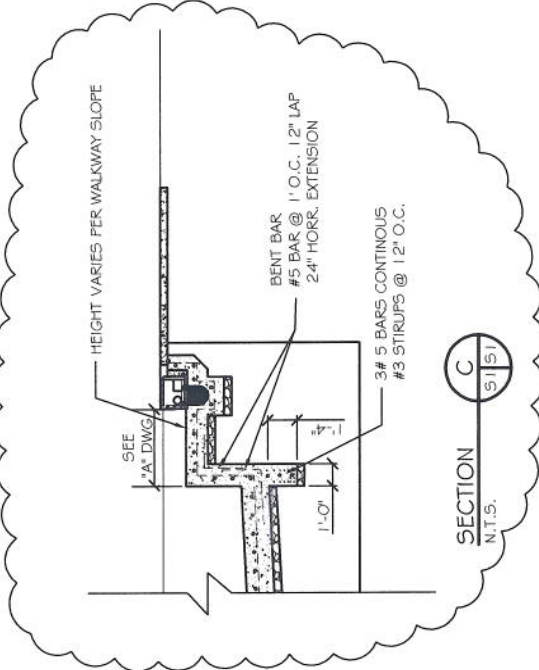
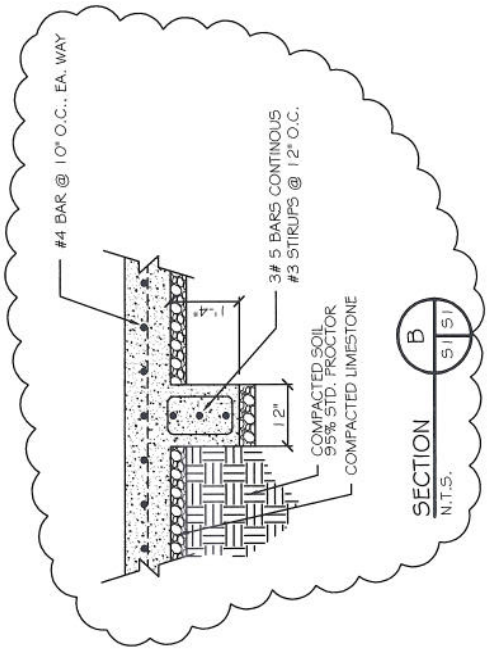
SHEET 1

S-1

OF 1

NOTES:

1. FOLLOWING REMOVAL OF ALL STUMPS, ROOTS, ETC., AND EXCAVATING OF ANY AREAS OF PILING, ADD MIXTURE AND COMPACT.
2. CONTRACTOR SHALL FIELD VERIFY ALL DIMENSIONS & DEPRESSIONS PRIOR TO COMMENCING WORK.
3. NO FIELD SUPERVISION OR INSPECTION PROVIDED UNDER THIS SEAL UNLESS NOTED OTHERWISE.
4. ALL WATER (RAIN, RISING WATER, ETC) SHALL BE DIRECTED AWAY FROM THE FOUNDATIONS DURING PREPARATION, PLACING, AND CURING OF SAME. POSITIVE DRAINAGE MUST BE MAINTAINED AT ALL TIMES.



POOL LAYOUT
SCALE: 1/4" = 1'-0"