



DAMMON ENGINEERING, INC.

CHIEF ENGINEER

EMMETT DAMMON, P.E.

CHIEF ARCHITECT

ROBERT WILTSE

1095 FLORIDA AVENUE
SLIDELL, LA. 70458
OFFICE: 985-649-5632
FAX: 985-641-5950

WEBSITE: WWW.DAMMONENGINEERING.COM

EMAIL: DAMMONENG@BELLSOUTH.NET

ARCHITECTURE

ENGINEERING

STUDIES

PLANNING

INVESTIGATION

EXPERT WITNESS

ARMED FORCES
RETIREMENT HOME
1800 BEACH DR
GULFPORT,
MISSISSIPPI

PILING
PLAN

REV: REVISED 1/11/10
REVISED 2/2/10
REVISED 3/1/10

SCALE: AS NOTED

JOB#:

DATE: 1-7-10

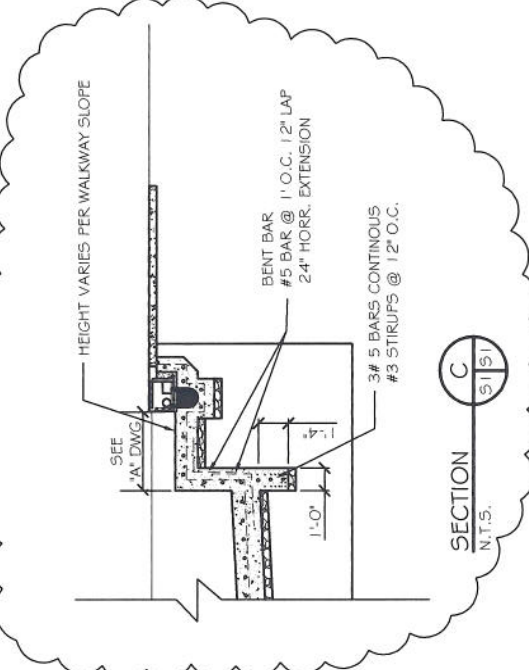
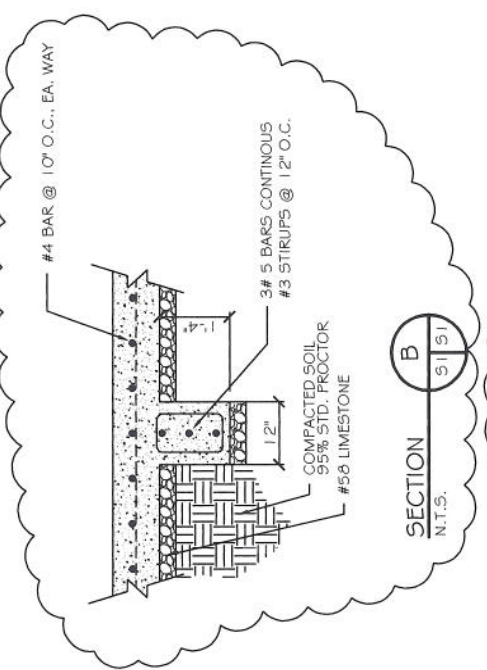
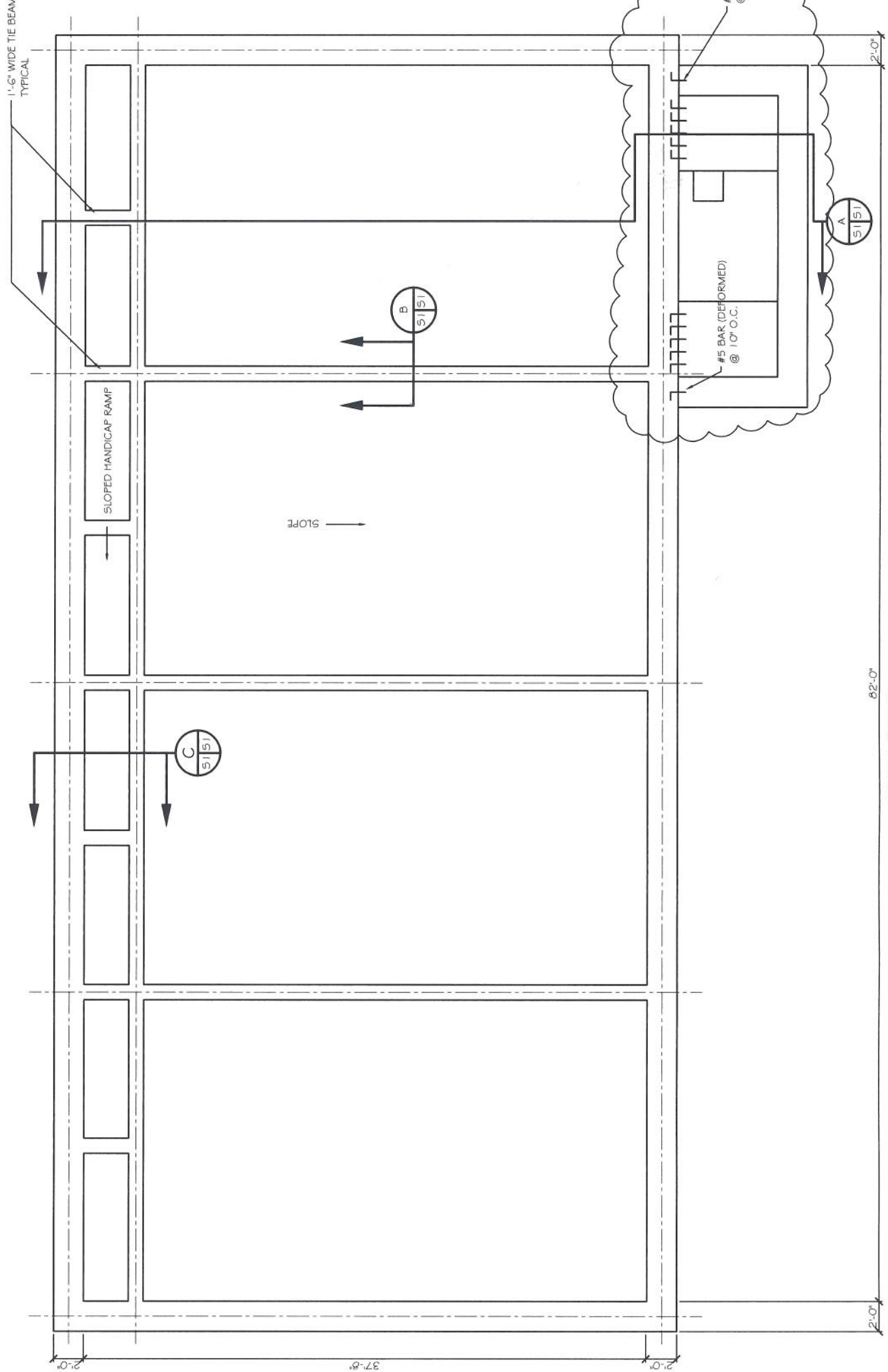
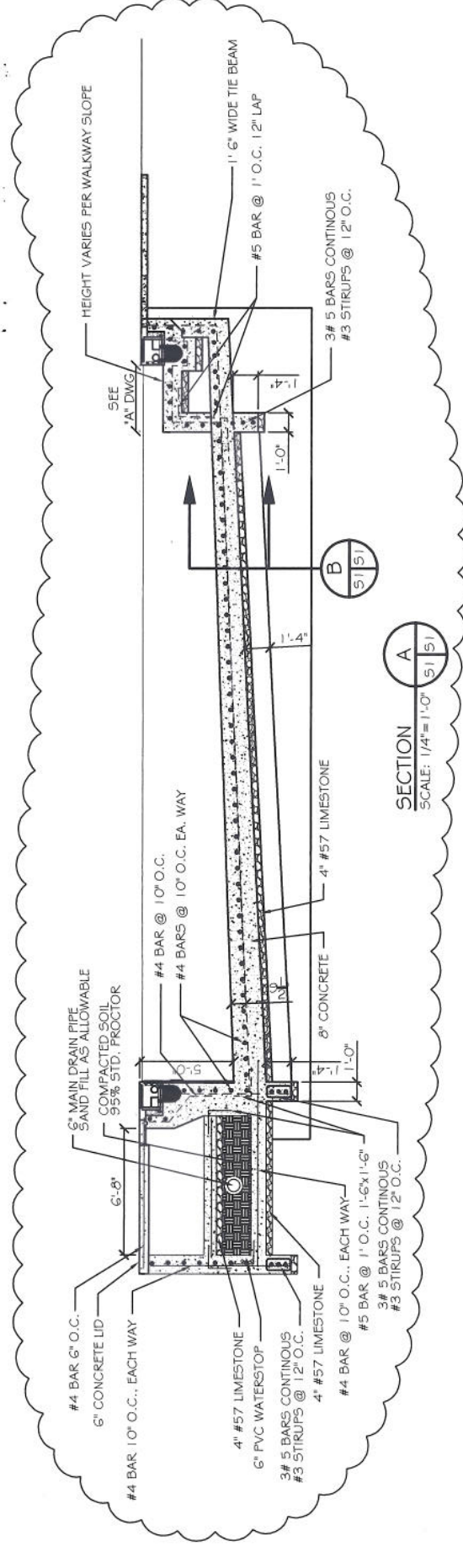
SHEET 1

S-1

OF 1

NOTES:

1. FOLLOWING REMOVAL OF ALL STUMPS, ROOTS, ETC., AND EXCAVATING OF ANY AREAS OF PUMPING, ADD MIXTURE AND COMPACT.
2. CONTRACTOR SHALL FIELD VERIFY ALL DIMENSIONS & DEPRESSIONS PRIOR TO COMMENCING WORK.
3. NO FIELD SUPERVISION OR INSPECTION PROVIDED UNDER THIS SEAL UNLESS NOTED OTHERWISE.
4. ALL WATER (RAIN, RISING WATER, ETC) SHALL BE DIRECTED AWAY FROM THE FOUNDATIONS DURING PREPARATION, PLACING, AND CURING OF SAME. POSITIVE DRAINAGE MUST BE MAINTAINED AT ALL TIMES.



82'-0"

POOL LAYOUT
SCALE: 1/4" = 1'-0"