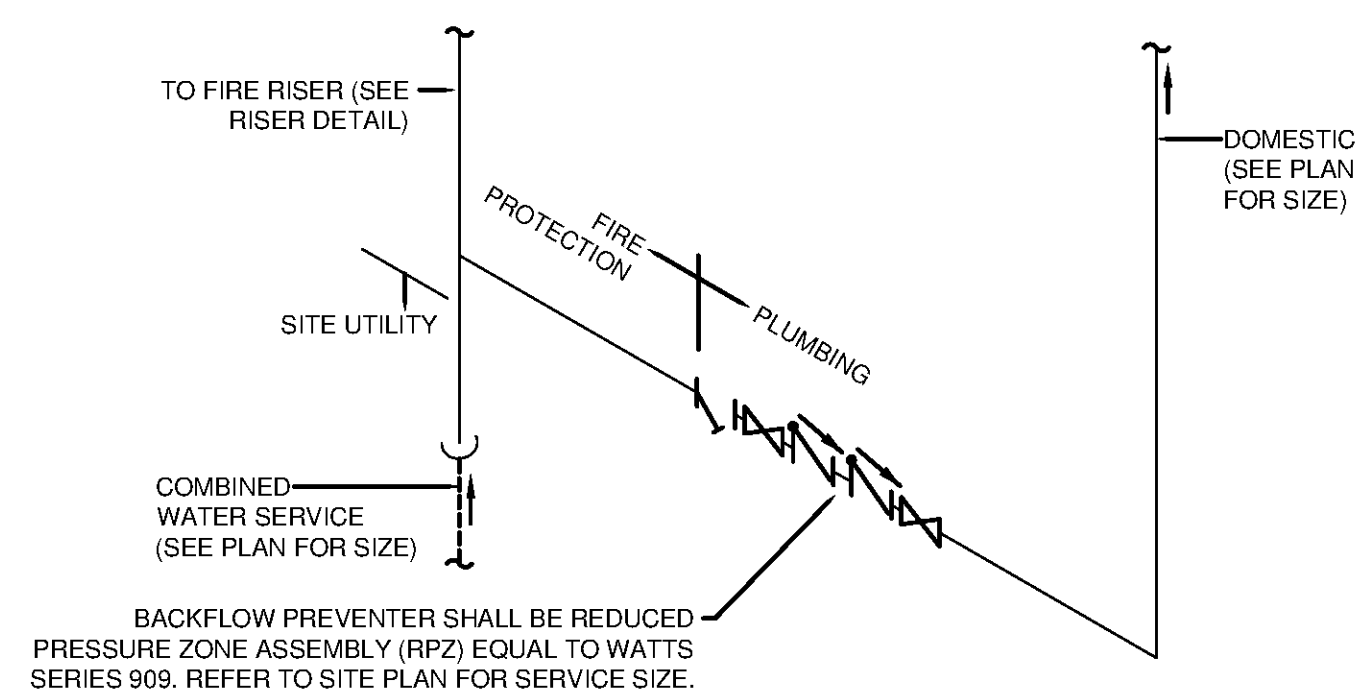


1 TYPICAL CLEAN-OUT DETAILS

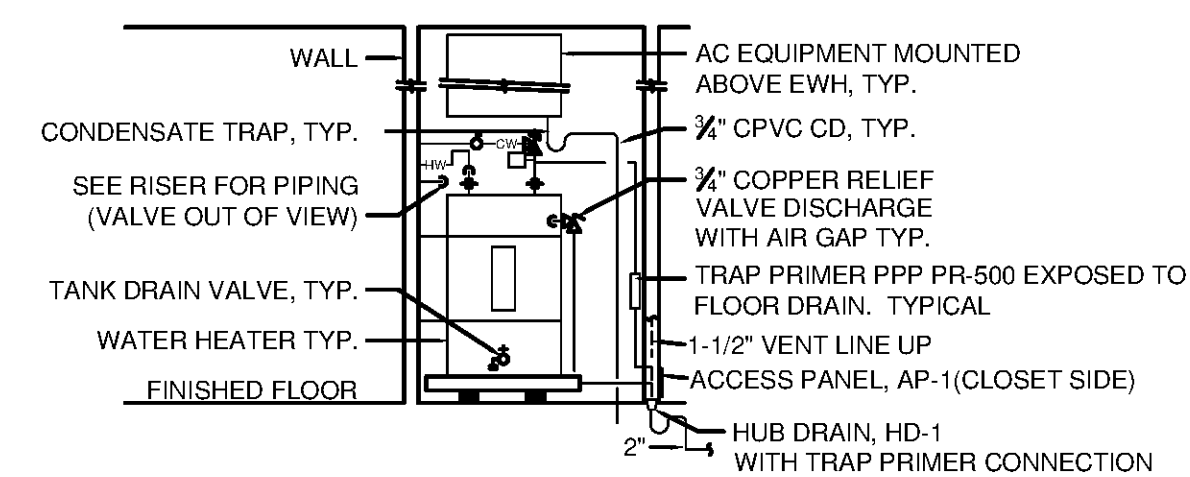
NO SCALE



2 WATER SERVICE DETAIL

NO SCALE

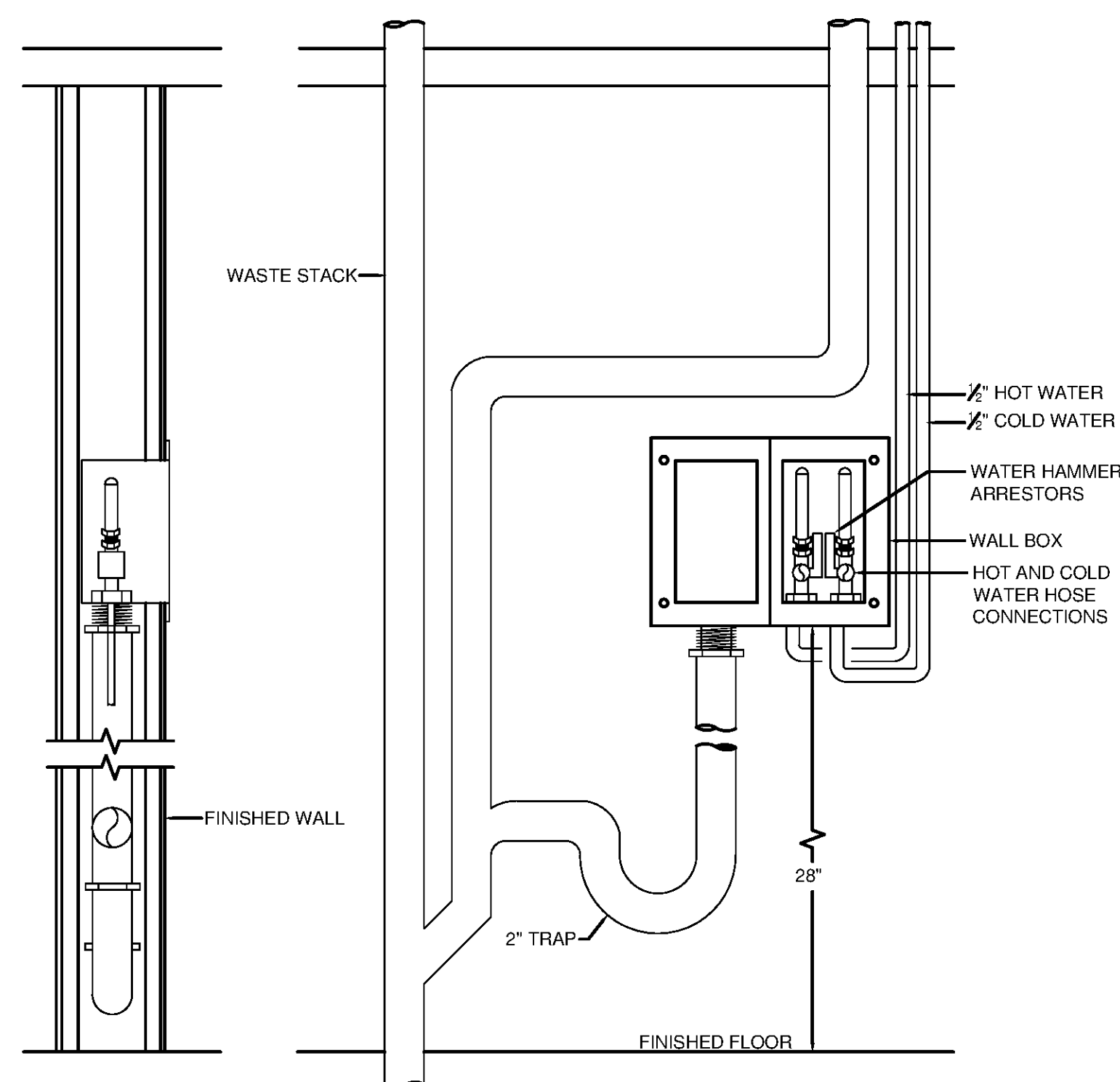
BACKFLOW PREVENTER SHALL BE REDUCED PRESSURE ZONE ASSEMBLY (RPZ) EQUAL TO WATT'S SERIES 909. REFER TO SITE PLAN FOR SERVICE SIZE.



3 ELECTRIC WATER HEATER DETAIL (TYPICAL OF EACH MECH. ROOM)

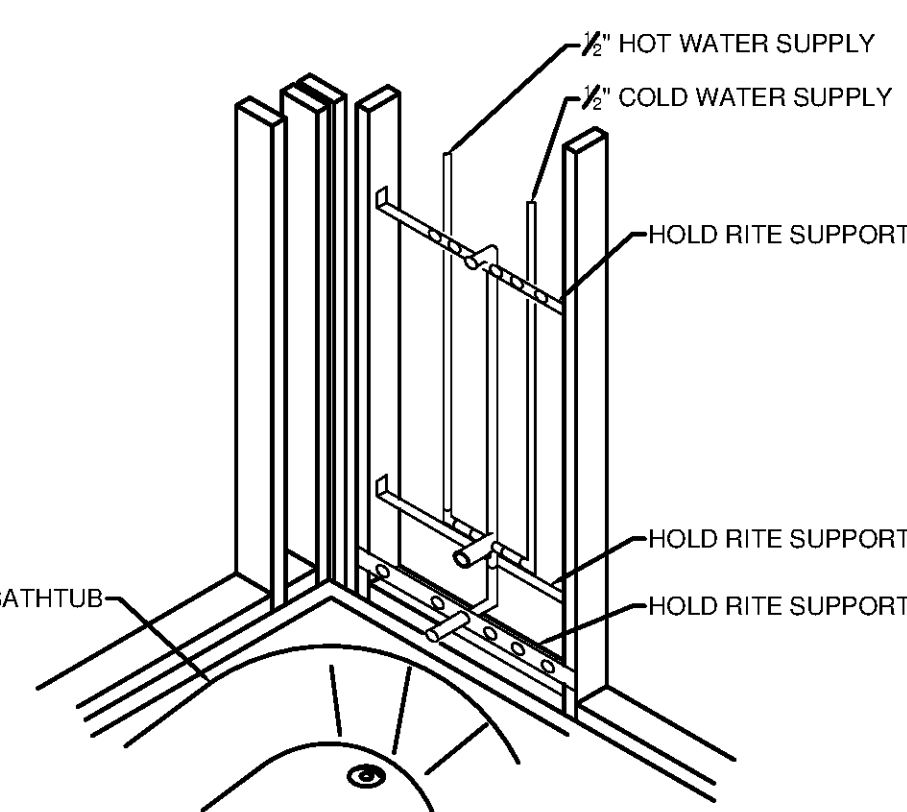
NO SCALE

1. PROVIDE ALL CONTROLS, TEMPERATURE AND PRESSURE RELIEF VALVE, AND SHUT-OFF VALVES AS REQUIRED BY LOCAL CODES.
2. ALL MATERIALS INSTALLED WITHIN THE PLENUM RETURN CLOSET SHALL BE ASTM E-84 25/50 FIRE/SMOKE RATED. THE SAFETY PAN SHALL BE OF GALVANIZED CONSTRUCTION.
3. FRONT CLEARANCE 30" WIDE BY 32" IN FRONT.



4 WASHING MACHINE CONNECTION DETAIL

NO SCALE



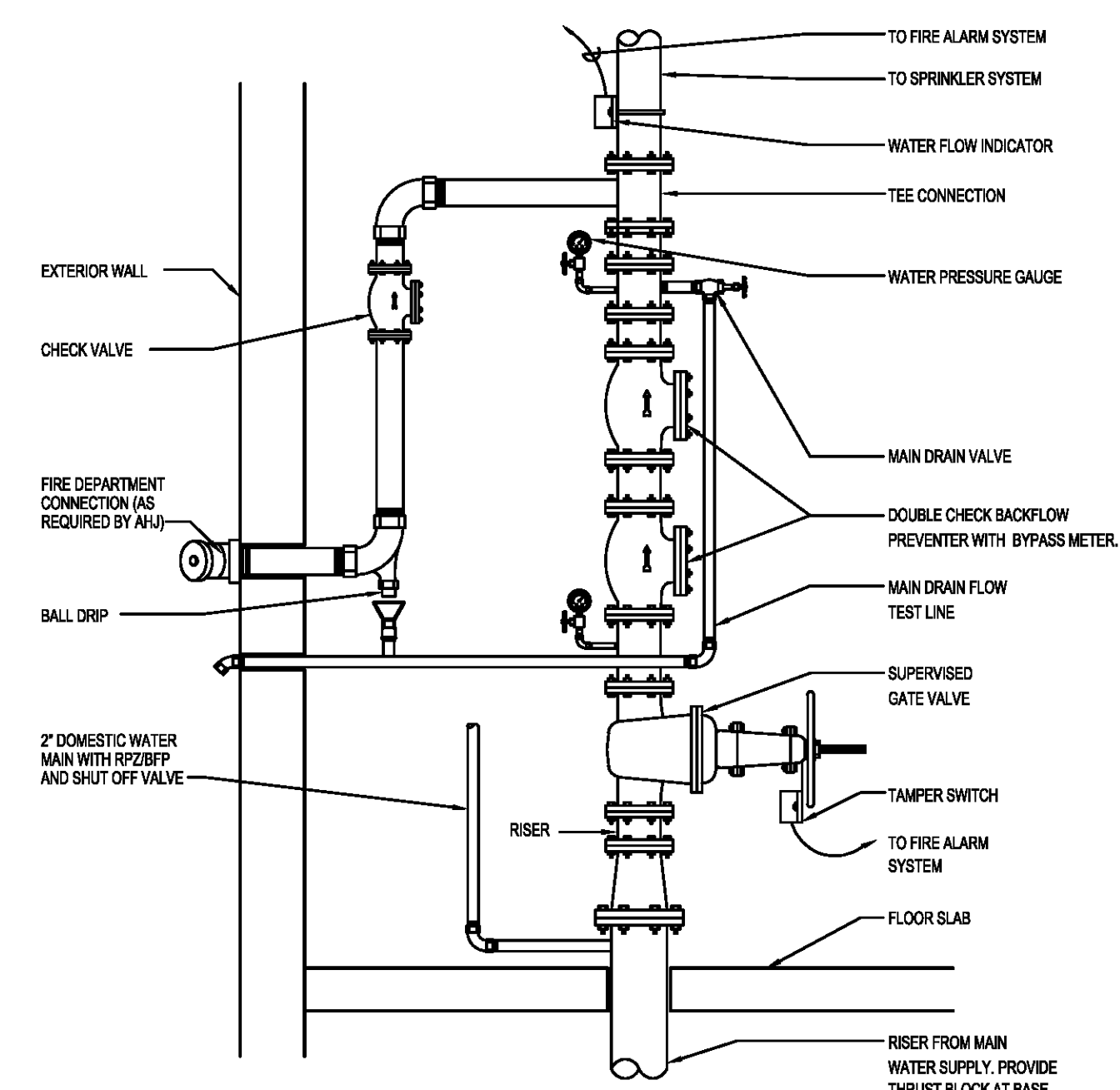
BASIS OF DESIGN HOLD RITE SUPPORT SYSTEMS

NOTES:

1. SHOWER HEAD ROUGH-IN. USE #101 ON HORIZONTAL PLANE WITH ENDS BENT UP. MAKE A CONNECTION THAT SHALL NOT RATTLE AND SHALL NOT PULL AWAY FROM THE WALL.
2. VALVE SUPPORT. USE #101 ON HORIZONTAL PLANE WITH ENDS BENT UP. THIS SHALL BOTH ALIGN AND SUPPORT THE VALVE.
3. TUB SPOUT SUPPORT. USE #101 ON HORIZONTAL PLANE. THIS SHALL PROVIDE STRONG SUPPORT FOR THE TUB SPOUT.

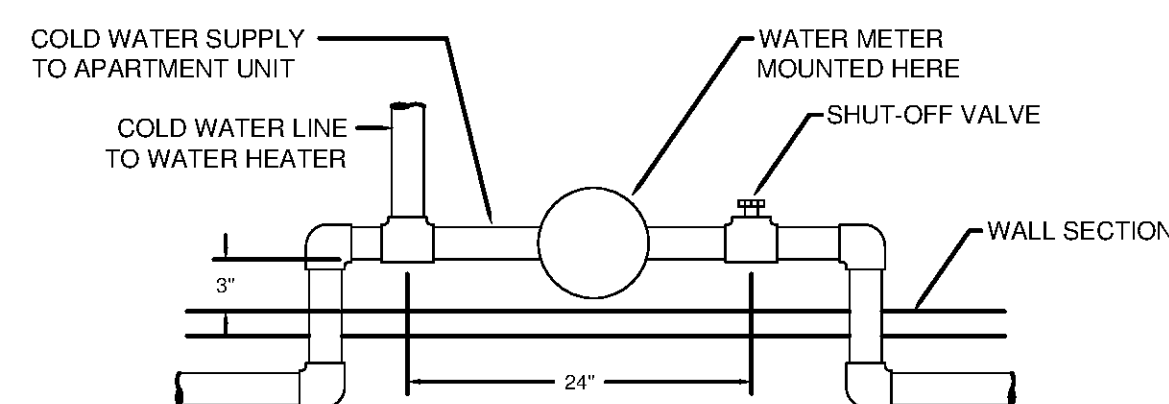
5 TYPICAL TUB/SHOWER SUPPLY SUPPORT DETAILS

NO SCALE



6 FIRE RISER - WET PIPE SYSTEM

NO SCALE




WATER METER NOTES:

1. THE PLUMBING PLANS ARE DIAGRAMMATIC IN NATURE AND THE CONTRACTOR IS TO BE RESPONSIBLE FOR INSTALLING THE SYSTEMS WITHIN THE CONFINES OF THE ARCHITECTURAL AND FRAMING PLANS
2. THE PLUMBER IS TO PROVIDE A MINIMUM OF 24" OF STRAIGHT HORIZONTAL PIPING BETWEEN THE APARTMENT SHUTOFF VALVE AND THE FIRST TAP FOR A FUTURE WATER SUB-METER. SEE SKETCHED DETAIL ABOVE.

7 DOMESTIC WATER SUB-METER DETAIL

NO SCALE



PHILLIPS

Phone 770.394.1616 Fax 770.394.1314

CONSULTANT



PHILLIPS
NORTH TERRACES
400 PERIMETER CENTER TERRACE
SUITE 650
ATLANTA, GA 30346

SEAL

ISSUE & REVISION RECORD

#	DATE	DESCRIPTION
	07/07/14	BID SET

This document is the property of Phillips Partnership, PC and is intended for use only for the project as indicated below. All rights reserved. This document may not be reproduced without the prior written consent of Phillips Partnership, PC.

PROJECT

SPRINGS AT FREMAUX TOWN CENTER
SLIDELL, LA

CLIENT

CONTINENTAL PROPERTIES
CONTINENTAL 294 FUND LLC
W134 N6675 EXECUTIVE PARKWAY
MENOMONEE FALLS, WI 53051
262.502.5500 • FAX 262.502.5522

PHILLIPS JOB NUMBER 1333104

ISSUE DATE 07/07/14

DRAWN BY/CHECKED BY PEM

DRAWING TITLE

PLUMBING DETAILS

SHEET NUMBER

P6.02

NORTH TERRACES
400 PERIMETER CENTER TERRACE
SUITE 650
ATLANTA, GEORGIA 30346