
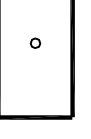

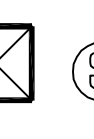
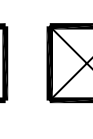


REFLECTED CEILING PLAN
SCALE: 3/16"=1'-0"

- LEGEND**
-  - EXIT LIGHT, BATTERY BACK-UP
 -  - 2x4 FLUORESCENT FIXTURE 4T/F40/C.W.
 -  (SD) - SMOKE DETECTOR
 -  - SUPPLY AIR
 -  (R/A) - SUPPLY AIR

REFLECTED CEILING PLAN

CCC
2228 SECOND STREET
SLIDELL, LOUISIANA

COMMUNITY CHRISTIAN CONCERN

DAMMON ENGINEERING, INC.
ARCHITECTS — ENGINEERS
2000 OLD SPANISH TRAIL STE 100 985-649-5832 SLIDELL, LA. 70458
DAMMONENGINEERING.COM

SCALE: AS NOTED

FILE:

JOB NO. 1461

DATE: 7-14-03

SHEET

E-2

OF