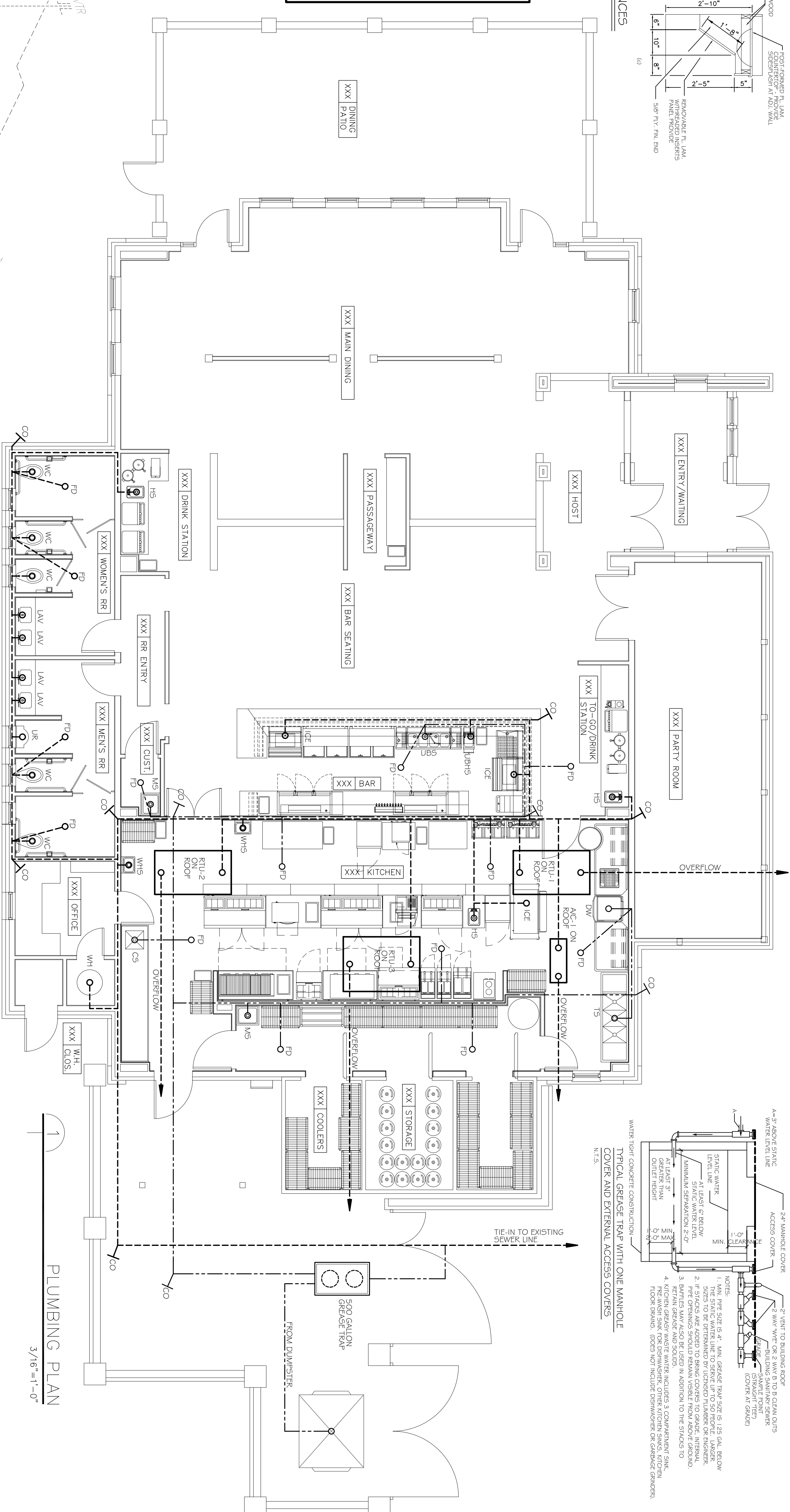


- PLUMBING NOTES**
- REMOVE ALL LABOR, MATERIAL AND EQUIPMENT FOR A COMPLETE OPERATING SYSTEM. THE SYSTEM SHALL BE INSTALLED IN ACCORDANCE WITH THE LATEST EDITIONS OF THE INTERNATIONAL PLUMBING AND MECHANICAL CODES (IPMC) AND NATIONAL PLUMBING CODES.
 - NATIONAL GOVERNING CODES.
 - CONTRACTOR IS TO FIELD VERIFY ALL EXISTING PLUMBING CONDITIONS, ELEVATIONS AND SPACES PRIOR TO THE START OF WORK. CONTRACTOR SHALL BE RESPONSIBLE TO VERIFY THE EXISTING INVERTS AND SET NEW INVERTS OF SERVICE.
 - CONTRACTOR IS RESPONSIBLE TO VERIFY THE EXISTING INVERTS AND SET NEW INVERTS OF SERVICE.
 - SEWERAGE LINES 3" AND SMALLER SHALL BE SLOPED AT THE ROOF AND LINE 4" AND LARGER SHALL BE AT THE FLOOR.
 - ALL PLUMBING SHALL BE CLOSET COORDINATED WITH STRUCTURAL SYSTEMS, MECHANICAL SYSTEMS AND ELECTRICAL TO INSURE NO TRADES WILL CONFLICT WITH EACH OTHER.
 - WALLS, PARTITIONS, ETC. SEE ARCHITECTURAL DRAWINGS FOR EXACT LOCATIONS OF DOORS, WINDOWS, ETC.
 - ALL WATER MAINS AND PIPING NOT SHOWN FOR CLARITY, ALL LOCATIONS FIELD VERIFY TO THE CONTRACTOR.
 - TUBE TYPE K SOFT ANNEALING, NO JOINTS SHALL BE ALLOWED UNDER THE SLAB.
 - LIQUID DRAIN WITH CORRE PRESSURE TYPE FITTINGS, ANSI B1.6.2. THE JOINTS SHALL BE SCHEDULE 40 WITH BELL AND FLANGE ENDS AND ONE FLICE AROUND INSIDE TYPE GASKET. USE PVC SCHEDULE 40 OR AAS DWP TYPES AND FITTINGS WHERE REQUIRED BY CODE.
 - INSULATION AND ADAPT.
 - INSULATION THROUGH SLAB CONSTRUCTION SHALL BE DETAIL WITH INSULATION THROUGH SLAB CONSTRUCTION.
 - REVERSING THE MESSAGE OF PLUMBS AND NOT DATED WHEN TESTED IN ACCORDANCE WITH ASTM E814.
 - ALL FITTINGS UNLESS SHOWN ARE BRASS/STAINLESS.



PLUMBING ABBREVIATIONS


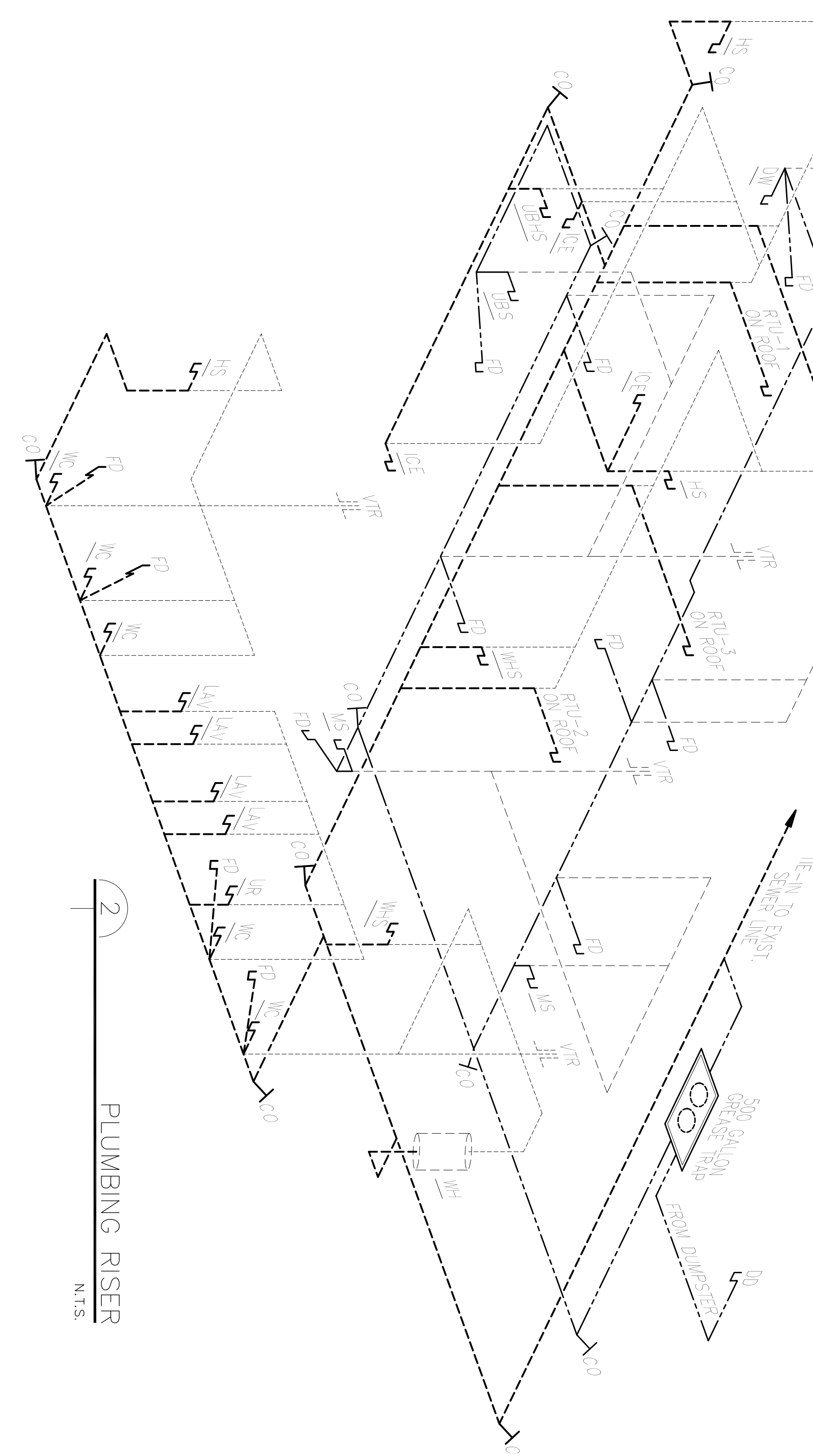
SYMBOL	DESCRIPTION	TYPE	FOOTING IN SIZES	NOTES
WC	WATER CLOSET	W	4" x 4"	1" x 1"
UR	URINAL	W	4" x 4"	1" x 1"
LAV	LAVATORY	W	2" x 2"	1/2" x 1/2"
MS	MOP SINK	W	2" x 2"	1/2" x 1/2"
HS	HAND SINK	W	2" x 2"	1/2" x 1/2"
WHS	WALK-INTO HAND SINK	W	2" x 2"	1/2" x 1/2"
UBS	UNDER BAR SINK	W	2" x 2"	1/2" x 1/2"
UBS	UNDER BAR HAND SINK	W	2" x 2"	1/2" x 1/2"
FD	FLOOR DRAIN	W	2" x 2"	1/2" x 1/2"
WH	WATER HEATER	W	2" x 2"	1/2" x 1/2"
AHU	AIR HANDLING UNIT	W	2" x 2"	1/2" x 1/2"

PLUMBING FIXTURE SCHEDULE

SYMBOL	DESCRIPTION	TYPE	FOOTING IN SIZES	NOTES
WC	WATER CLOSET	W	4" x 4"	1" x 1"
UR	URINAL	W	4" x 4"	1" x 1"
LAV	LAVATORY	W	2" x 2"	1/2" x 1/2"
MS	MOP SINK	W	2" x 2"	1/2" x 1/2"
HS	HAND SINK	W	2" x 2"	1/2" x 1/2"
WHS	WALK-INTO HAND SINK	W	2" x 2"	1/2" x 1/2"
UBS	UNDER BAR SINK	W	2" x 2"	1/2" x 1/2"
UBS	UNDER BAR HAND SINK	W	2" x 2"	1/2" x 1/2"
FD	FLOOR DRAIN	W	2" x 2"	1/2" x 1/2"
WH	WATER HEATER	W	2" x 2"	1/2" x 1/2"
AHU	AIR HANDLING UNIT	W	2" x 2"	1/2" x 1/2"

PLUMBING FIXTURE FOR FIXTURES

- PROVIDE CHINK CARBIDE FOR WALL HUNG FIXTURES.
- INSULATE FIXTURE FOR FIXTURES.
- INSULATE DOWNSPOUTS FROM WALL SHALL FROM DOWN.



Project no. 201348
 JTL
 checked
 CMO
 date 07/09/2014
 revised

Meyer Engineers, Ltd.
 4937 Hearst Street . Suite 1B . Metairie, Louisiana 70001
 2031 Claiborne Street . Mandeville, Louisiana 70448
 phone.504.885.9892 . fax.504.887.5056
 website.www.meyer-e-l.com

DAMMON ENGINEERING INC.
 Architects & Engineers
 Chief Architect: Kevin J. Kirckham, NCARB
 Senior Engineer: Brian Maston, PE
 www.dammonengineering.com
 dammon@dammonengineering.com
 10000 Highway 101
 Ste 100
 Sibley, LA 70458
 F: 985.641.3990

PLUMBING PLAN
 MUGSHOTS GRILL & BAR
 RIDGELAND, MS
 sheet no. P-1
 of sheets