

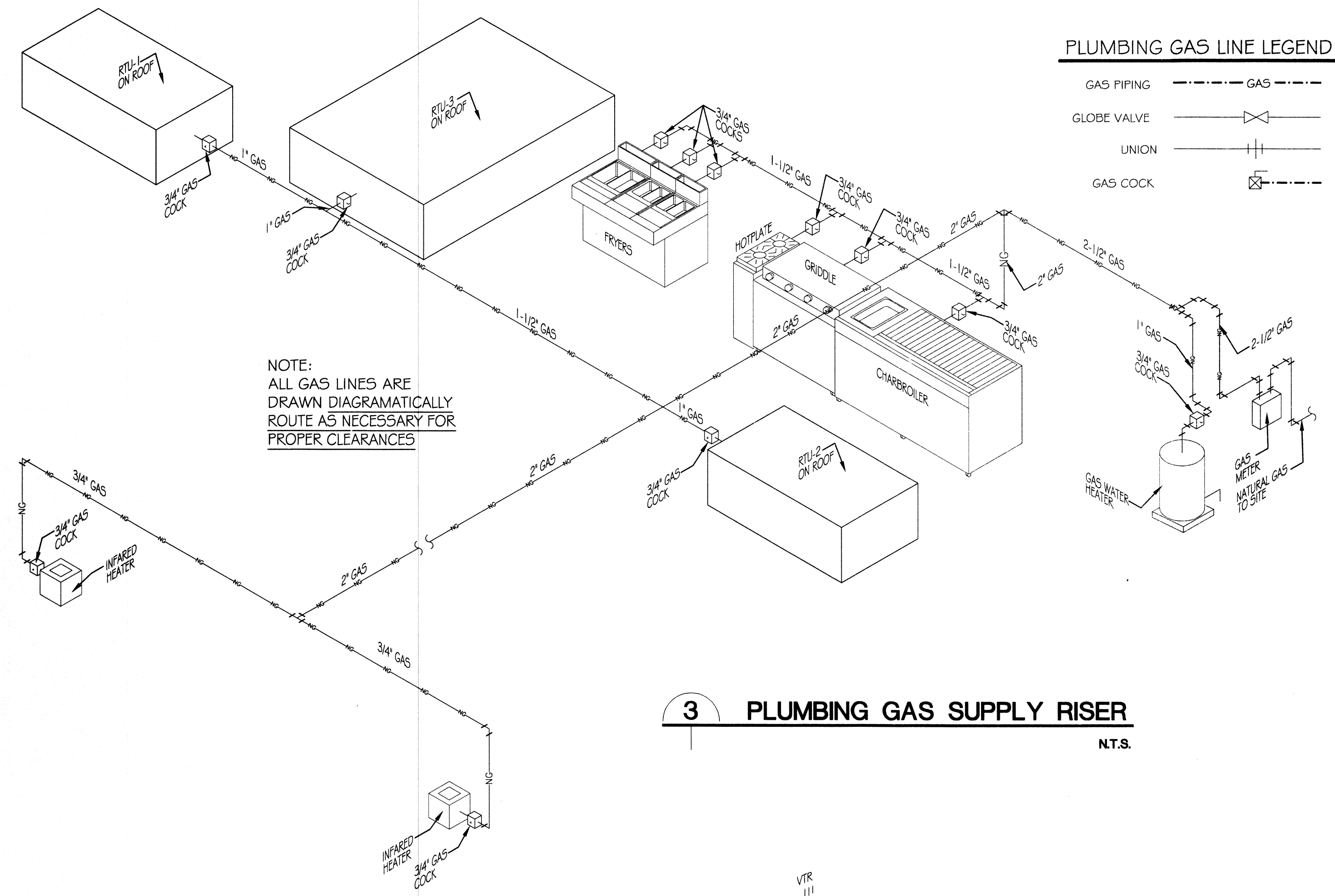
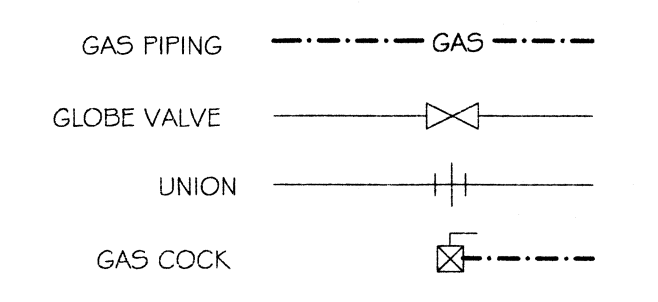


**MP**  
 ARCHITECT-ENGINEERS, P.L.L.C.

**MP Architect-Engineers, P.L.L.C.**  
**RICHARD C. MEYER, P.E.**  
**JAMES J. PAPIA, ARCHITECT**

PLUMBING & GAS RISERS  
 MUGSHOTS GRILL & BAR  
 RIDGELAND, MISSISSIPPI  
 HARBOUR POINTE DEVELOPMENT

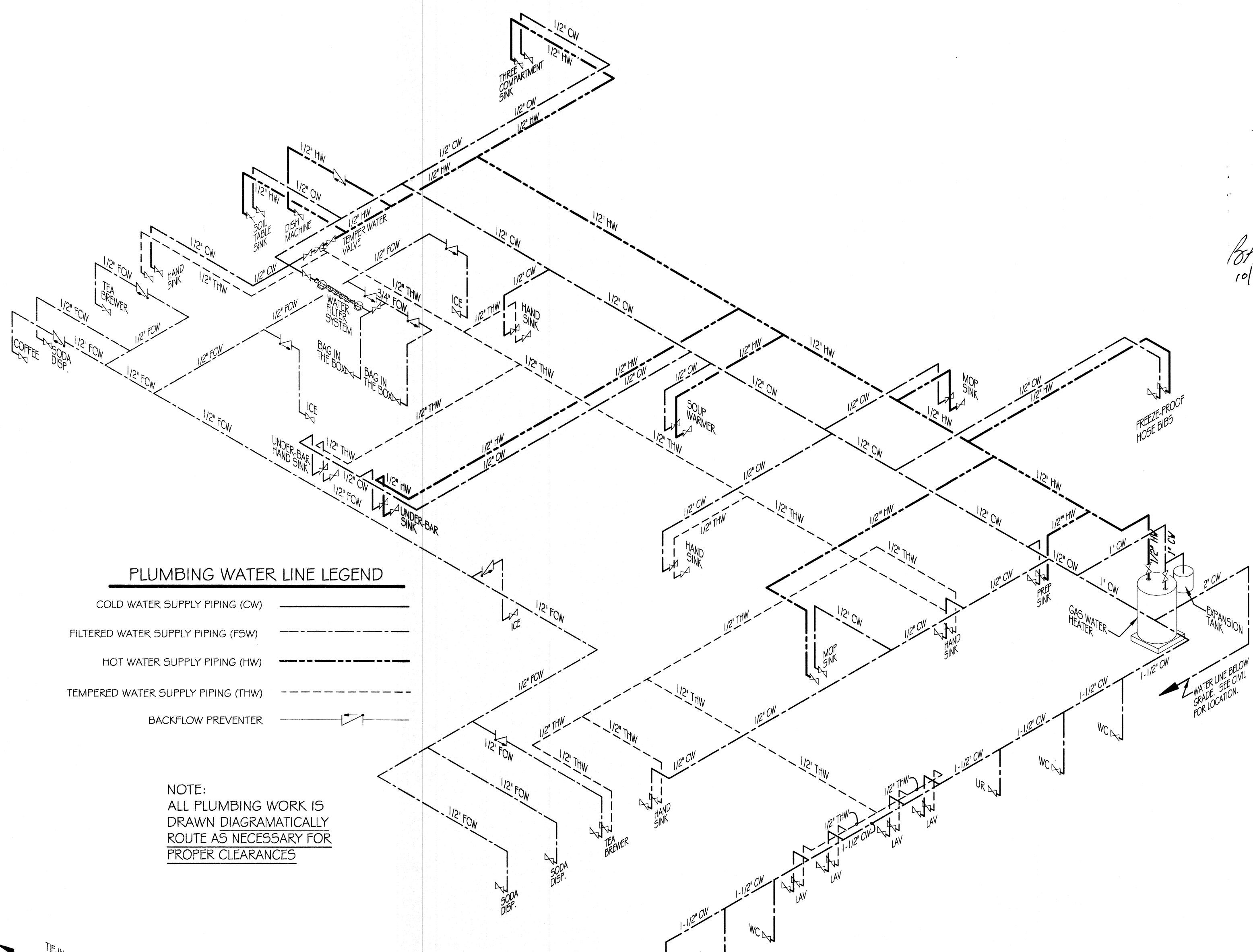
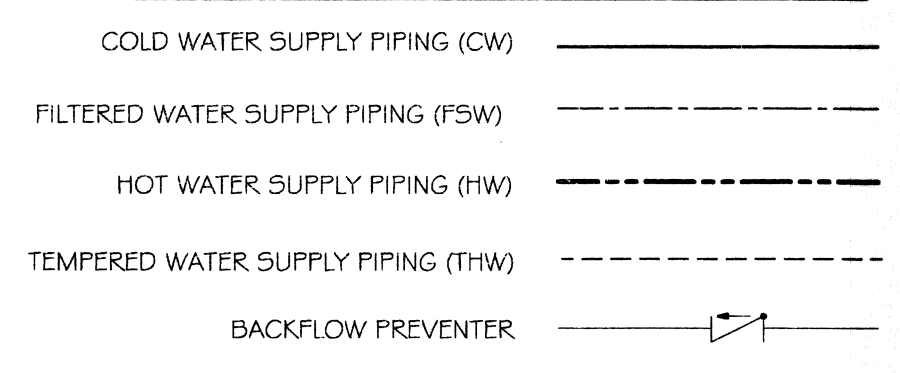
**PLUMBING GAS LINE LEGEND**



NOTE:  
 ALL GAS LINES ARE  
 DRAWN DIAGRAMATICALLY  
 ROUTE AS NECESSARY FOR  
 PROPER CLEARANCES

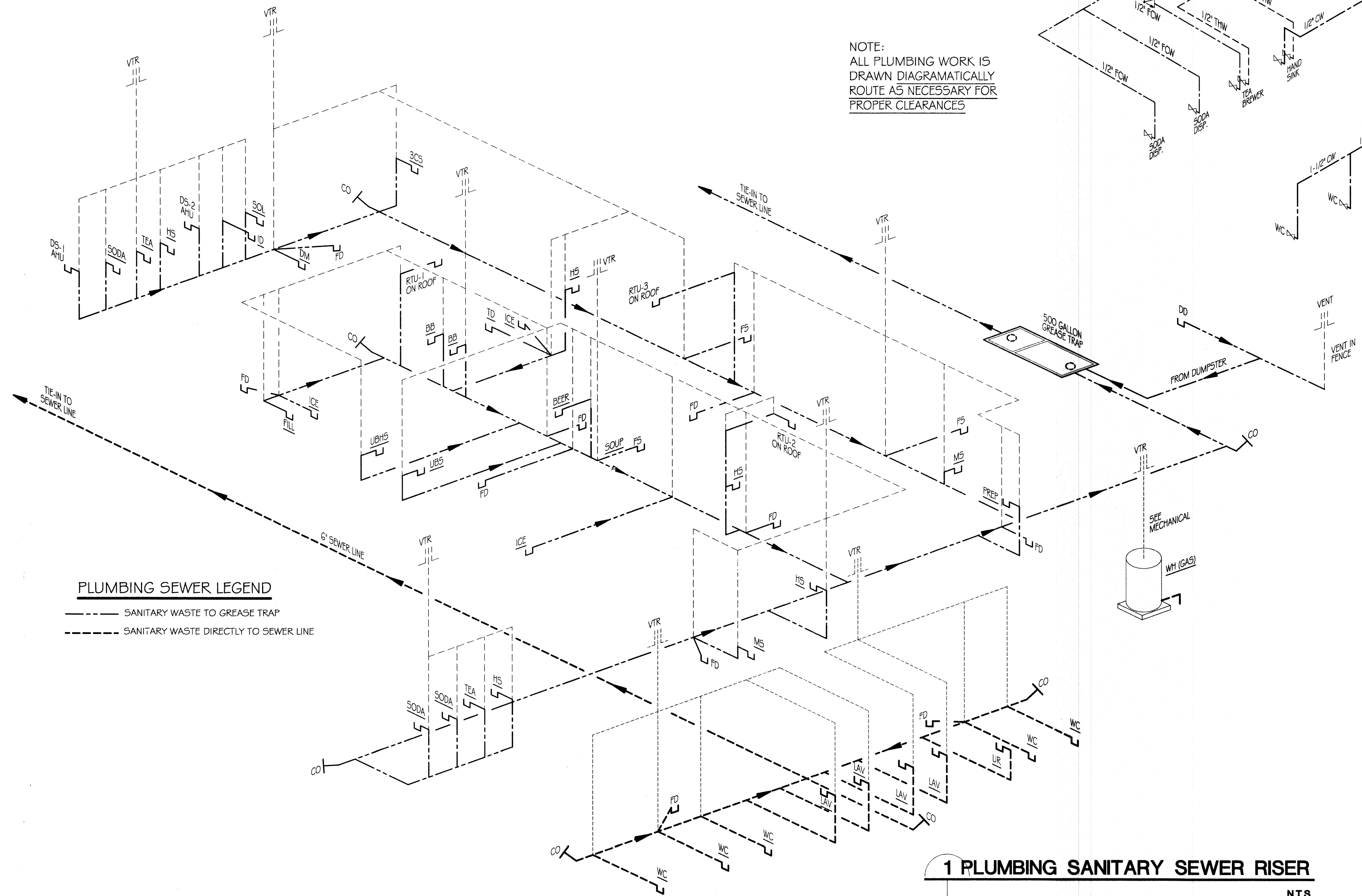
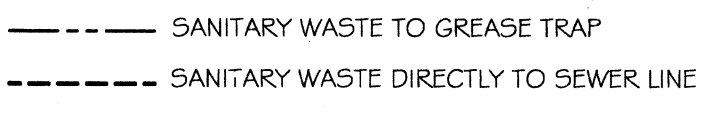
GAS EQUIPMENT LEGEND	BTUH INPUT
WATER HEATER	180,000
RTU-1 (ROOFTOP A/C)	200,000
RTU-2 (ROOFTOP A/C)	200,000
RTU-3 (ROOFTOP A/C)	250,000
IH-1 (INFARED HEATER)	50,000
IH-1 (INFARED HEATER)	50,000
CHARBROILER (KITCHEN EQUIP. "K-29")	200,000
GRIDDLE (KITCHEN EQUIP. "K-24")	113,000
HOTPLATE (KITCHEN EQUIP. "K-16")	44,000
LARGE FRYER (KITCHEN EQUIP. "K-17")	110,000
SMALL FRYER (KITCHEN EQUIP. "K-18")	110,000
SMALL FRYER (KITCHEN EQUIP. "K-19")	110,000
TOTAL USAGE	1,367,000 TOTAL
APPROX. DISTANCE FROM REGULATOR TO FARTHEST TAKE OFF 156'	
GAS TYPE: NATURAL GAS	

**PLUMBING WATER LINE LEGEND**



NOTE:  
 ALL PLUMBING WORK IS  
 DRAWN DIAGRAMATICALLY  
 ROUTE AS NECESSARY FOR  
 PROPER CLEARANCES

**PLUMBING SEWER LEGEND**



In joint venture with:  
**DAMMON**  
 ENGINEERING, INC.  
 Architects & Engineers

Chief Engineer: Brian Mistich, PE  
 554 Old Spanish Trail  
 Stidell, LA 70458  
 www.dammonengineering.com  
 dammoneng@bellsouth.net  
 PH: 985.649.5832  
 F: 985.641.9950

**1 PLUMBING SANITARY SEWER RISER**  
 N.T.S.