PANEL SCHEDULE

PANEL: MDP
LOCATION: ELECTRIC CLOSET
FEEDER SOURCE: CLEGCO
VOLTAGE: 480/277V, 400A, 3Ø, 4W W/MB PANEL
ENCLOSURE: FLUSH MOUNTED W/ EQUIPMENT GND BAR SQ D TYPE 2C LOAD CENTER

CKT NO	THHN WIRE SIZE	LOAD DESCRIPTION: LOCATION	BREAKER AMP	BREAKER POLE	LOAD (kva)	AØ BØ CØ	LOAD (kva)	BREAKER POLE	BREAKER AMP	LOAD DESCRIPTION: LOCATION	THHN WIRE SIZE	CKT NO
1					62.5		5.5					2
3	250 MCM	112.5 kva TRANSFORMER	225	3	62.5		5.5	3	20	AC-1 / 10 TON AIR HANDLER W/ 9.6 KW HEAT STRIP	#12	4
5					62.5		5.5					6
7	-	SPACE	-	1	-		6.5					8
9	-	SPACE	-	1	-		6.5	3	35	CU-5 / 10 TON HEAT PUMP	#8	10
11	-	SPACE	-	1	-		6.5					12
13	12	EXTERIOR LIGHTS	20	1	1.0		1.8	1	20	STEM CLASSROOMS 1, 2, & 3 LIGHTS	12	14
15	12	CLASSROOM #1, SPRINKLER CLOSET, DATA, JANITOR AND WOMEN'S RESTROOM LIGHTS	20	1	0.9		1.2	1	20	CLASSROOMS 2 & 3 AND MECHANICAL RM LIGHTS	12	16
17	12	CORRIDOR LIGHTS	20	1	3.0		1.1	1	20	CLASSROOM 4, MEN'S RESTROOM, OFFICE LIGHTS	12	18
19	12	CLASSROOM #5, WAITING RM, AND OFFICE LIGHTS	20	1	0.9		-	1	20	SPARE	-	20
21	-	SPARE	20	1	-		-	1	20	SPARE	-	22
23	-	SPARE	20	1	-		-	1	20	SPARE	-	24
25	-	SPACE	-	1	-		-	1	-	SPACE	-	26
27	-	SPACE	-	1	-		-	1	-	SPACE	-	28
29	-	SPACE	-	1	-		-	1	-	SPACE	-	30

SOLID NEUTRAL NEUTRAL WIRE (N)
TOTAL CONNECTED LOAD (kva) = 232.8
AØ = 78.0 BØ = 76.4 CØ = 78.4
GROUND BUS GROUND WIRE (G)

PANEL SCHEDULE

PANEL: F-1
LOCATION: ELECTRICAL SERVICE CLOSET
FEEDER SOURCE: 480V TRANSFORMER
VOLTAGE: 208/120V, 400A 3Ø, 4W W/MB PANEL
ENCLOSURE: SURFACE MOUNTED W/ EQUIPMENT GND BAR SQ D TYPE 2C LOAD CENTER

CKT NO	THHN WIRE SIZE	LOAD DESCRIPTION: LOCATION	BREAKER AMP	BREAKER POLE	LOAD (kva)	AØ BØ CØ	LOAD (kva)	BREAKER POLE	BREAKER AMP	LOAD DESCRIPTION: LOCATION	THHN WIRE SIZE	CKT NO
1					10.1		1.9					2
3	#2	SUB PANEL M-1	100	3	10.1		1.9	3	20	MECHANICAL ERV SYSTEM	#12	4
5					6.8		1.9					6
7	#12	HOOD SYSTEM IN STEM CLASSROOM #3	20	2	1.6		-	-	-	SPACE	-	8
9					1.6		-					10
11	12	STEM CLASSROOM 1 OUTLETS - *	20	1	1.1		0.9	1	20	STEM CLASSROOM 1 OUTLETS - *	#12	12
13		SHUNT TRIP								SHUNT TRIP		14
15	12	STEM CLASSROOM 1 OUTLETS - *	20	1	0.9		0.8	1	20	STEM CLASSROOM 1 OUTLETS - *	#12	16
17		SHUNT TRIP								SHUNT TRIP		18
19	12	STEM CLASSROOM 2 OUTLETS - *	20	1	0.9		0.9	1	20	STEM CLASSROOM 2 OUTLETS - *	#12	20
21		SHUNT TRIP								SHUNT TRIP		22
23	12	STEM CLASSROOM 2 OUTLETS - *	20	1	0.9		0.8	1	20	STEM CLASSROOM 2 OUTLETS - *	#12	24
25		SHUNT TRIP								SHUNT TRIP		26
27	12	STEM CLASSROOM 3 OUTLETS - *	20	1	0.9		0.9	1	20	STEM CLASSROOM 3 OUTLETS - *	#12	28
29		SHUNT TRIP								SHUNT TRIP		30
31	12	STEM CLASSROOM 3 OUTLETS - *	20	1	0.9		0.8	1	20	STEM CLASSROOM 3 OUTLETS - *	#12	32
33		SHUNT TRIP								SHUNT TRIP		34
35	12	CLASSROOM 1 OUTLETS	20	1	0.9		0.9	1	20	CLASSROOM 1 OUTLETS	12	36
37	12	CLASSROOM 1 OUTLETS	20	1	0.8		0.8	1	20	CLASSROOM 1 OUTLETS	12	38
39	12	CLASSROOM 2 OUTLETS	20	1	0.9		0.9	1	20	CLASSROOM 2 OUTLETS	12	40
41	12	CLASSROOM 2 OUTLETS	20	1	0.8		0.8	1	20	CLASSROOM 2 OUTLETS	12	42
43	12	CLASSROOM 3 OUTLETS	20	1	0.9		0.9	1	20	CLASSROOM 3 OUTLETS	12	44
45	12	CLASSROOM 3 OUTLETS	20	1	0.8		0.8	1	20	CLASSROOM 3 OUTLETS	12	46
47	12	CLASSROOM 4 OUTLETS	20	1	0.9		0.9	1	20	CLASSROOM 4 OUTLETS	12	48
49	12	CLASSROOM 4 OUTLETS	20	1	0.8		0.8	1	20	CLASSROOM 4 OUTLETS	12	50
51	12	CLASSROOM 5 OUTLETS	20	1	0.9		0.9	1	20	CLASSROOM 5 OUTLETS	12	52
53	12	CLASSROOM 5 OUTLETS	20	1	0.8		0.8	1	20	CLASSROOM 5 OUTLETS	12	54
55	12	OFFICE OUTLETS	20	1	1.4		1.4	1	20	OFFICE OUTLETS	12	56
57	12	OFFICE OUTLETS	20	1	1.4		1.4	1	20	OFFICE OUTLETS	12	58
59	12	OFFICE OUTLETS	20	1	0.7		0.7	1	20	OFFICE OUTLETS	12	60
61	12	HOT WATER HEATER CONTROL	20	1	0.2		-	1	20	SPARE	-	62
63	-	SPARE	20	1	-		-	1	20	SPARE	-	64
65	-	SPARE	20	1	-		-	1	20	SPARE	-	66
67	-	SPARE	20	1	-		-	1	20	SPARE	-	68
69	-	SPARE	20	1	-		-	1	20	SPARE	-	70
71	-	SPARE	20	1	-		-	1	20	SPARE	-	72
73	-	SPARE	20	1	-		-	1	20	SPARE	-	74
75	-	SPARE	20	1	-		-	1	20	SPARE	-	76
77	-	SPARE	20	1	-		-	1	20	SPARE	-	78
79	-	SPARE	20	1	-		-	1	20	SPARE	-	80
81	---	SPACE	-	-	-		-	-	-	SPACE	-	82
83	---	SPACE	-	-	-		-	-	-	SPACE	-	84

SOLID NEUTRAL NEUTRAL WIRE (N)
AØ = ****TOTAL CONNECTED LOAD (kva) = ****BØ = ****
GROUND BUS GROUND WIRE (G)

PANEL SCHEDULE

PANEL: M-1
LOCATION: BLDG. WALL EXTERIOR NEAR A/C UNITS
FEEDER SOURCE: PANEL P-1
VOLTAGE: 208/120V, 100A 3Ø, 4W W/MB PANEL
ENCLOSURE: FLUSH MOUNTED W/ EQUIPMENT GND BAR SQ D TYPE 2C LOAD CENTER

CKT NO	THHN WIRE SIZE	LOAD DESCRIPTION: LOCATION	BREAKER AMP	BREAKER POLE	LOAD (kva)	AØ BØ CØ	LOAD (kva)	BREAKER POLE	BREAKER AMP	LOAD DESCRIPTION: LOCATION	THHN WIRE SIZE	CKT NO
1					3.3		0.2					2
3	MCM	CU-1	-	2	3.3		3.5	1	20	OUTLET	-	4
5					3.3		3.5	2	-	CU-2	MCM	6
7	MCM	CU-3	-	2	3.3		3.3					8
9					3.3		3.3	2	-	CU-2	MCM	10
11	-	SPACE	-	-	-		-	1	20	SPARE	-	12

SOLID NEUTRAL NEUTRAL WIRE (N)
TOTAL CONNECTED LOAD (kva) = 21.0
AØ = 10.1 BØ = 10.1 CØ = 6.8
GROUND BUS GROUND WIRE (G)

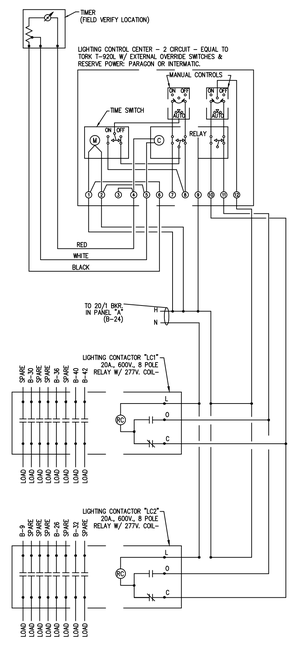

GENERAL NOTES:
1.LIGHTING CONTACTOR "LC1" AND "LC2" SHALL BE ENERGIZED AT PRE-SET TIME BY TIMECLOCK DE-ENERGIZED AT PRE-SET TIME BY TIMECLOCK (OBTAIN SETTING FROM OWNER).

NOTE:
MOUNT LIGHTING CONTACTORS IN NEMA 1 ENCLOSURE

LIGHTING CONTACTOR DIAGRAM (3 / E103)
SCALE: 1/4" = 1'-0"

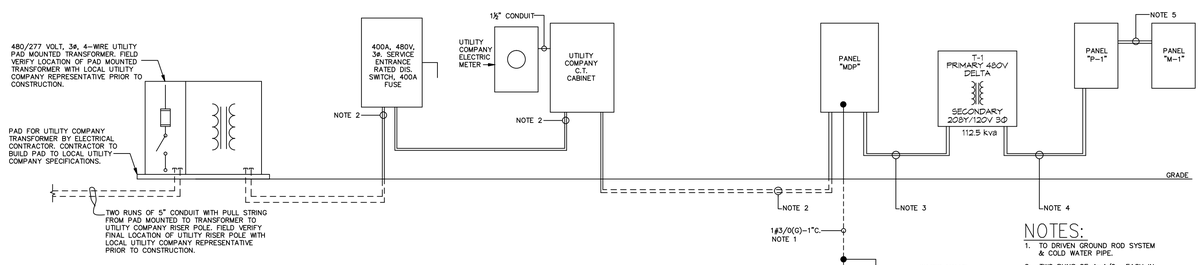

ELECTRICAL RISER DIAGRAM (1 / E103)
NOT TO SCALE

NOTES:

1. TO DRIVEN GROUND ROD SYSTEM & COLD WATER PIPE.
2. TWO RUNS OF 4-4/0, EACH IN 3" CONDUIT.
3. 3-250 KCMIL, 1-#1 GRD, 2" CONDUIT.
4. TWO RUNS OF 4-4/0, 1-#2 GND EACH IN 3" CONDUIT.
5. 4-#2, 1-#1 GRD, 1-1/2" CONDUIT.

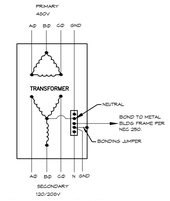

TRANSFORMER NOTES:
PROVIDE TRANSFORMER SIZE AS NEEDED FOR ELECTRICAL SERVICE
DRY TYPE, WITH NEMA 1 ENCLOSURE MOUNT TRANSFORMERS ABOVE POWER PANEL ON SHELF UNLESS OTHERWISE NOTED

ELECTRICAL TRANSFORMER (2 / E103)
NOT TO SCALE

DAMMON ENGINEERING, INC.
LOUISIANA & MISSISSIPPI
www.dammonengineering.com
info@dammonengineering.com
PH: 985-649-5832
Chief Engineer: Brian Mistich, PE
554 Old Spanish Trail
Slidell, LA 70458

REVISIONS

#	DESCRIPTION	DATE

SEAL:

STATE OF LOUISIANA
BRIAN A. MISTICH
License No. 30187
5/17/2019
PROFESSIONAL ENGINEER

SHELL-ONLY PACKAGE
CHRIST EPISCOPAL CLASSROOM
80 CHRISTWOOD BOULEVARD
COVINGTON, LA 70433

JOB No:	2313	DATE:	05-17-2019
DRAWN BY:	DPP	CHECKED BY:	BAM

This plans, drawings and specifications, designs and all arrangements represented thereon are and shall remain the property of Dammon Engineering, and no part thereof shall be used, reproduced or transmitted in any form or manner without the permission of Dammon Engineering. In the event of unauthorized reuse of these plans by a third party, the third party agrees to hold Dammon Engineering harmless. Third party agrees to indemnify and defend Dammon Engineering against any and all claims, damages, losses and expenses, including attorney's fees, arising out of or resulting therefrom.

SHEET TITLE:
PANEL SCHEDULES

DRAWING NUMBER:
E103

SHEET No: 12 of 12

FILE NAME: J:\- Schools Projects\2313 - Christ Episcopal - New Classroom Bldg - Mistich\Drawings\Current Drawings\E103-Electrical Panel Schedules.dwg PLOT DATE & TIME: Friday, May 17, 2019 3:25:53 PM