

FILE NAME: J:_Submittal\Projects\1445 - Lumbago, Ouedine, Academie\1445- Foundation\1445- Foundation.dwg, PLOT DATE: 8/1/2021 10:05:12 AM

GENERAL FOUNDATION NOTES

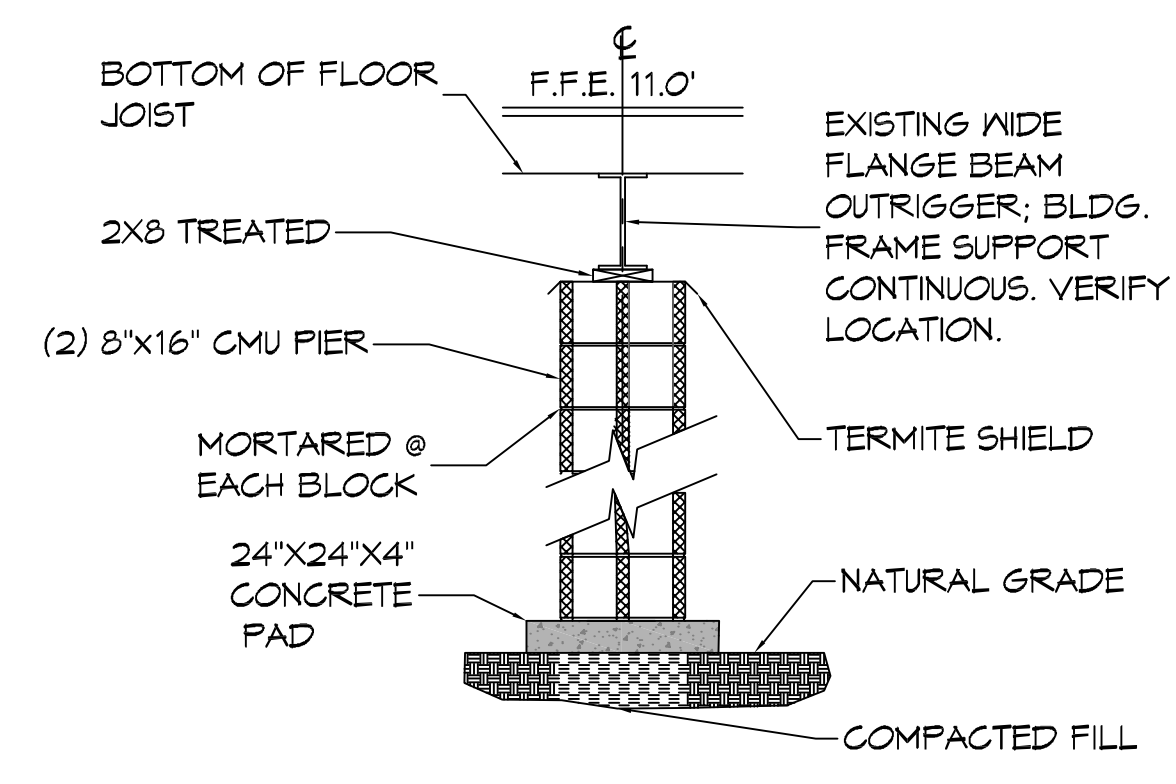
1. THE CONTRACTOR SHALL VERIFY ALL BEAM BEAM LOCATIONS PRIOR TO INSTALLING PADS AND BLOCKS AND INSTALL ACCORDINGLY.
2. THIS FOUNDATION PLAN IS TYPICAL FOR BOTH LOCATIONS

DAMMON

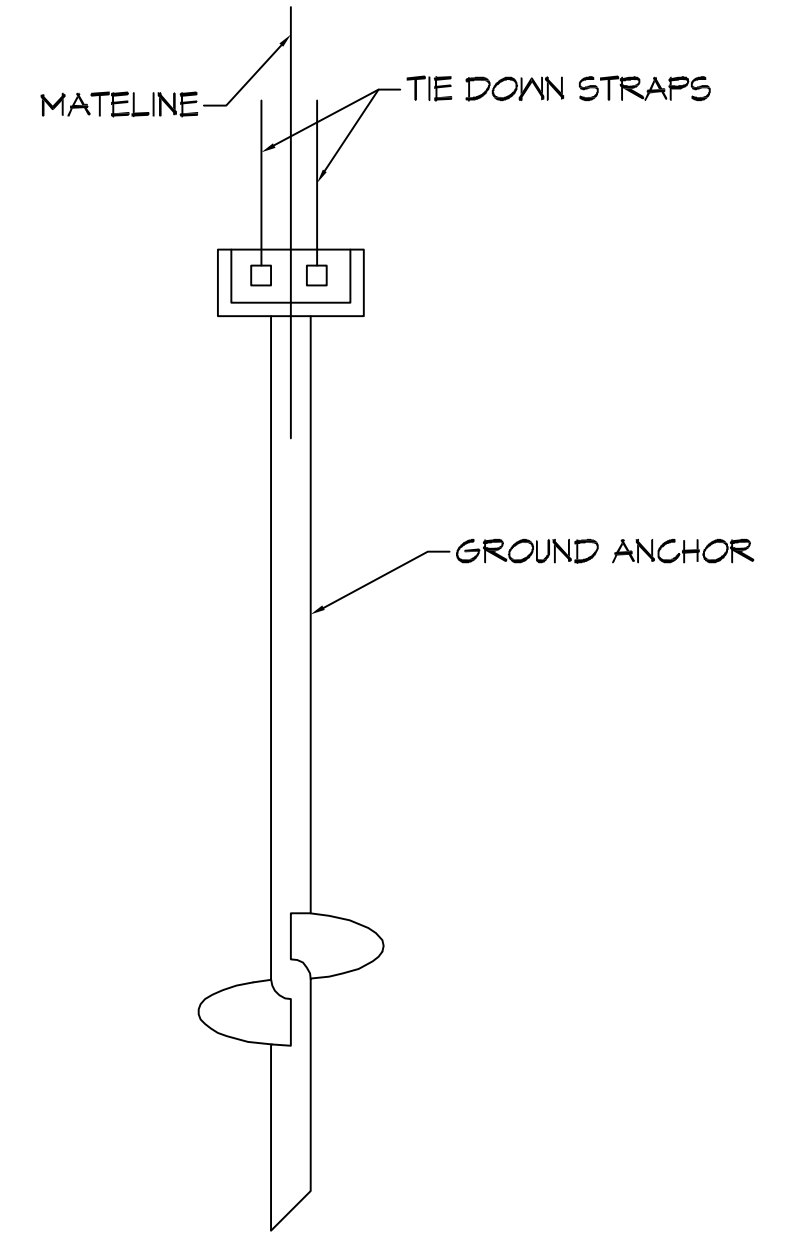
ENGINEERING, INC.

LOUISIANA & MISSISSIPPI

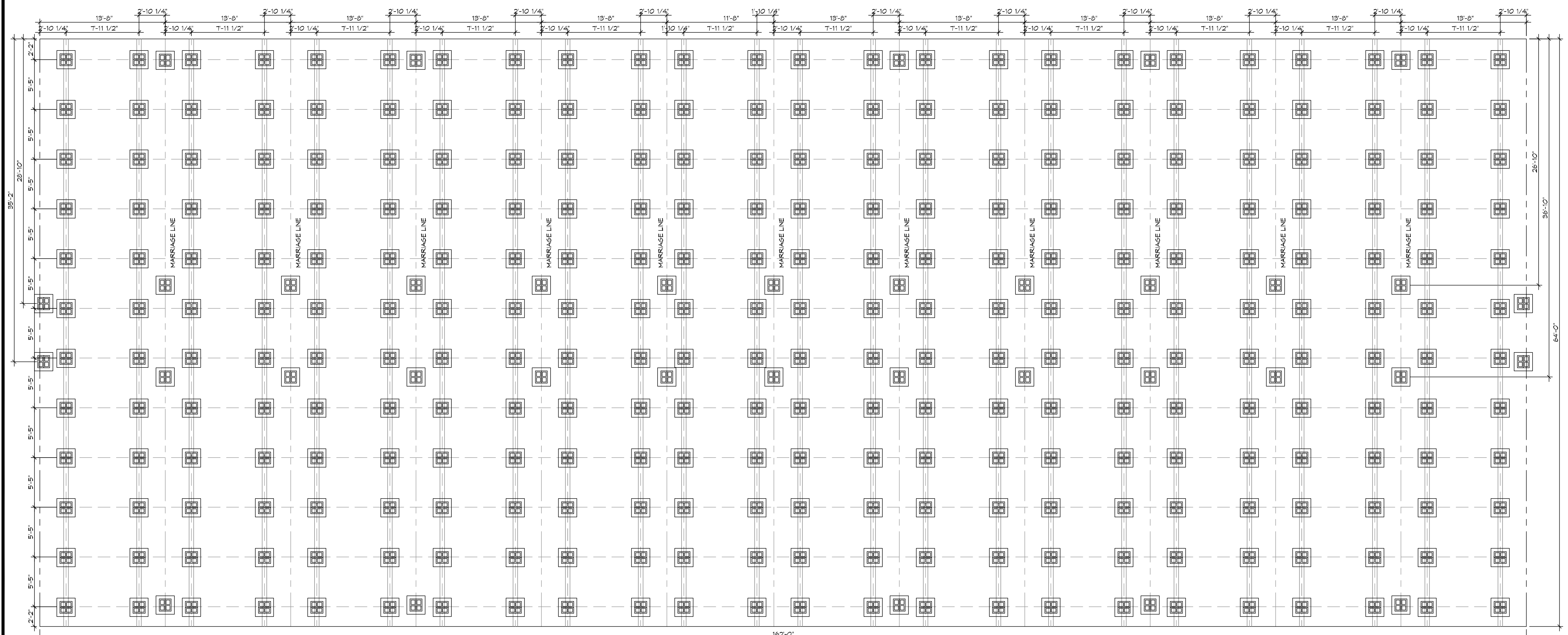
Chief Engineer: Brian Mstich, PE
 www.dammonengineering.com
 info@dammonengineering.com
 554 Old Spanish Trail
 Slidell, LA 70458
 PH: 985.649.8332 F: 985.641.9950



16 FOUNDATION SECTION
SCALE: 1/2" = 1'-0"



17 GROUND ANCHOR DETAIL
SCALE: 1/2" = 1'-0"



18 FOUNDATION PLAN
SCALE: 3/16" = 1'-0"

#	DESCRIPTION	DATE



ARESIDEN
 ARESIDEN
 ARESIDEN
 ARESIDEN

JOB No: 2440 DATE: 07-15-2021
 1000 CANILETTE RD.
 SLIDELL, LA 70458
 DRAWN BY: CKD CHECKED BY: BAM

SHEET TITLE:
FOUNDATION PLAN

DRAWING NUMBER:
S101

SHEET No: 5 of 11