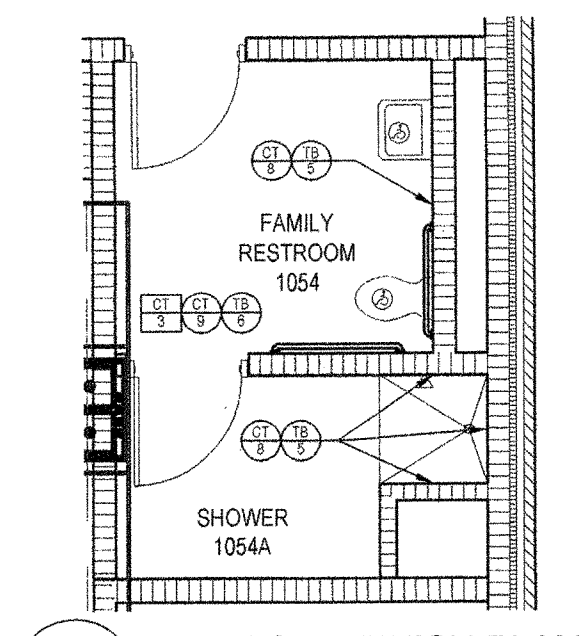
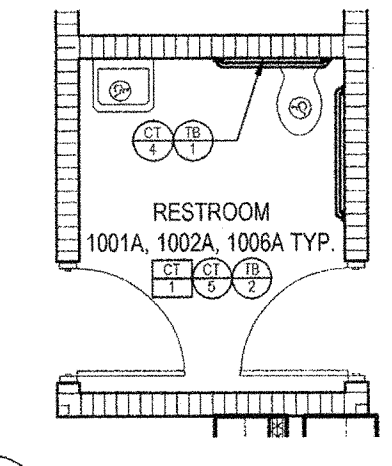




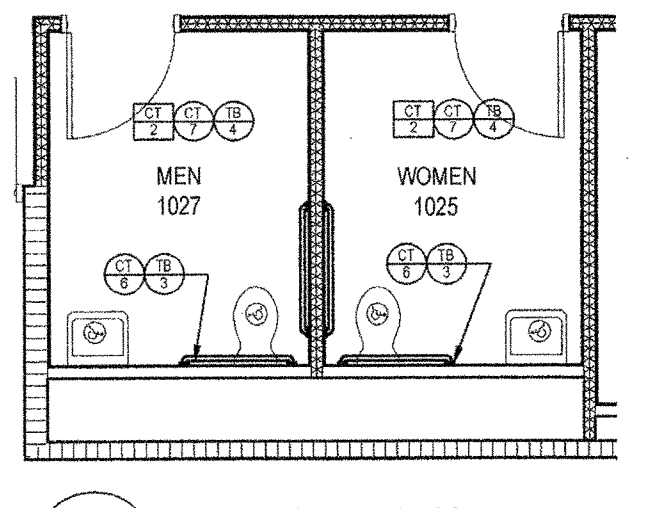
A
A6.00 1ST FLOOR PLAN - OVERALL
SCALE: 1/16" = 1'-0"



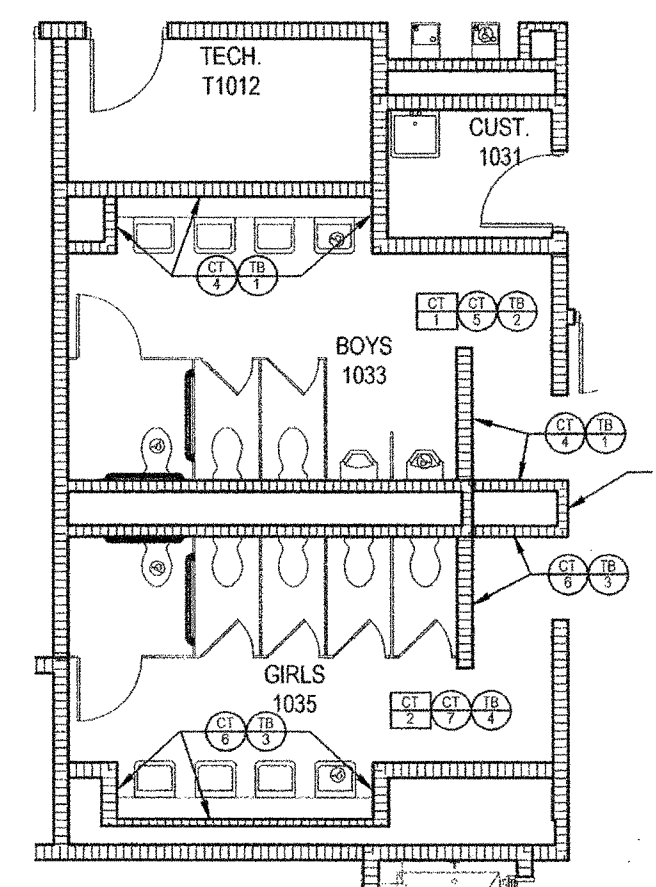
3 ENLARGED FINISH PLAN
A6.00 SCALE: 3/16" = 1'-0"



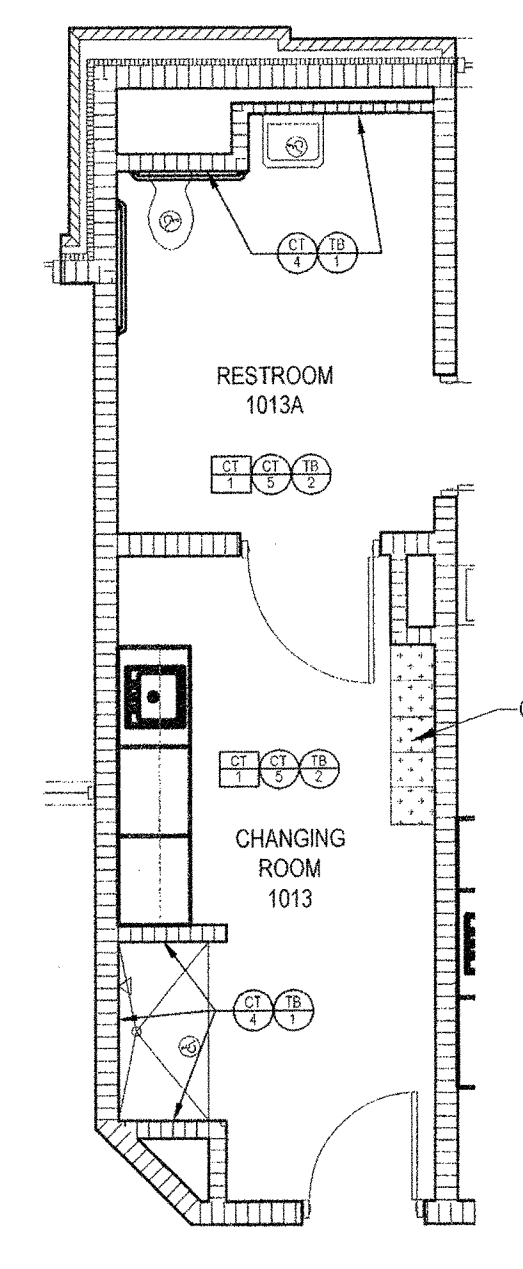
2 ENLARGED FINISH PLAN
A6.00 SCALE: 3/16" = 1'-0"



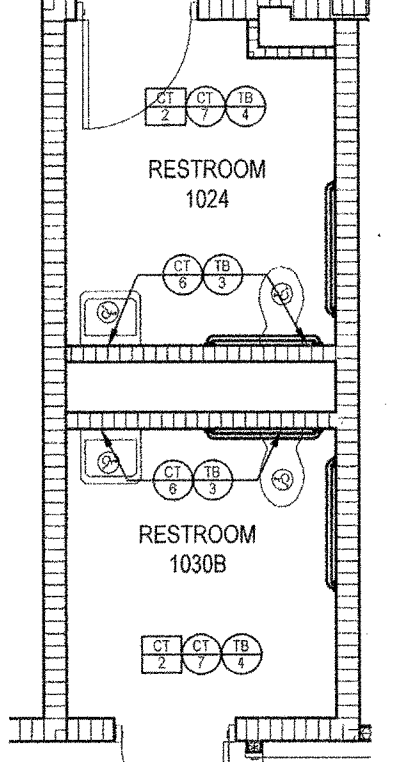
1 ENLARGED FINISH PLAN
A6.00 SCALE: 3/16" = 1'-0"



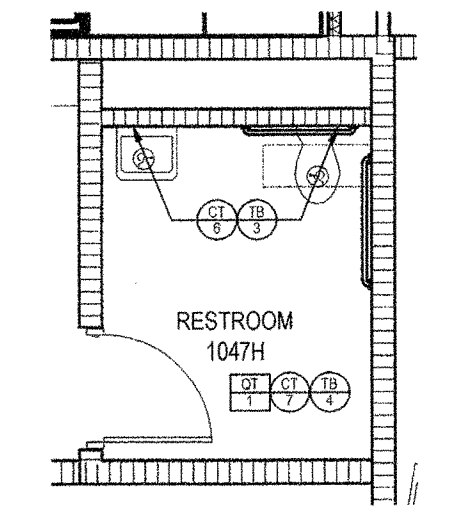
8 ENLARGED FINISH PLANS
A6.00 SCALE: 1/8" = 1'-0"



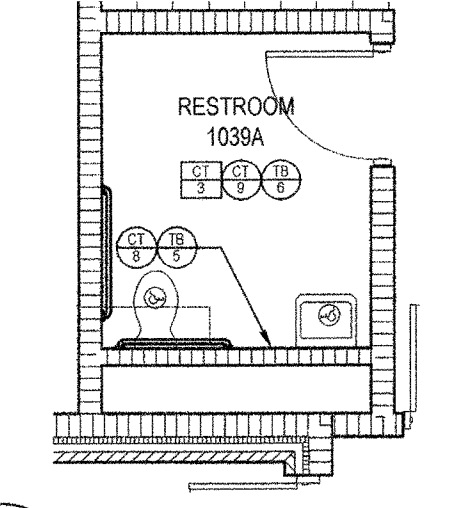
7 ENLARGED FINISH PLAN
A6.00 SCALE: 3/16" = 1'-0"



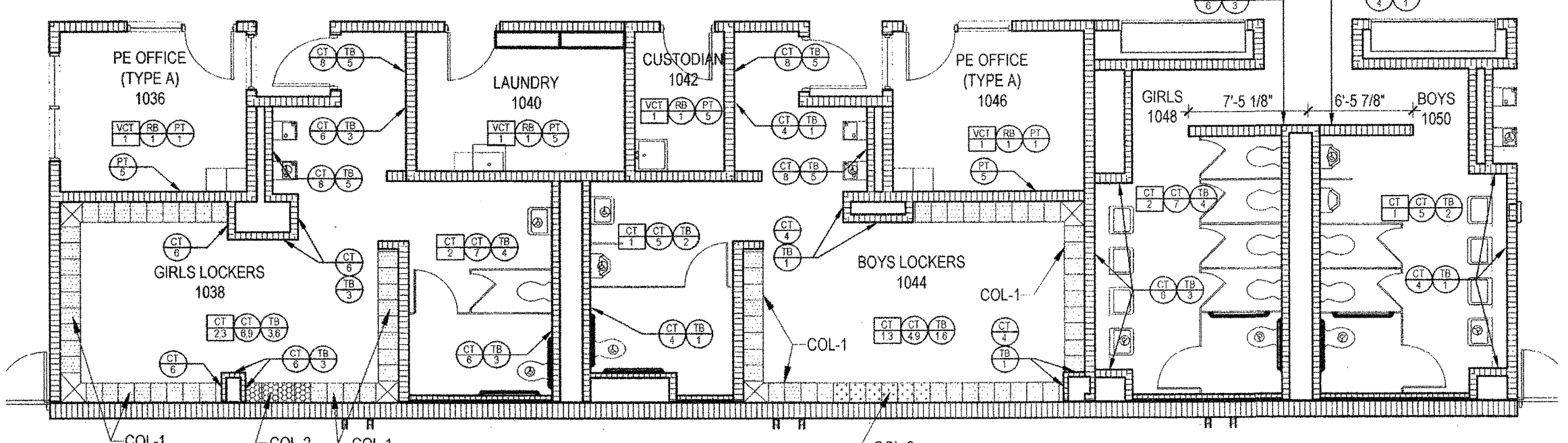
5 ENLARGED FINISH PLAN
A6.00 SCALE: 3/16" = 1'-0"



4 ENLARGED FINISH PLAN
A6.00 SCALE: 3/16" = 1'-0"



6 ENLARGED FINISH PLAN
A6.00 SCALE: 3/16" = 1'-0"

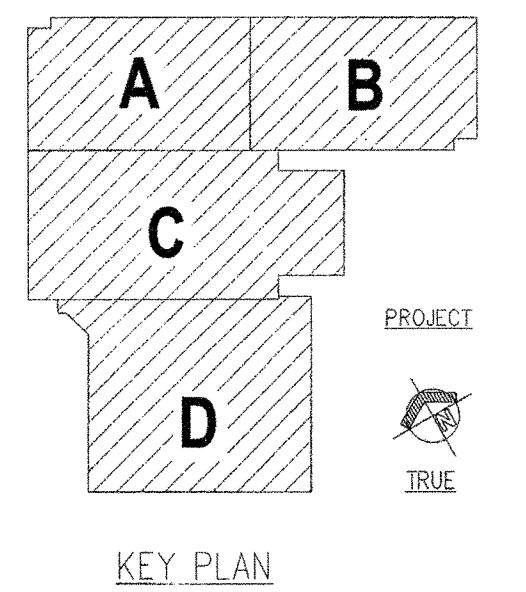


9 ENLARGED FINISH PLANS
A6.00 SCALE: 1/8" = 1'-0"


FINISH LEGEND		
FLOORS:	WALLS:	BASE:
1 VINYL COMPOSITION TILE	1 PAINTED VERTICAL SURFACE UNLESS NOTED OR METAL OR WOOD SURFACES	1 1/4" TERRAZZO BASE
2 CARPET TILE / WALL-OFF CARPET	2 VINYL WALLCOVERING	2 1/2" QUARRY TILE BASE
3 NON-SLIP QUARRY TILE	3 1/4" CERAMIC TILE, GLAZED	3 1/4" GLAZED CERAMIC TILE COVER BASE
4 TERRAZZO FLOORING	4 EQUIPMENT CABINETS:	4 RUBBER BASE
5 1X1 UNGLAZED CERAMIC TILE	5 PLASTIC LAMINATE (COUNTERTOPS)	
6 SEALED CONCRETE		

GENERAL NOTES

- 1 ALL MECHANICAL AND ELECTRICAL ROOMS SHALL BE UNFINISHED.
- 2 ALL AREAS WITH CERAMIC TILE FLOORS SHALL HAVE CERAMIC TILE COVER BASE @ THE SAME SIZE AND FINISH AS THE CERAMIC WALL TILES.
- 3 ALL ROOMS/AREAS WITH CERAMIC TILE WALLS AND FLOORS SHALL HAVE MARBLE TRIMMINGS AND SHALL BE INSTALLED UNDER DOORS AND SCRUBBED TO FRAME PROFILE.
- 4 PROVIDE METAL TRANSITION STRIPS UNDER DOORS AT ROOMS THAT DO NOT HAVE CERAMIC TILE.
- 5 ALL QUARRY AND CERAMIC TILE AT RESTROOMS AND FLOOR SERVICE AREAS TO HAVE 100% EPXY GROUT. CONVENTIONAL GROUT AT ALL OTHER AREAS.
- 6 REINFORCED CONCRETE AT COOLERS/FREEZERS LOCATIONS IS BASE FOR PRECASTER FABRICATED UNIT FLOORING. SEE STRUCTURAL FOR DETAILS.
- 7 FINISHES SHOWING IN AREA OF A ROOM OR CORRIDOR SHALL APPLY TO THE ENTIRE ROOM UNLESS OTHERWISE NOTED.
- 8 1/4" x 1/4" CARPET TILES (PT 1.3) ARE TO BE INSTALLED MECHANICALLY WITH THE LINEAR PATTERN BEHINDING PARALLEL WITH THE DIRECTION OF THE SOLID COLOR CARPET TILE JOISTS (PT 4.8).
- 9 ALL SOLID COLORED CARPET TILES (PT 4.8) ARE TO BE INSTALLED QUARTER TURNED.
- 10 RECESSED SINKS ARE UNFINISHED FROM INSIDE WALL TO INSIDE WALL WITH ALL CROWN COURSE STARTING AT FINISH FLOOR. POLISHED STEEL SINKS OR CUT CHROME ACCESSIBLE SINKS. REFER TO STRUCTURAL DRAWINGS FOR ADDITIONAL INFORMATION. FIELD VERIFY ALL DIMENSIONS.
- 11 ALL INTERIOR WALL PAINT SHALL BE AN EGGSHELL FINISH UNLESS NOTED OTHERWISE.
- 12 ALL CLASSROOM DOOR ENTRANCE KNOCKERS TO BE PAINTED - PT 4.10 REFER TO FINISH PLAN.
- 13 REFER TO TERRAZZO BASE AND ALL WALL BASE INTO DOOR OPENINGS / FRAMES.
- 14 ALL TRANSITIONS FROM TILE TERRAZZO QUARRY TILE AND CONCRETE FLOORING TO EACH OTHER AND TO OTHER FLOORING FINISH MATERIALS SHALL BE MADE LEVEL BY FEATHERING GROUT BED. NON-LEVEL FINISHED SURFACES WILL NOT BE ACCEPTED.



KEY PLAN



**NEW 3 SECTION ELEMENTARY SCHOOL
AT FISK-HOWARD SCHOOL
RECOVERY SCHOOL DISTRICT**

211 S. LOPEZ STREET NEW ORLEANS, LOUISIANA 70119

DATE ISSUED: 7 DECEMBER, 2012
REVISED:
REVISED:
REVISED:
REVISED:
DRAWN BY: HML
CHECKED BY: DGR, JFM
PHASE:

BID DOCUMENTS

11085

TITLE:
1ST FLOOR FINISHES PLAN

SHEET:

A6.00