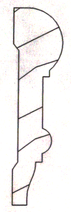

WM 1001 (11/16" X 2-3/4")
CHAIR RAIL PROFILE

SPECIALTIES LEGEND

SB	07151G10 CONCRETE SPLASH BLOCK
CG	10165.A01 CORNER GUARD
FEC	10520.C01 SEMI-RECESSED FIRE EXT. CABINET
FEB	10520.D01 FIRE EXT. BRACKET
CHU-A	10601P04 COAT HOOK UNIT "A"
CHU-B	10601P05 COAT HOOK UNIT "B"

FINISH LEGEND

	FLOOR		BASE		WALLS		CEILING
1	VINYL COMPOSITION TILE	A	4" RUBBER BASE	1	CMU (PAINT)	A	7X7 ACOUSTIC LAY-IN
2	PORCELAN CERAMIC TILE	B	PORCELAN CERAMIC TILE INTEGRAL SANITARY BASE	2	GYPSUM BOARD (PAINT)	B	NOT USED
3	CARPET	C	SPECIAL RUBBER BASE	3	PAINTED CHAIR RAIL - UM 1001 @32" AFF.	C	GYPSUM BOARD (PAINT)
4	RESILIENT SHEET VINYL	X	NO BASE	X	NO FINISH	D	GYPSUM BOARD (ACOUSTICAL FINISH)
5	SEALED CONCRETE					X	NO CEILING FINISH
6	SPECIAL VINYL FLOOR						
7	RUBBER TREAD/ RISER/ LANDING						
X	NO FINISH						

1 A 1 A
FLOOR CEILING
BASE WALLS
FINISH KEY

EQUIPMENT LIST

MARK	DESCRIPTION	PROVIDE	RO/ROUGH IN	INSTALL
1	REFRIGERATOR	OWNER	GC	OWNER
2	DUEL FUEL RANGE	OWNER	GC	GC
3	REFRIGERATOR (UNDER COUNTER)	OWNER	GC	OWNER
4	MICROFRIDGE	OWNER	GC	OWNER
5	DISHWASHER	OWNER	GC	GC
6	RANGE	OWNER	GC	GC
7	ICE MAKER (UNDER COUNTER)	OWNER	GC	GC
8	MICROWAVE	OWNER	GC	GC
9	COMMERCIAL DRYER (STACKED)	OWNER	GC	GC
10	COMMERCIAL WASHER	OWNER	GC	GC
11	STACKED WASHER / DRYER	OWNER	GC	GC
12	VENDING MACHINE	OWNER	GC	OWNER
13	WORK TABLE	OWNER	GC	OWNER
14	COPIER	OWNER	GC	OWNER
15	PAPER SHREDDER	OWNER	GC	OWNER
16	CHARGE MACHINE	OWNER	GC	OWNER
17	SAFE	OWNER	-	OWNER
18	VENT HOOD	GC	GC	GC
19	GARBAGE DISPOSAL	GC	GC	GC

MATERIALS KEYING

DIV 02 SITE CONSTRUCTION

02751B10	4" CONCRETE WALK W/ BROOM FINISH
02751F02	CONCRETE PAD BY MECHANICAL CONTRACTOR
02751G10	CONCRETE SPLASH BLOCK
02751J02	TOOLED JOINT

DIV 06 WOOD AND PLASTICS

06600.D.A01	12" DIA. FRP COLUMN
06600.D.A02	24" DIA. FRP COLUMN
06100.A01	VYNIL FENCE

DIV 10 SPECIALTIES

10120.D.A01	STORMPROOF LOUVER W/INSECT SCREEN
10165.A01	CORNER GUARD
10520.C01	SEMI-RECESSED FIRE EXT. CABINET
10520.D01	FIRE EXT. BRACKET
10601P04	COAT HOOK UNIT "A"
10601P05	COAT HOOK UNIT "B"

WALL TYPES

A — STUD WALL NR (NON RATED)

06100D.D32	2 x 4 STUDS @ 16" O.C.
06100D.D42	2 x 6 STUDS @ 16" O.C.
09250.E01	5/8" TYPE "X" GYP. BD.

B — SOUND STUD WALL NR (NON RATED)

06100D.D32	2 x 4 STUDS @ 16" O.C.
06100D.D42	2 x 6 STUDS @ 16" O.C.
09250.E01	5/8" TYPE "X" GYP. BD.
09290.P20	ACOUSTICAL SEALANT
07101.G01	3" SOUND ATTENUATION BATTS

C — 1/2 HOUR RATED WALL STUD

06100D.D32	2 x 4 STUDS @ 16" O.C.
06100D.D42	2 x 6 STUDS @ 16" O.C.
09250.E01	5/8" TYPE "X" GYP. BD.
07101.G01	3" SOUND ATTENUATION BATTS

# INDICATES 1/2 HOUR RATED WALL STUD WITH 3" SOUND ATTENUATION BLANKET

D — 1 HOUR RATED STUD WALL

06100D.D32	2 x 4 STUDS @ 16" O.C.
06100D.D42	2 x 6 STUDS @ 16" O.C.
09250.E01	5/8" TYPE "X" GYP. BD.
07150.K01	FIRE CAULKING
07101.G01	3" SOUND ATTENUATION BATTS

# INDICATES 1 HOUR RATED WALL STUD WITH 3" SOUND ATTENUATION BLANKET

E — 1 HOUR RATED CMU WALL

04810.D.G01	8" CONCRETE BLOCK
06100D.D36	2 X 4 STUDS STAGGERED @ 16" O.C.
09250.E01	5/8" TYPE "X" GYPSUM BOARD
07150.K01	FIRE CAULKING
07101.K01	FOAM INSULATION

# INDICATES SOUND ATTENUATION

(-) INDICATES NOT FIRE RATED

GENERAL NOTES

1. ALL DIMENSIONS ARE TO FACE OF BLOCK, STUD, CONCRETE, OR TO COLUMN GRID LINE UNLESS OTHERWISE NOTED. SEE ENLARGED PLANS FOR CONTINUATION OF DIMENSIONS. ALL NON-PERPENDICULAR WALLS ARE 45° RELATIVE TO BASELINE DIMENSIONS UNLESS OTHERWISE NOTED.
2. CONTRACTOR SHALL PROTECT ALL CONCRETE SURFACES THAT ARE TO REMAIN EXPOSED UPON COMPLETION OF CONSTRUCTION. CONCRETE SHALL BE FREE OF STAINS, SCRATCHES, RUST, PAINT, PATCH MATERIAL, AND ETC.
3. IN GYPSUM WALLBOARD APPLICATIONS INSTALL CONTROL JOINTS IN ACCORDANCE WITH ASTM C840 AT LOCATIONS INDICATED. WHERE GYPSUM WALLBOARD IS ADHERED DIRECTLY TO CMU SUBSTRATE, PROVIDE CONTROL JOINTS TO ALIGN WITH THOSE IN SUBSTRATE. IN SOUND PARTITIONS, PROVIDE SOUND INSULATION BEHIND CONTROL JOINT TO MAINTAIN SOUND RATING.
4. PROVIDE COMPLETE FIRESTOP AT ALL STRUCTURAL, MECHANICAL, AND ELECTRICAL PENETRATIONS THROUGH ALL FIRE RATED ASSEMBLIES.
5. ADJACENT WALL TYPE CONSTRUCTION APPLIES TO DOOR HEADERS.
6. CONTRACTOR TO PROVIDE BLOCKING AS NECESSARY IN GYPSUM BOARD WALLS FOR CABINETS, ACCESSORIES, EQUIPMENT, AND ETC. COORDINATE WITH PLANS AND INTERIOR ELEVATIONS.
7. WALL TYPE A , 3 1/2" WOOD STUD, IS TYPICAL WALL CONSTRUCTION UNLESS OTHERWISE NOTED.
8. AT ALL HOUSE KEEPING FLOOR SINKS, PROVIDE 24"X24"X48" HIGH IMPACT PLASTIC WALL PROTECTION. USING FULL BED OF ADHESIVE AND CAULK ALL JOINTS.
9. FLUSH FLOOR ELECTRICAL / DATA OUTLETS TO BE 5'-0" O.C. AND CENTERED WITHIN MULTI-PURPOSE ROOMS.

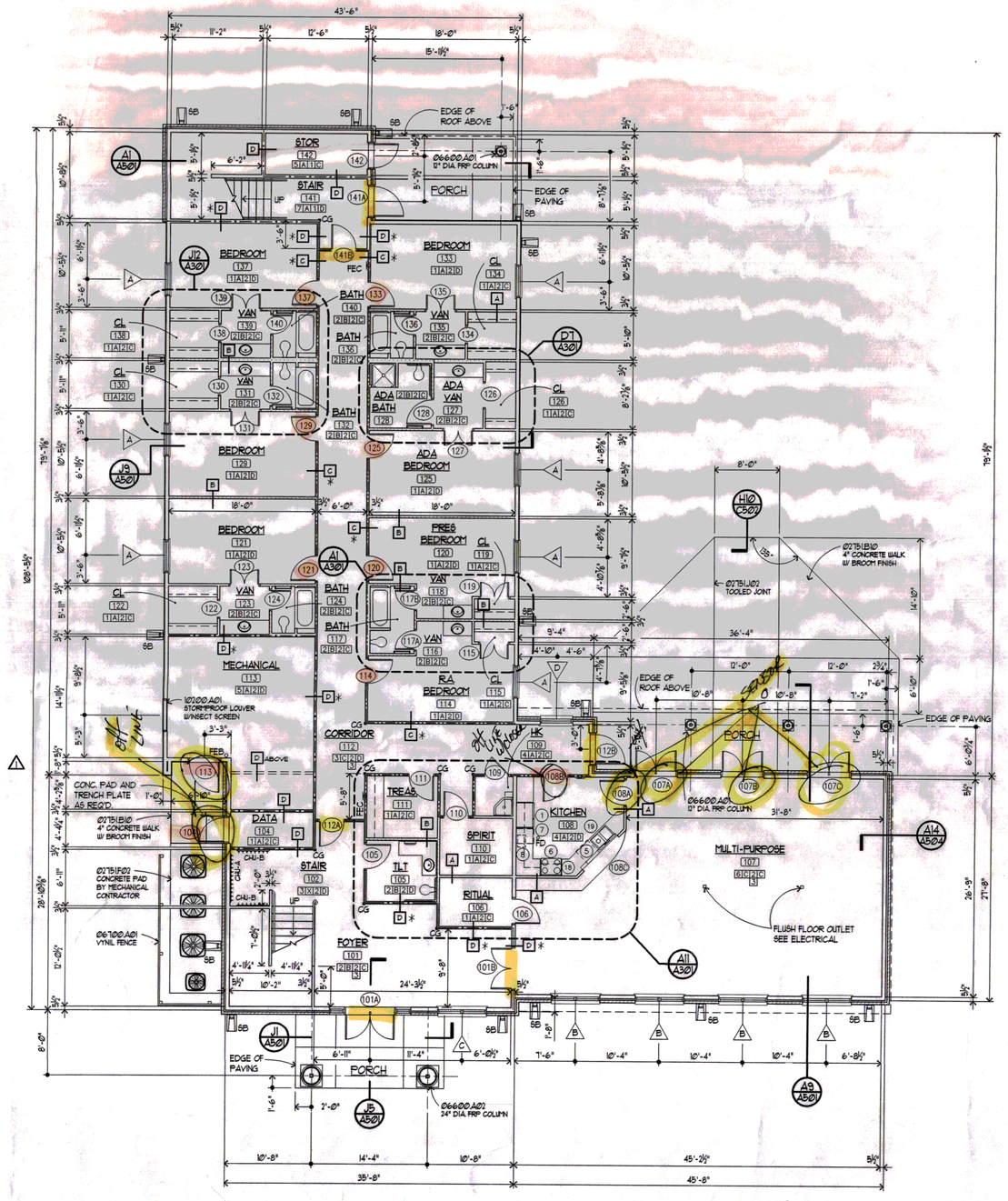

A1 — BUILDING "A" - 30 BED HOUSE - FIRST FLOOR PLAN
1/8" = 1'-0" — 5,385 GROSS SQUARE FEET

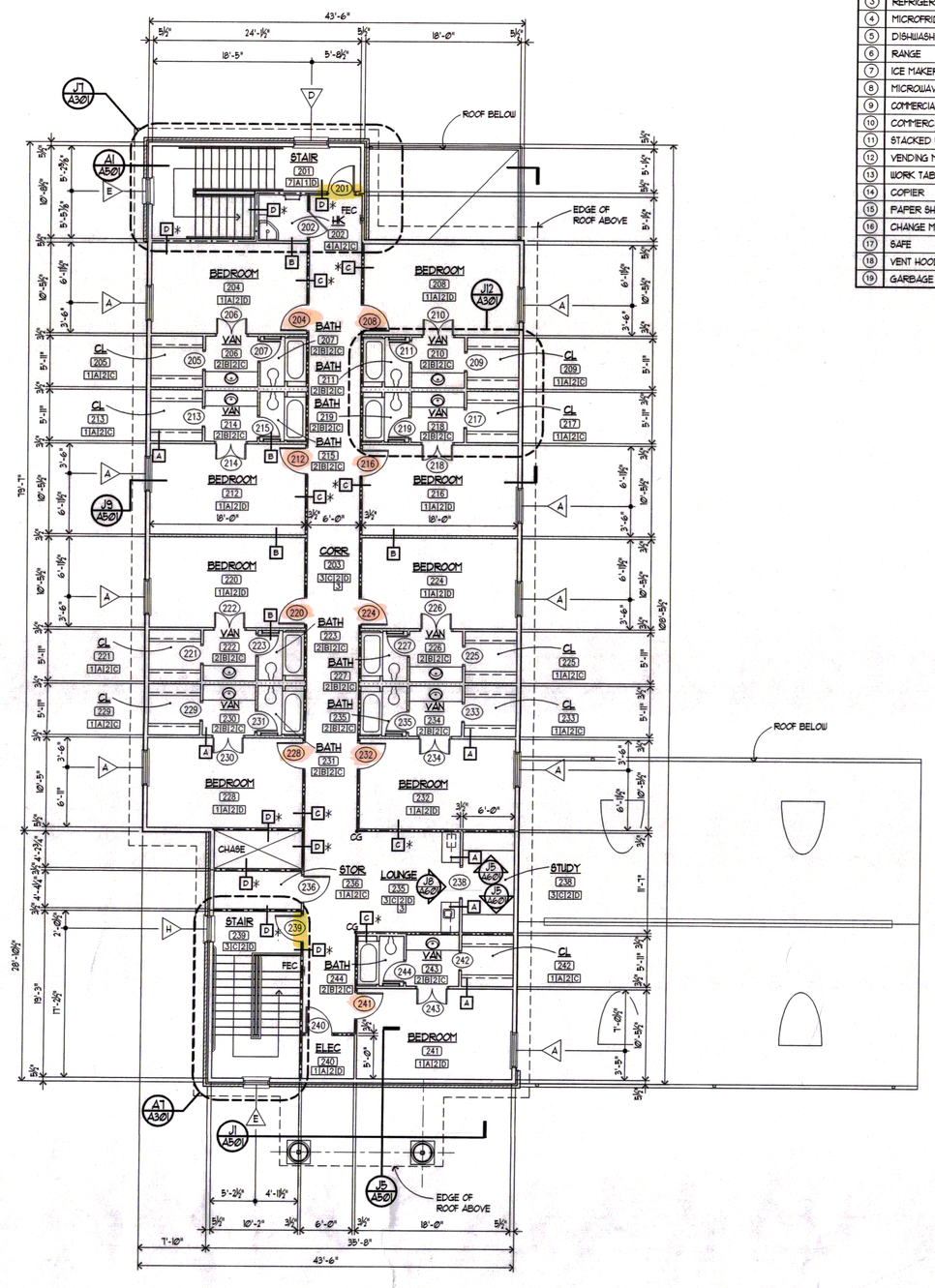

A9 — BUILDING "A" - 30 BED HOUSE - SECOND FLOOR PLAN
1/8" = 1'-0" — 4,065 GROSS SQUARE FEET

THE McCARTY COMPANY
DESIGN GROUP, P.A.
MAILING ADDRESS: P.O. BOX 440 TUPELO, MS 38802
OFFICE ADDRESS: 533 WEST MAIN STREET TUPELO, MS 38804
TELEPHONE: (662) 844-4400 (800) 844-0000

PROJECT NO: 2005060
CAD FILE NO: 5060A101A
DATE ISSUED: 21 FEB 2006
DRAWN BY: jph
CHECKED BY: TDS
REVISION/DATE: △1 15 MAR 2006

PROJECT TITLE
THE VILLAGE
THE UNIVERSITY OF SOUTHERN MISSISSIPPI
IHL# 208-260
HATTIESBURG, MISSISSIPPI

SHEET NUMBER
A101.A
___ of ___

COMPUTER GRAPHICS by THE McCARTY COMPANY DESIGN GROUP, P.A.

Plot Date: BID DOCUMENTS – 21 FEB 2006