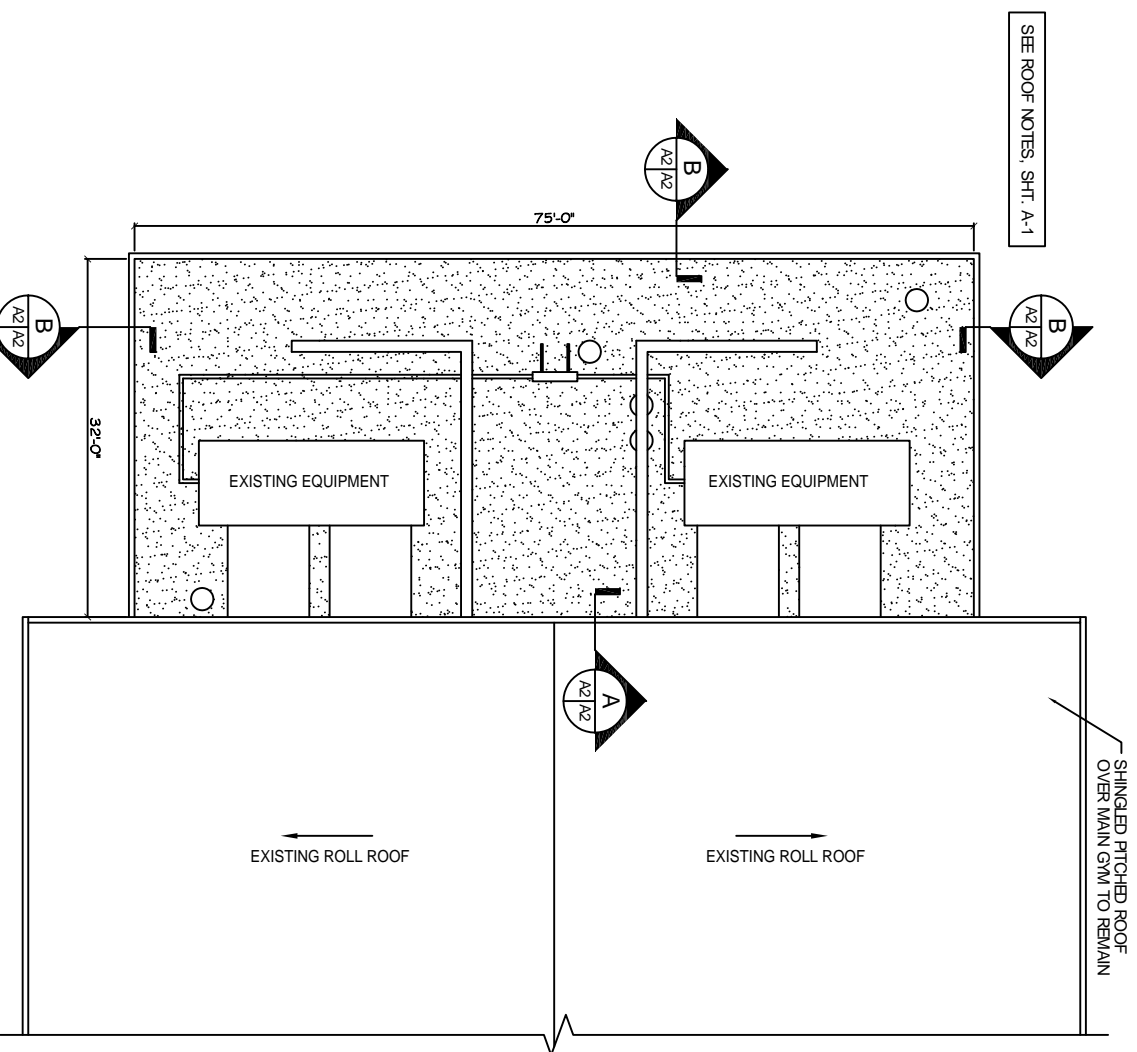
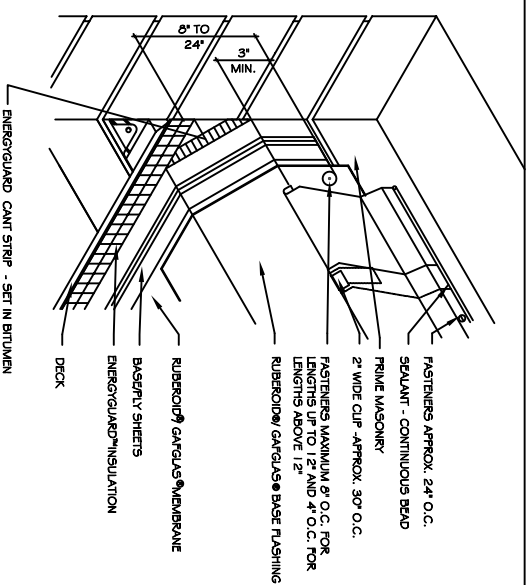


**BUILDING ELEVATION "B"**

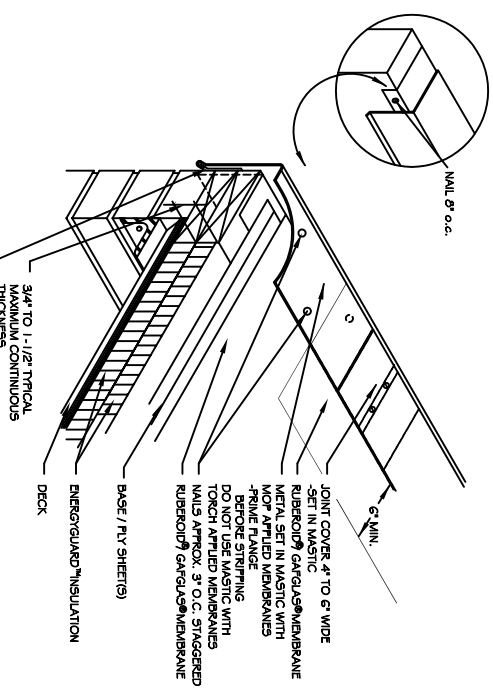
SCALE: 1/8" = 1'



NOTES:  
1. VERIFY DIMENSIONS.



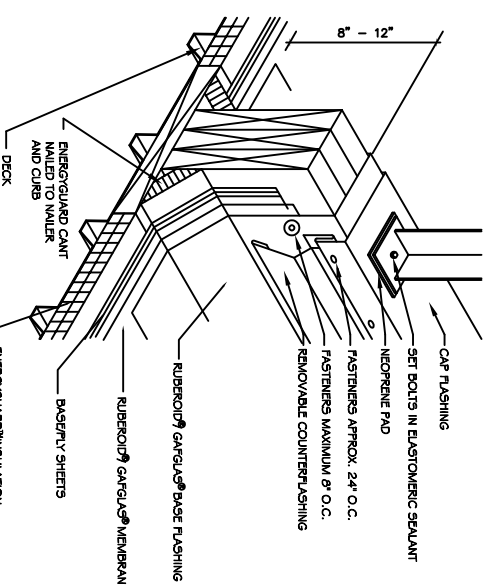
NOTES:  
1. WHEN PARAPET WALL EXCEEDS 24" IN HEIGHT, REFER TO DETAIL MBRUR 6. HIGH PARAPET WALLS TO BE FINISHED PRIOR TO FLASHING. WOOD WALLS REQUIRE BASE SHEET WALLED TO WALL 6" O.C. ALONG TOP AND LAYS, ONE FASTENER EVERY SQUARE FOOT IN THE FIELD.  
2. BASE FLASHING ON ALL 1.5 AND 20 TYP. GUARANTEE SYSTEMS MUST HAVE A BASE FLY. REFER TO FLASHING MEMBRANE APPLICATION AND FLASHING SPECIFICATION PLANS.



**B**

NEW SECTION/DETAIL

N.T.S.



NOTE:  
1. THIS DETAIL ALLOWS FOR ROOF MAINTENANCE AROUND THE EQUIPMENT SIGN. THE CONTINUOUS SEALANT IS REQUIRED IN THE EQUIPMENT SIGN SYSTEM BECAUSE THE EQUIPMENT SIGN CAN BE REMOVED WITHOUT THE REMOVAL OF FLASHING BETWEEN PARALLEL SUPPORTS.

**C**

NEW SECTION/DETAIL

N.T.S.



**DAMMON ENGINEERING, INC.**

CHIEF ENGINEER  
EMMETT  
DAMMON, P.E.

CHIEF ARCHITECT  
ROBERT  
WILTSE

1095 FLORIDA AVENUE  
SLIDELL, LA. 70458  
OFFICE: 985-649-5832  
FAX: 985-641-5950

WEBSITE:  
WWW.DAMMONENGINEERING.COM

EMAIL:  
DAMMONENG@BELL-SOUTH.NET

ARCHITECTURE  
ENGINEERING  
STUDIES  
PLANNING  
INVESTIGATION  
EXPERT WITNESS

**BUILDING REROOFINGS**

SIXTH WARD  
JUNIOR HIGH 'S  
CAFETERIUM  
& GYMNASIUM  
PEARL RIVER, LA

**GYMNASIUM ROOF PLAN**

REV:

SCALE: AS NOTED

JOB#: 2047

DATE: 3-10-10

SHEET

**A-2**

OF