ABBREVIATIONS

SYMBOLS USED AS ABBREVIATIONS:

∠	ANGLE	FA	FIRE ALARM	N	NORTH	VB	VAPOR BARRIER
℄	CENTERLINE	FAS	FASTEN	NAT	NATURAL	VCJ	VERTICAL CONTROL JOINT
[	CHANNEL	FB	FACE BRICK	NIC	NOT IN CONTRACT		
d	PENNY	FBD	FIBERBOARD	NL	NAILABLE	VCT	VINYL COMPOSITION TILE
⊥	PERPENDICULAR	FBO	FURNISHED BY OTHERS	NMT	NONMETALIC	VERT	VERTICAL
℄	PLATE OR PROPERTY LINE	FD	FLOOR DRAIN	NOM	NOMINAL	VF	VINYL FABRIC
Ø	DIAMETER	FE	FIRE EXTINGUISHER	NR	NOISE REDUCTION	VIF	VERIFY IN FIELD
ABBREVIATIONS:		FEC	FIRE EXTINGUISHER CAB	NRC	NOISE REDUCTION COEFFICIENT	VIN	VINYL
A	FRESH AIR	FF	FACTOR FINISH			VJ	V-JOINT(ED)
ABV	ABOVE	FFL	FINISH FLOOR LINE	NTS	NOT TO SCALE	VNR	VENEER
A/C	AIR CONDITIONER	FHC	FIRE HOSE CABINET			VOJ	VERIFY ON JOB
ACT	ACOUSTICAL CEILING TILE	FIN	FINISH(ED)	OA	OVERALL	VR	VAPOR RETARDER
ADD	ADDENDUM	FJT	FLUSH JOINT	OC	ON CENTER(S)	VRM	VERMICULITE
ADH	ADHESIVE	FLG	FLASHING	OD	OUTSIDE DIAMETER	VWB	VINYL WALL BASE
ADJ	ADJUSTIBLE	FLR	FLOOR	OFCI	OWNER FURNISHED CONTRACTOR INSTALLED	VT	VINYL TILE
AFF	ABOVE FINISH FLOOR	FLUOR	FLOURESCENT				
AGG	AGGREGATE	FLX	FLEXIBLE	OFOI	OWNER FURNISHED OWNER INSTALLED	W	WEST
ALT	ALTERNATE	FND	FOUNDATION			W/	WITH
ALUM	ALUMINUM	FOC	FACE OF CONCRETE	OH	OVERHEAD	WB	WOOD BASE
ANC	ANCHOR	FOF	FACE OF FINISH	OJ	OPEN-WEB-JOIST	WC	WATER CLOSET
ANOD	ANODIZED	FOM	FACE OF MASONRY	OPNG	OPENING	WD	WOOD
ARCH	ARCHITECTURAL	FOS	FACE OF STUD(S)	OPH	OPPOSITE HAND	WH	WALL HUNG
ASPH	ASPHALT	FPL	FLOOR PLATE	OPP	OPPOSITE	WM	WIRE MESH
AUTO	AUTOMATIC	FR	FRAMED/FRAMING			WP	WATERPROOF(ING)
		FRC	FIRE-RESISTANT COATING	QT	QUARRY TILE	WPT	WORK(ING) POINT
BC	BRICK COURSE	FRG	FORGED	QLTY	QUALITY	WS	WATERSTOP
BD	BOARD	FRT	FIRE-RETARDANT	QNTY	QUANITY	WSCT	WAINSCOT
BEL	BELOW	FTG	FOOTING			WWF	WELDED WIRE FABRIC
BG	BUMPER GUARD	FUR	FURRING	R	RISER	WWM	WELDED WIRE MESH
BJT	BEAD JOINT			RA	RETURN AIR		
BIT	BUTIMINOUS	GA	GAUGE	RAD	RADIUS/RADII		
BLDG	BUILDING	GALV	GALVAINZED	RB	RUBBER BASE		
BLK	BLOCK	GC	GENERAL CONTRACTOR	RBT	RABBET		
BLKNG	BLOCKING	GD	GRADE	RD	ROOF DRAIN		
BM	BENCH MARK	GF	GROUND FACE	REF	REFERENCE		
BO	BY OTHERS	GI	GALVANIZED IRON	REFR	REFRIGERATOR		
BOT	BOTTOM	GKT	GASKET	REG	REGISTER		
BRG	BEARING	GL	GLASS/GLAZING	REINF	REINFORCE(D)/(ING)		
BRDG	BRIDGE/BRIDGING	GVL	GRAVEL	RES	RESILIENT		
BS	BOTH SIDES	GWB	GYPSUM WALL BOARD	RET	RETURN		
BW	BOTH WAYS			REV	REVISION(S)/REVISED		
		HB	HOSE BIB	RFL	REFLECTED		
CAB	CABINET	HBD	HARDBOARD	HR	RIGHT HAND		
CCTV	CLOSED CIRCUIT TV	H/C	HANDICAPPED	RL	RAIL(ING)		
CEM	CEMENT/CEMENTITIOUS	HC	HOLLOW CORE	RM	ROOM		
CER	CERAMIC	HCJ	HORIZONTAL CONTROL JT	RO	ROUGH OPENING		
CFLG	COUNTERFLASHING	HDR	HEADER	ROW	RIGHT OF WAY		
CG	CORNER GUARD	HWR	HARDWARE	RT	RUBBER TILE		
CHBD	CHALKBOARD	HJT	HEAD JOINT	RWC	RAINWATER CONDUCTOR		
CJT	CONTROL JOINT	HM	HOLLOW METAL				
CK	CAULK	HOR	HORIZONTAL	S	SOUTH		
CLNG	CEILING	HPT	HIGH POINT	SC	SOLID CORE		
CLR	CLEAR	HR	HANDRAIL	SCH	SCHEDULE		
CLL	CONTRACT LIMIT LINE	HT	HEIGHT	SD	STORM DRAIN		
CMU	CONCRETE MASONRY UNIT	HTG	HEATING	S DISP	SOAP DISPENSER		
CNTR	COUNTER	HVAC	HEATING/VENTILATION/AIR CONDITIONING	SEC	SECTION		
COL	COLUMN			SG	SHEET GLASS		
COMB	COMBINATION	HWD	HARDWOOD	SH	SHELF/SHELVING		
COMP	COMPOSITION			SHO	SHORE(D)/(ING)		
CONC	CONCRETE	ID	INSIDE DIAMETER	SHT	SHEET		
CONST	CONSTRUCTION	INCL	INCLUDE(D)/(ING)	SHTH	SHEATHING		
CONT	CONTINUOUS	INSF	INSULATING FILL	SIM	SIMILAR		
CORR	CORRUGATED	INSUL	INSULATE(D)/INSULATION	SL	SLEEVE		
CPT	CARPET(ED)	INT	INTERIOR	SLNT	SEALANT		
CRC	COLD ROLLED CHANNEL	INTM	INTERMEDIATE	SP	SOUNDPROOF		
CRS	COURSE(S)	INV	INVERT	STC	SOUND TRANSMISSION COEFFICIENT		
CS	COUNTERSINK	IPS	IRON PIPE SIZE				
CSWK	CASEWORK			SPC	SPACER		
CT	CERAMIC TILE	J	JOIST	SPEC	SPECIFICATION(S)		
CTR	CENTER	JF	JOINT FILLER	SPKR	SPEAKER		
CTRK	CURTAIN TRACK	JT	JOINT	SPCL	SPECIAL		
CTSC	COUNTERSINK SCREW			SQ	SQUARE		
CUB C	CUBICLE CURTAIN	KIT	KITCHEN	SR	SHEET RUBBER		
		KO	KNOCKOUT	SST	STAINLESS STEEL		
D	DRAIN	KPL	KICKPLATE	STL	STEEL		
DBL	DOUBLE			STD	STANDARD		
DFL	DEFLECTION	L	LENGTH	STO	STORAGE		
DEMO	DEMOLITION/DEMOLISH	LAB	LABORATORY	STR	STRUCTURAL		
DEP	DEPRESSED	LAD	LADDER	STSM	STANDING SEAM		
DIA	DIAMETER	LAM	LAMINATE(D)	SUS	SUSPENDED		
DIAG	DIAGONAL	LAV	LAVATORY	SV	SHEET VINYL		
DIM	DIMENSION	LB	LAG BOLT	SYM	SYMETRICA(L)/(CAL)		
DISP	DISPENSER	LBL	LABEL	SYN	SYNTHETIC		
DIV	DIVISION	LC	LIGHT CONTROL	SYS	SYSTEM		
DPR	DAMPER	LH	LEFT HAND				
DS	DOUNSPOUT	LL	LIVE LOAD	T	TREAD		
DTA	DOVETAIL ANCHOR	LGMF	LIGHT GUAGE METAL FRAMING	TB	TOWEL BAR		
DTL	DETAIL			TEL	TELEPHONE		
DW	DISHWASHER	LP	LIGHTPROOF	THK	THICK(NESS)		
DWR	DRAWER	LPT	LOW POINT	THR	THRESHOLD		
DWG	DRAWING	LST	LIMESTONE	TKBD	TACKBOARD		
		LT	LIGHT	TOB	TOP OF BEAM		
E	EAST	LTL	LINTEL	TOC	TOP OF CONCRETE		
EA	EACH	LVR	LOUVER	TOL	TOLERANCE		
EB	EXPANSION BOLT	LW	LIGHTWEIGHT	TOS	TOP OF STEEL		
EJ	EXPANSION JOINT	LWC	LIGHTWEIGHT CONCRETE	TOP	TOP OF PARAPET		
EL	ELEVATION			TOW	TOP OF WALL		
ELEC	ELECTRIC/ELECTRICAL	MAS	MASONRY	TPD	TOILET PAPER DISPENSER		
ELEV	ELEVATOR	MATL	MATERIAL(S)	TRI	TRIPLE		
EMER	EMERGENCY	MAX	MAXIMUM	TSL	TOP OF SLAB		
ENC	ENCLOSURE	MBR	MEMBER	TV	TELEVISION		
EO	ELECTRIC OUTLET	MDF	MEDIUM DENSITY FIBERBOARD	TYP	TYPICAL		
EP	ELECTRIC PANELBOARD						
EQ	EQUAL	MDO	MEDIUM DENSITY OVERLAY	UC	UNDERCOUNTER		
EQPM	EQUIPMENT	MECH	MECHANIC(AL)	UNF	UNFINISHED		
ETR	EXISTING TO REMAIN	MED	MEDIUM	UON	UNLESS OTHERWISE NOTED		
EWC	ELECTRIC WATER COOLER	MTL	METAL	UR	URINAL		
EWH	ELECTRIC WATER HEATER	MFR	MANUFACTURE(R)	UT	UNDERCUT		
EXH	EXHAUST	MH	MANHOLE				
EXMP	EXPANDED METAL PLATE	M/W	MICROWAVE				
EXP	EXPOSED	MIN	MINIMUM				
EXIST	EXISTING	MIR	MIRROR				
EXT	EXTERIOR	MISC	MISCELLANEOUS				
		MBR	MEMBRANE				
		MO	MASONRY OPENING				
		MOV	MOVEABLE				
		MT	MOUNT(ED)/(ING)				
		MULL	MULLION				
		MWK	MILLWORK				

GENERAL NOTES

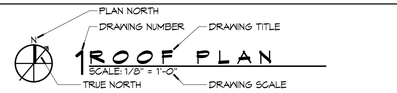

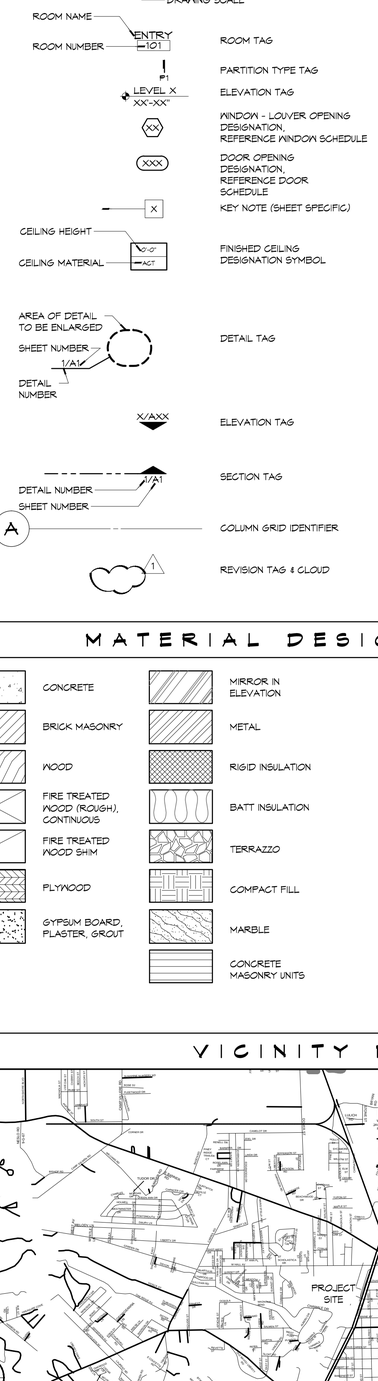

MATERIAL DESIGNATIONS

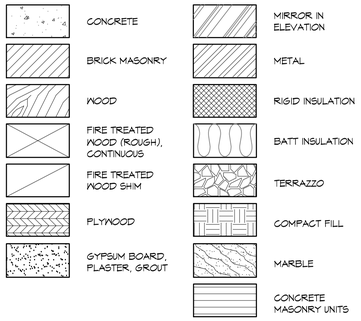

VICINITY MAP

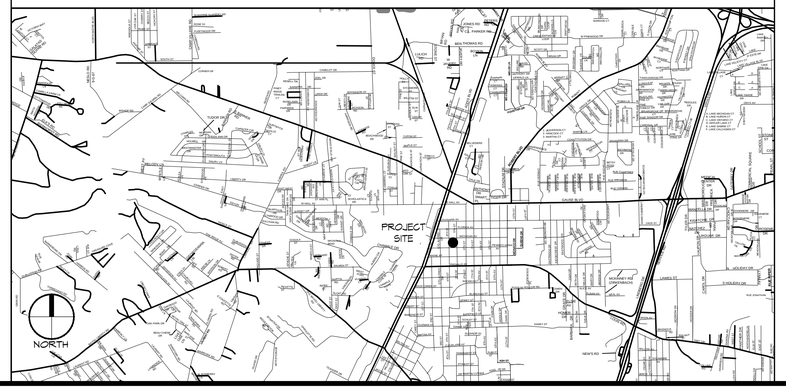

PROJECT STATISTICS

SQUARE FOOTAGE	
ROOF REPLACEMENT (SF)	21,000±
ROOF REPAIR/COATING (SF)	800±
TOTAL ROOF REPAIRS/REPLACEMENT (SF)	21,800±

PROJECT LOCATION:
SLIDELL JUNIOR HIGH SCHOOL
333 PENSYLVANIA AVENUE
SLIDELL, LA 70458

OWNER:
ST. TAMMANY PARISH SCHOOL BOARD
321 N. THEARD
COVINGTON, LA 70433

GENERAL NOTES

1. ALL MATERIALS AND WORK, INCIDENTAL TO THE CONSTRUCTION OF THIS PROJECT, SHALL CONFORM TO ALL GOVERNING CODES, AND REGULATIONS OF AGENCIES IN AUTHORITY.
2. CONTRACTOR SHALL PROVIDE ALL PUBLIC PROTECTIONS NECESSARY AS REQUIRED BY LAW.
3. THE DRAWINGS, SPECIFICATIONS AND ANY SUBSEQUENTLY ISSUED ADDENDA, AMENDMENTS OR SUCH CHANGE ORDERS APPROVED BY THE OWNER AND THE CONTRACTOR ARE PART OF THESE CONTRACT DOCUMENTS.
4. **DO NOT SCALE DRAWINGS.** CONSULT WITH THE ARCHITECT REGARDING ANY ITEMS IN THE CONTRACT DOCUMENTS THAT REQUIRE CLARIFICATION.
5. VERIFY LOCATION OF ALL EQUIPMENT WITH THE ARCHITECT, PRIOR TO INSTALLATION.
6. TRASH SHALL BE REMOVED FROM THE SITE NOT LESS THAN TWICE MONTHLY.
7. THE GENERAL CONTRACTOR SHALL VERIFY EXISTING CONDITIONS PRIOR TO COMMENCING WORK AND REPORT ANY AND ALL DISCREPANCIES TO THE ARCHITECT.
8. CONTRACTOR VEHICLES AND EQUIPMENT NECESSARY FOR CONSTRUCTION MAY BE PARKED ON THE SITE. OTHER VEHICLES PARKED ON THE SITE REQUIRE THE OWNER'S PERMISSION.
9. WORK INDICATED AS 'NOT IN CONTRACT', 'NIC', OR 'BY OTHERS', SHALL BE PERFORMED BY OWNER'S SEPARATE CONTRACTORS. THE GENERAL CONTRACTOR SHALL COOPERATE TO THE FULLEST EXTENT WITH ALL OTHER CONTRACTORS AND ASSIST IN COORDINATING THE WORK BY SEPARATE CONTRACTORS WITH THE WORK OF THIS CONTRACT.
10. NAMING A CERTAIN BRAND, MAKE OR MANUFACTURER IS TO DESIGNATE THE GENERAL STYLE, TYPE, CHARACTER AND QUALITY STANDARD OF THE PRODUCT DESIRED. SUBSTITUTION REQUESTS MUST BE SUBMITTED PRIOR TO BIDDING.
11. ALL MATERIALS/EQUIPMENT SHALL BE INSTALLED PER MANUFACTURER'S RECOMMENDATIONS. WORK NOT CONSISTENT WITH MANUFACTURER'S RECOMMENDATIONS WILL BE REJECTED BY OWNER/ARCHITECT.

SHEET INDEX

SHEET #	SHEET TITLE
COVER	COVER SHEET
G1	GENERAL INFORMATION SHEET
D1	ROOF DEMOLITION PLAN
A1	ROOF PLAN
A2	ROOF DETAILS

DAMMON ENGINEERING, INC.
Architects & Engineers
www.dammoneng@bellsouth.net
dammoneng@bellsouth.net
P: 985.641.5322
F: 985.641.5950
Chief Architect: Kevin J. Kinchen, NCARB
5500 Oak Crest Hall
Slidell, LA 70458

#	DESCRIPTION	DATE

REVISIONS

SEAL:

ST. TAMMANY PARISH PUBLIC SCHOOLS

REROOFING - OLD 6TH GRADE WING:
SLIDELL JUNIOR HIGH SCHOOL
333 PENSYLVANIA AVENUE
SLIDELL, LA 70458
ST. TAMMANY SCHOOL BOARD
PROJECT # 1321

JOB No:	2191	DATE:	2-21-2014
DRAWN BY:	K.J.K.	CHECKED BY:	K.J.K.

THESE PLANS AND SPECIFICATIONS ARE THE PROPERTY OF DAMMON ENGINEERING, INC. ARCHITECTS & ENGINEERS. THEY ARE NOT TO BE REPRODUCED, CHANGED OR COPIED IN ANY FORM OR MANNER WHATSOEVER, NOR ARE THEY TO BE ASSIGNED TO ANY THIRD PARTY, WITHOUT FIRST OBTAINING THE EXPRESS WRITTEN PERMISSION AND CONSENT OF DAMMON ENGINEERING, INC. ARCHITECTS & ENGINEERS. ANY LEGAL RIGHTS ARISING FROM THE PLANS AND SPECIFICATIONS HAVE BEEN RESERVED BY DAMMON ENGINEERING, INC. ARCHITECTS & ENGINEERS.

SHEET TITLE:
GENERAL INFORMATION SHEET

DRAWING NUMBER:
G1

SHEET No: 2 of 5