LEGEND:

GWB	GYPSUM WALL BOARD
CT	CEILING TILE, 2'x2'
RB	RUBBER BASE 4" HIGH
VCT	VINYL COMPOSITION TILE (NON-SKID)

FINISH SCHEDULE

ROOM NUMBER	ROOM NAME	WALLS		FLOOR	WALL BASE		CLG	CLG HGT	COMMENTS
100	TOILET	5/8" PTD GWB	-	VCT	RB		PTD GWB	8'	GREEN ROCK
101	OFFICE	5/8" PTD GWB	-	VCT	RB		CT	10'	
102	SALES	5/8" PTD GWB	-	VCT	RB		CT	10'	

FINISH SCHEDULE NOTES:
1. ALL FINISH MATERIALS TO BE SELECTED BY OWNER. VERIFY MANUFACTURER, STYLE, AND COLOR, WITH OWNER.

DOOR & HARDWARE SCHEDULE

MARK	SIZE	DOOR TYPE	FRAME	HDWR. NO.	STC	REMARKS
1	EXISTING	NA	NA	NA	NA	EXISTING
2	3/0x6/8	FLUSH HOLLOW CORE WOOD	GALV. PTD. HOL. MET.	4	NA	COLOR BY OWNER
3	3/0x6/8	FLUSH HOLLOW CORE WOOD	GALV. PTD. HOL. MET.	5	NA	COLOR BY OWNER

DOOR HARDWARE SCHEDULE:
1. AUTO CLOSER, PANIC BAR, AIR RESISTANT METAL THRESHOLD, WEATHERSTRIP, DOOR STOP, EXTERIOR CYLINDER LOCK (OFFICE/ENTRANCE), BALL BEARING US32D HINGES.
2. AUTO CLOSER, DOOR STOP, CYLINDER LOCK (OFFICE/ENTRANCE), BALL BEARING US32D HINGES.
3. PASSAGE LOCK, DOOR STOP, US26D HINGES.
4. KEYED HANDLE (OFFICE/ENTRANCE), DOOR STOP, US26D HINGES.
5. AUTO CLOSER, DOOR STOP, PRIVACY LOCK, BALL BEARING US26D HINGES.

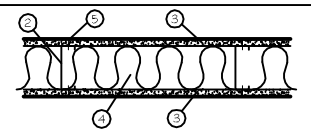

1 HOUR (U465)

UL465
1. FLOOR AND CEILING RUNNER: (NOT SHOWN)25 MSG MIN. GALV. STEEL 1" HIGH, RETURN LEGS 3-5/8" (MIN), ATTACHED TO FLOOR AND CEILING WITH FASTENERS AT 24" O.C.
2. STEEL STUDS: 3-5/8" WIDE (MIN.), 1-1/4" LEGS, 3/8" RETURN, FORMED OF 25 MSG GALV. STEEL, MAX. SPACING 24" O.C.
3. GYPSUM WALLBOARD: 5/8" THICK, 4' WIDE, ATTACHED TO STEEL STUDS AND FLOOR AND CEILING TRACK WITH 1" LONG TYPE "S" SELF-TAPPING STEEL SCREWS SPACED 8" O.C. ALONG EDGES OF BOARD AND 12" O.C. IN THE FIELD OF THE BOARD. JOINTS ORIENTED VERT. AND STAGGERED ON OPPOSITE SIDES OF THE ASSEMBLY.
4. BATTS AND BLANKETS:
MINERAL WOOL INSULATION, PARTIALLY OR COMPLETELY FILLING STUD CAVITY.
5. JOINT AND TAPE COMPOUND: VINYL, DRY OR PREMIXED JOINT COMPOUND, APPLIED IN TWO COATS TO JOINTS AND SCREW HEADS; PAPER TAPE, 2" WIDE, EMBEDDED IN FIRST LAYER OF COMPOUND OVER ALL JOINTS. AS AN ALTERNATE, NOMINAL 3/32" THICK GYPSUM VENEER PLASTER MAY BE APPLIED TO THE ENTIRE SURFACE OF CLASSIFIED VENEER BASEBOARD. JOINT REINFORCED.

GENERAL NOTES

1. INSULATION AND INSULATION ASSEMBLIES SHALL MEET THE REQUIREMENTS OF SECTION 719.
   A. CONCEALED INSULATION SHALL HAVE A FLAME SPREAD OF 0-25 AND SMOKE DEVELOPED INDEX OF 0-450. EXCEPT THAT IN COMBUSTIBLE (WOOD FRAME) CONSTRUCTION.
   B. FACING SHALL COMPLY WITH IBC 2009.
2. PROVIDE 5'x5' LANDINGS, LEVEL WITH FINISHED FLOOR, OUTSIDE EXTERIOR DOORS ON WEST SIDE OF BUILDING. THRESHOLDS SHALL BE NOT MORE THAN 1/2" IN HEIGHT AND SHALL BE BEVELED IF MORE THAT 1/4".
3. CONTRACTOR TO VERIFY ALL SITE CONDITIONS, BUILDING LOCATIONS, AND DIMENSIONS PRIOR TO CONSTRUCTION.
4. MATERIALS SHALL BE NEW AND U.L. LISTED.
5. NO WORK SHALL BE CONCEALED UNTIL APPROVED BY LOCAL INSPECTORS.
6. CONSTRUCTION SHALL COMPLY WITH ALL PARISH, STATE, AND LOCAL CODES.
7. CONTRACTOR TO GUARANTEE WORK FOR ONE YEAR.
8. CONTRACTOR SHALL FURNISH WATER AND POWER FROM EXISTING SOURCES.
9. EXTERIOR CAULKING SHALL BE THIOKAL CAULK.
10. PAINT GRADE TO SHALL BE SHERWIN WILLIAMS OR EQUIVALENT. ALL WORK TO RECEIVE 3 COATS. COLOR SELECTION BY OWNER.
11. PROVIDE CLEANUP ON A REGULAR BASIS. NO TRASH STORED IN BUILDING.
12. ALL BATT INSULATION SHALL HAVE A CLASS "A" (0-25) FLAME SPREAD IN COMPLIANCE WITH APPLICABLE CODE.
13. USE 6" STUDS, OR 4" STAGGERED STUDS AT ALL PLUMBING WALLS.
14. PROVIDE GALVANIZED METAL PAN WITH DRAIN AT WATER HEATER LOCATION.
15. ALL CORNERS SHALL BE PROPERLY BRACED FOR WIND LOADS. A 48" SHEATHING SHALL BE PROVIDED EVERY 20 FEET OF WALL LENGTH.
16. INTERIOR LOCKS ON DOORS IN MEANS OF EGRESS SHALL NOT REQUIRE THE USE OF A KEY, SPECIAL KNOWLEDGE, OR SPECIAL DEVICE TO OPEN IN THE DIRECTION OF EGRESS. ALL DOORS SHALL HAVE LEVER TYPE HANDLES.
17. INTERIOR WALLS AND CEILINGS SHALL HAVE A FLAME SPREAD OF 0-200 AND A SMOKE DEVELOPMENT RATING OF 0-450.
18. ALL WORK SHALL COMPLY WITH THE LATEST EDITION OF ALL LOCAL, STATE, AND NATIONAL CODES COVERING THE TYPE OF WORK BEING PERFORMED.
19. PROVIDE PORTABLE FIRE EXTINGUISHERS IN ACCORDANCE WITH NFPA 101. SEE APPENDIX "E" OF NFPA 101 FOR DISTRIBUTION OF EXTINGUISHERS.
20. ALL FIRE WALLS SHALL EXTEND TIGHT TO ROOF DECK AND BE SEALED WITH AN APPROVED FIRE CAULK.
21. ALL ELECTRICAL, MECHANICAL, AND PLUMBING MATERIALS PENETRATING FIRE WALLS SHALL BE FIRE CAULKED. (PENETRATIONS THROUGH RATED CONSTRUCTION SHALL BE SEALED WITH A MATERIAL CAPABLE OF PREVENTING THE PASSAGE OF FLAMES AND HOT GASES WHEN TESTED IN ACCORDANCE WITH ASTM-E814.)
22. SERVICE COUNTER SHALL HAVE A HCP ACCESSIBLE WRITING SURFACE, MAX. 36" FROM F.F. (ADAAG MANUAL 1998, PG 135)

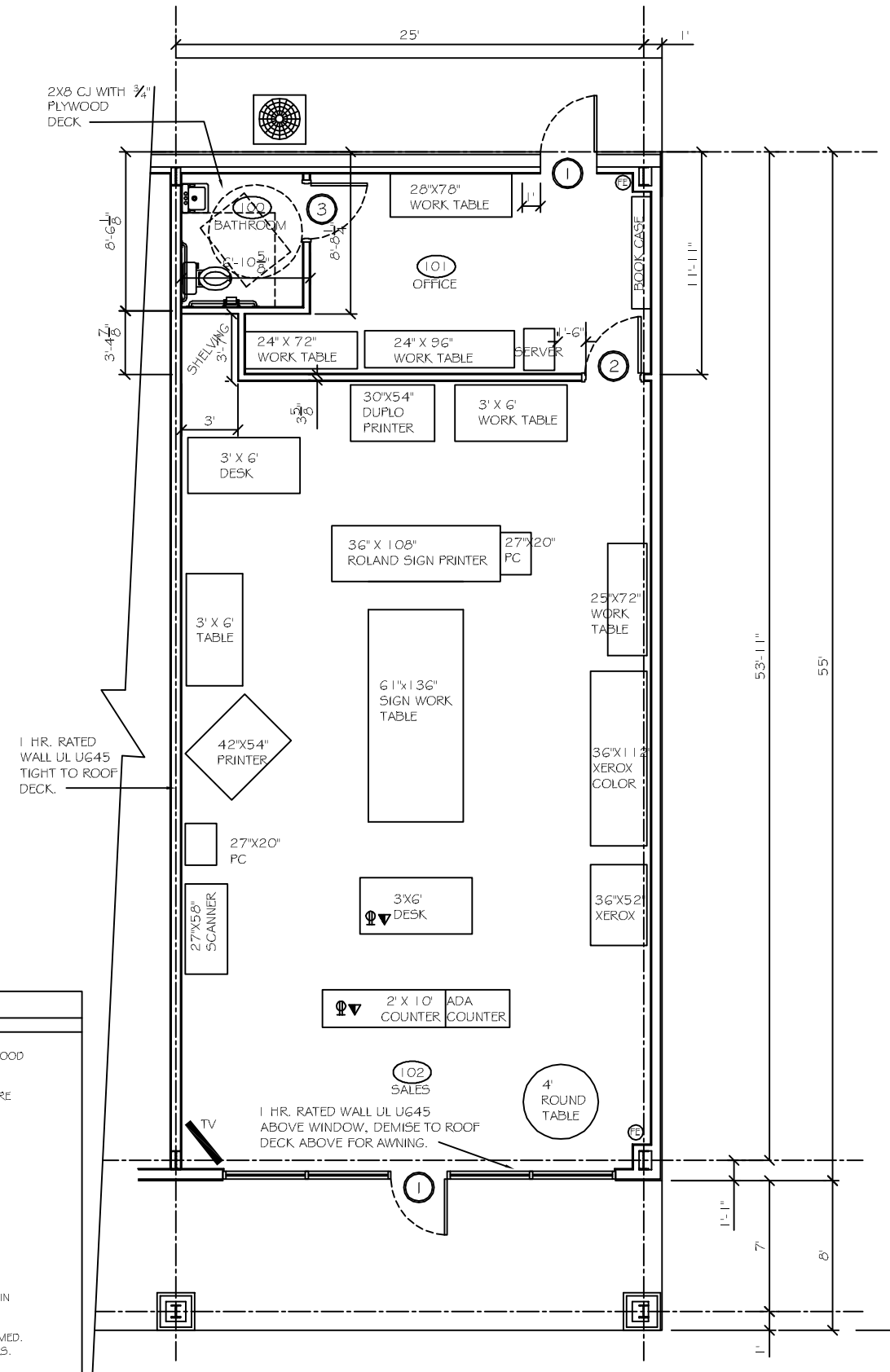

FLOOR PLAN
SCALE: 1/4" = 1'-0"

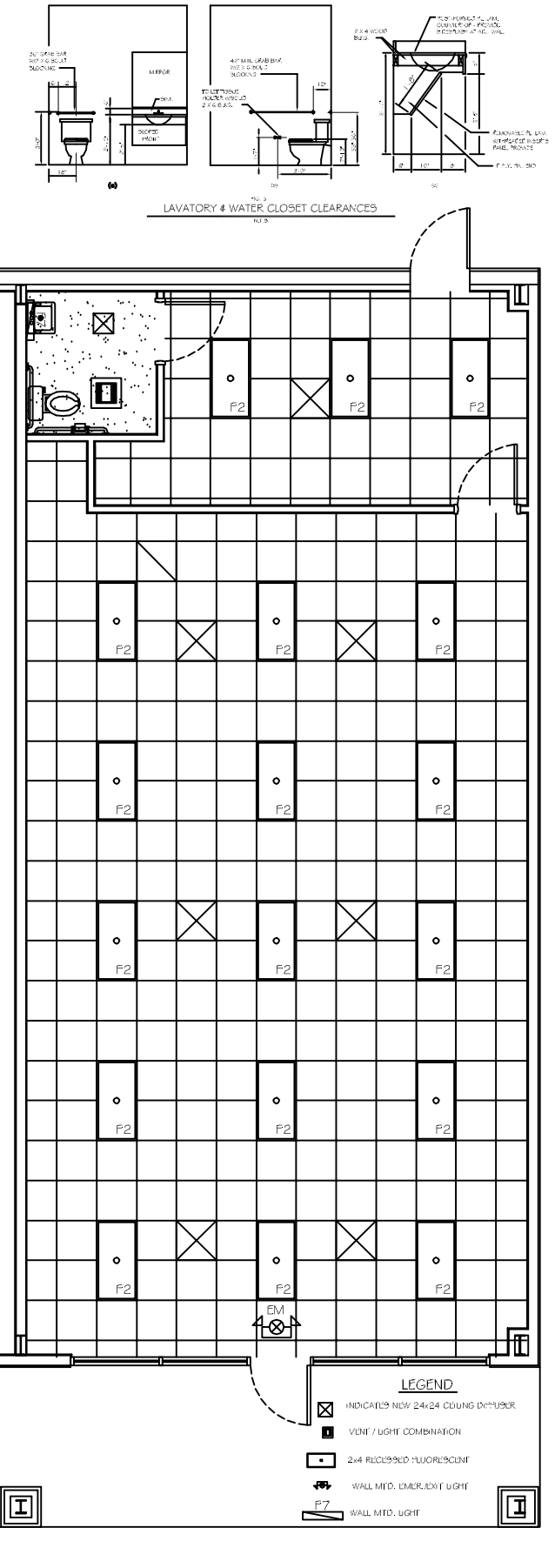

REFLECTED CEILING PLAN
SCALE: 1/4" = 1'-0"

LAVATORY & WATER CLOSET CLEARANCES

DAMMON ENGINEERING INC
Architects & Engineers
dammoneng@bellsouth.net
PHONE: 985-641-5320
FAX: 985-641-9952
CHIEF ENGINEER: EMMETT DAMMON, P.E.
CHIEF ARCHITECT: ROBERT WALTER
5544 OLD SHANNON TRAIL
SLIDELL, LA 70460

THESE PLANS AND SPECIFICATIONS ARE THE PROPERTY OF DAMMON ENGINEERING INC. ANY REPRODUCTION OR USE WITHOUT WRITTEN CONSENT IS PROHIBITED. THESE PLANS AND SPECIFICATIONS ARE NOT TO BE USED FOR ANY OTHER PROJECT OR LOCATION. THE REPRODUCTION OF THESE PLANS AND SPECIFICATIONS FOR USE ON THIS PROJECT BY ANY PERSON OR ENTITY OTHER THAN THE OWNER OF THE PROJECT IS PROHIBITED WITHOUT THE WRITTEN CONSENT OF DAMMON ENGINEERING INC.

DUDLEY SMITH PRINTING
TYLER SQUARE
524-635 TYLER STREET SUITE #1
SLIDELL, LA

JOB No:	2152	DATE:	10-03-12
DRAWN BY:	BSN	CHECKED BY:	BSN

REVISIONS

#	DESCRIPTION	DATE

FLOOR PLAN

SHEET No: 02 OF 4

A-1