STRIPING CONDITIONS

N010-009

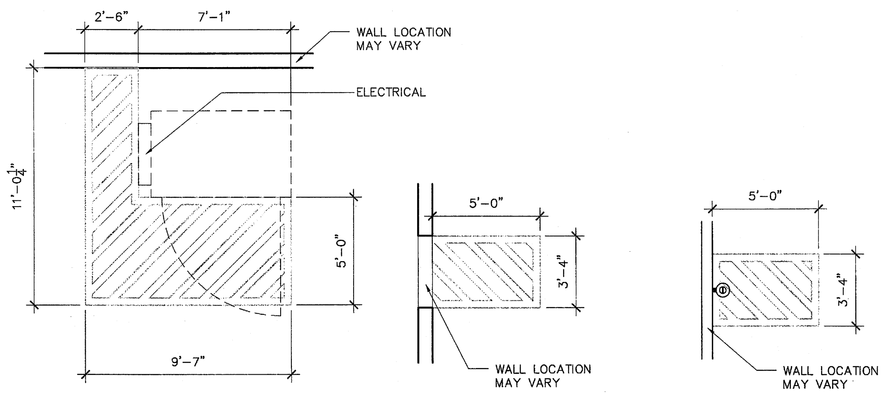

INSECT CONTROL UNIT LEGEND

BASED ON NUMBER OF UNITS RECEIVED, QUANTITY INDICATES IF STORE IS ON THE STANDARD OR ENHANCED INSECT CONTROL PROGRAM

TYPE	STANDARD/ ENHANCED	TOTAL(A,B,C+E)
A/AE	3 / 0	3
B/BE	4 / 0	4
C/CE	2 / 0	2
TOTAL	9 / 0	9
ACTRON MODEL#: AG-969	ACTRON MODEL#:GT-200	ACTRON MODEL#: WS-225
A AE-ENHANCED	B BE-ENHANCED	C CE-ENHANCED

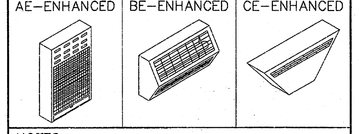

NOTES:

1. GC TO INSTALL TOP OF UNITS 60" ABOVE FLOOR UNLESS NOTED OTHERWISE
2. PLUG UNITS FOR TYPE A, AE, B, AND BE UNITS INTO RECEPTACLES INSTALLED 96" ABOVE FLOOR AT LOCATIONS SHOWN ON PLAN UNLESS NOTED OTHERWISE
3. TYPE C AND CE UNITS ARE TO BE INSTALLED TO COVER ELECTRICAL RECEPTACLE
4. FOOD TENANT: COORDINATE TYPE, QUANTITY, AND LOCATIONS OF INSECT CONTROLS WITH FOOD TENANT LAYOUT DRAWINGS

TACTILE EXIT SIGN

C:\n010-011

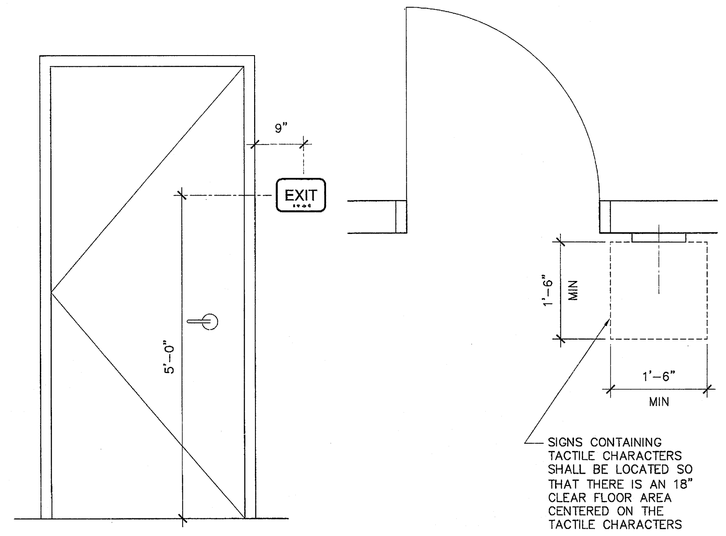

TACTILE SIGN REQUIREMENTS

1. A TACTILE SIGN STATING "EXIT" AND COMPLYING WITH ANSI A117.1 SHALL BE PROVIDED ADJACENT TO EACH DOOR TO AN EXIT PASSAGEWAY AND THE EXIT DISCHARGE. REF DOOR SCHEDULE FOR LOCATIONS.
2. LETTERS AND NUMBERS ON SIGNS SHALL HAVE A WIDTH-TO-HEIGHT RATIO OF BETWEEN 3:5 AND 1:1 AND A STROKE WIDTH-TO-HEIGHT RATIO BETWEEN 1:5 AND 1:10
3. CHARACTERS AND SYMBOLS SHALL CONTRAST WITH THEIR BACKGROUND
4. CHARACTERS SHALL CONFORM TO THE FOLLOWING:

   A. LETTERS AND NUMBERS ON SIGNS SHALL BE RAISED 1/32" MINIMUM AND SHALL BE SANS-SERIF UPPERCASE CHARACTERS ACCOMPANIED BY GRADE 2 BRAILLE

   B. RAISED CHARACTERS OR SYMBOLS SHALL BE A MINIMUM OF 5/8" HIGH AND A MAXIMUM OF 2"
5. CONTRACTED GRADE 2 BRAILLE SHALL BE USED. DOTS SHALL BE 1/10" ON CENTER IN EACH CELL WITH 2/10" SPACE BETWEEN CELLS. DOTS SHALL BE RAISED A MINIMUM OF 1/40" ABOVE THE BACKGROUND
6. SIGNS SHALL BE INSTALLED ON THE WALL ADJACENT TO THE LATCH SIDE OF THE DOOR. WHERE THERE IS NO WALL SPACE ON THE LATCH SIDE, INCLUDING DOUBLE LEAF DOORS, SIGNS SHALL BE PLACED ON THE NEAREST ADJACENT WALL, PREFERABLY ON THE RIGHT. MOUNTING HEIGHT SHALL BE 60" ABOVE THE FINISHED FLOOR TO THE CENTERLINE OF THE SIGN. MOUNTING LOCATION SHALL BE DETERMINED SO THAT A PERSON MAY APPROACH WITHIN 3" OF THE SIGNAGE WITHOUT ENCOUNTERING PROTRUDING OBJECTS OR STANDING WITHIN THE SWING OF A DOOR

RESTROOM SYMBOLS

C:\n010-010

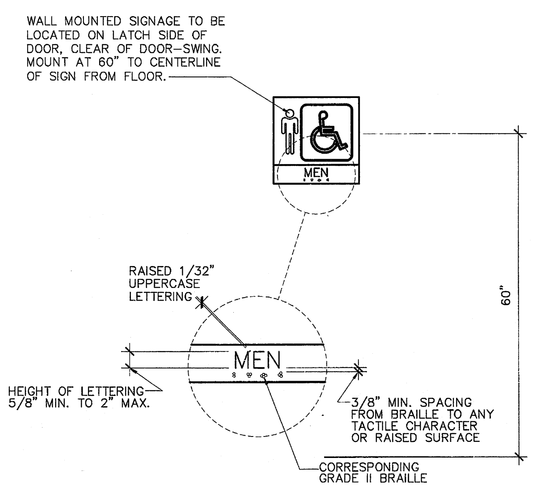

SIGNS & IDENTIFICATION

1. THE INTERNATIONAL SYMBOL OF ACCESSIBILITY SHALL BE THE STANDARD USED TO IDENTIFY FACILITIES THAT ARE ACCESSIBLE TO AND USABLE BY PHYSICALLY DISABLED PERSONS AS SET FORTH IN TITLE 24 AND AS SPECIFICALLY REQUIRED IN THIS SECTION
2. THE INTERNATIONAL SYMBOL OF ACCESSIBILITY SHALL CONSIST OF A WHITE FIGURE ON A BLUE BACKGROUND. THE BLUE SHALL BE EQUAL TO COLOR NO. 15090 IN FEDERAL STANDARD 599B
3. LETTERS AND NUMBERS ON SIGNS SHALL HAVE A WIDTH-TO-HEIGHT RATIO OF BETWEEN 3:5 AND 1:1 AND A STROKE WIDTH-TO-HEIGHT RATIO BETWEEN 1:5 AND 1:10
4. CHARACTERS AND NUMBERS ON SIGNS SHALL BE SIZED ACCORDING TO THE VIEWING DISTANCE FROM WHICH THEY ARE TO BE READ. THE MINIMUM HEIGHT IS MEASURED USING AN UPPER CASE CHARACTER. LOWER CASE CHARACTERS ARE PERMITTED. FOR SIGNS SUSPENDED OR PROJECTED ABOVE THE FINISH FLOOR IN COMPLIANCE, THE MINIMUM CHARACTER HEIGHT SHALL BE 3"
5. CHARACTERS AND SYMBOLS SHALL CONTRAST WITH THEIR BACKGROUND
6. WHEN RAISED CHARACTERS OR SYMBOLS ARE USED, THEY SHALL CONFORM TO THE FOLLOWING:

   A. LETTERS AND NUMBERS ON SIGNS SHALL BE RAISED 1/32" MINIMUM AND SHALL BE SANS-SERIF UPPERCASE CHARACTERS ACCOMPANIED BY GRADE 2 BRAILLE

   B. RAISED CHARACTERS OR SYMBOLS SHALL BE A MINIMUM OF 5/8" HIGH

   C. PICTORIAL SYMBOL SIGNS (PICTOGRAMS) SHALL BE ACCOMPANIED BY THE EQUIVALENT VERBAL DESCRIPTION PLACED DIRECTLY BELOW THE PICTOGRAM. THE BORDER DIMENSION OF THE PICTOGRAM SHALL BE A MINIMUM OF 6" IN HEIGHT
7. CONTRACTED GRADE 2 BRAILLE SHALL BE USED WHEREVER BRAILLE SYMBOLS ARE SPECIFICALLY REQUIRED IN OTHER PORTIONS OF THESE REGULATIONS. DOTS SHALL BE 1/10" ON CENTER IN EACH CELL WITH 2/10" SPACE BETWEEN CELLS. DOTS SHALL BE RAISED A MINIMUM OF 1/40" ABOVE THE BACKGROUND
8. WHEN PERMANENT IDENTIFICATION IS PROVIDED FOR ROOMS AND SPACES, RAISED LETTERS SHALL BE ACCOMPANIED BY BRAILLE. SIGNS SHALL BE INSTALLED ON THE WALL ADJACENT TO THE LATCH SIDE OF THE DOOR. WHERE THERE IS NO WALL SPACE ON THE LATCH SIDE, INCLUDING DOUBLE LEAF DOORS, SIGNS SHALL BE PLACED ON THE NEAREST ADJACENT WALL, PREFERABLY ON THE RIGHT. MOUNTING HEIGHT SHALL BE 60" ABOVE THE FINISHED FLOOR TO THE CENTERLINE OF THE SIGN. MOUNTING LOCATION SHALL BE DETERMINED SO THAT A PERSON MAY APPROACH WITHIN 3" OF THE SIGNAGE WITHOUT ENCOUNTERING PROTRUDING OBJECTS OR STANDING WITHIN THE SWING OF A DOOR

ABBREVIATION LEGEND

N010-007

GENERAL ABBREVIATIONS

ABBR	DEFINITION
AB	ANCHOR BOLT
ACI	AMERICAN CONCRETE INSTITUTE
AFF	ABOVE FINISHED FLOOR
AHU	AIR HANDLING UNIT
AISC	AMERICAN INSTITUTE OF STEEL CONSTRUCTION
ARCH	ARCHITECTURAL
ASTM	AMERICAN SOCIETY OF TESTING AND MATERIALS
AWS	AMERICAN WELDING SOCIETY
BD	BOARD
BFF	BELOW FINISHED FLOOR
BL	BLOCK LINTEL
BLDG	BUILDING
BO	BOTTOM OF
BOS	BOTTOM OF STEEL OR BOTTOM OF STUD OR BOTTOM OF STRUCTURE
BTM	BOTTOM
BRG	BEARING
CD	CASH DRAWER
CJ	CONTROL JOINT
CL	CENTERLINE
CLR	CLEAR
CMU	CONCRETE MASONRY UNIT
COL	COLUMN
CONC	CONCRETE
CONST	CONSTRUCTION
CONT	CONTINUOUS
DIA	DIAMETER
DS	DOWNSPOUT
EAS	EMERGENCY ACCESS SYSTEM
EDC	ELECTRICAL DISTRIBUTION CENTER
EIFS	EXTERIOR INSULATION AND FINISH SYSTEM
EJ	EXPANSION JOINT
EL	ELEVATION
ELEC	ELECTRICAL
EQ	EQUAL
ES	EQUIPMENT SUPPLIER
EW	EACH WAY
EXT	EXTERIOR
FDN	FOUNDATION
FF	FINISHED FLOOR
FS	FAR SIDE
FTG	FOOTING
FV	FIELD VERIFY
GA	GAUGE
GC	GENERAL CONTRACTOR
GM	GENERAL MERCHANDISE
GR	GROCERY
GYP BD	GYPSUM BOARD
H	HEIGHT
HMR	HOME MEAL REPLACEMENT
HORIZ	HORIZONTAL
HSA	HEADED STUD ANCHOR
HSS	HOLLOW STRUCTURAL SECTION
INFO	INFORMATION
ISO	ISOLATION
JBE	JOIST BEARING ELEVATION
JST	JOIST
JT	JOINT
KSI	KIPS PER SQUARE INCH
L	LENGTH
LB	POUNDS
LLH	LONG LEG HORIZONTAL
LLV	LONG LEG VERTICAL
LONG	LONGITUDINAL
MAX	MAXIMUM
MDF	MEDIUM DENSITY FIBERBOARD
MECH	MECHANICAL
MFR	MANUFACTURER
MIN	MINIMUM
MISC	MISCELLANEOUS
MO	MASONRY OPENING
MTL	METAL
NIC	NOT IN CONTRACT
NRP	NON-FIBERGLASS REINFORCED PLASTIC
NO	NUMBER
NS	NEAR SIDE
NTS	NOT TO SCALE
OC	ON CENTER
OCH	ON CENTER HORIZONTALLY
OCV	ON CENTER VERTICALLY
OD	OUTSIDE DIAMETER
OH	OPPOSITE HAND
PAF	POWDER ACTUATED FASTENER
PCF	POUNDS PER CUBIC FOOT
PLAM	PLASTIC LAMINATE
PL	PLATE
PLF	POUNDS PER LINEAR FOOT
PMEJ	PREMOLDED EXPANSION JOINT
PT	PRESSURE TREATED
PSF	POUNDS PER SQUARE FOOT
PSI	POUNDS PER SQUARE INCH
PSI	PROTECTIVE SURFACING
PVC	POLYVINYL CHLORIDE
QTY	QUANTITY
REF	REFER TO
REINF	REINFORCING
REQD	REQUIRED
REV	REVERSE
RI	REACH-IN
RO	ROUGH OPENING
RTU	ROOF TOP UNIT
SCHED	SCHEDULE
SDI	STEEL DECK INSTITUTE
SIM	SIMILAR
SJI	STEEL JOIST INSTITUTE
SP	SPACES
SPECS	SPECIFICATIONS
SS	STAINLESS STEEL
STRUC	STRUCTURAL
T&B	TOP AND BOTTOM
THK	THICKNESS
TO	TOP OF
TOC/TC	TOP OF CONCRETE
TOF	TOP OF FOOTING
TOGB	TOP OF GRADE BEAM
TOM	TOP OF MASONRY
TOP/TP	TOP OF PAVING
TOS	TOP OF STEEL OR TOP OF STUD
TRANS	TRANSVERSE
TYP	TYPICAL
UNO	UNLESS NOTED OTHERWISE
VERT	VERTICAL
VTR	VENT THROUGH ROOF
W	WIDTH
WD	WOOD

PARTITION LEGEND

C:\n010-004

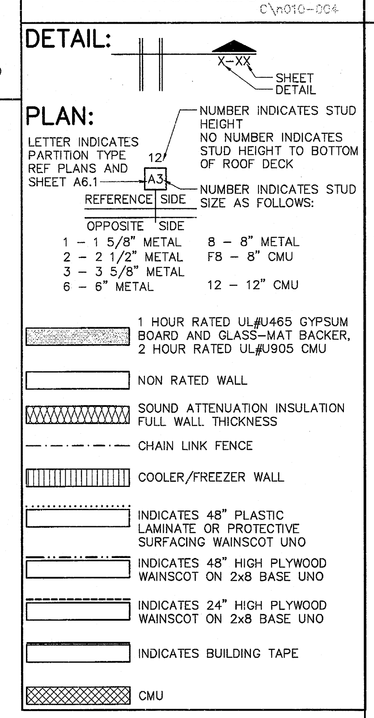

SYMBOLS LEGEND

C:\n010-008

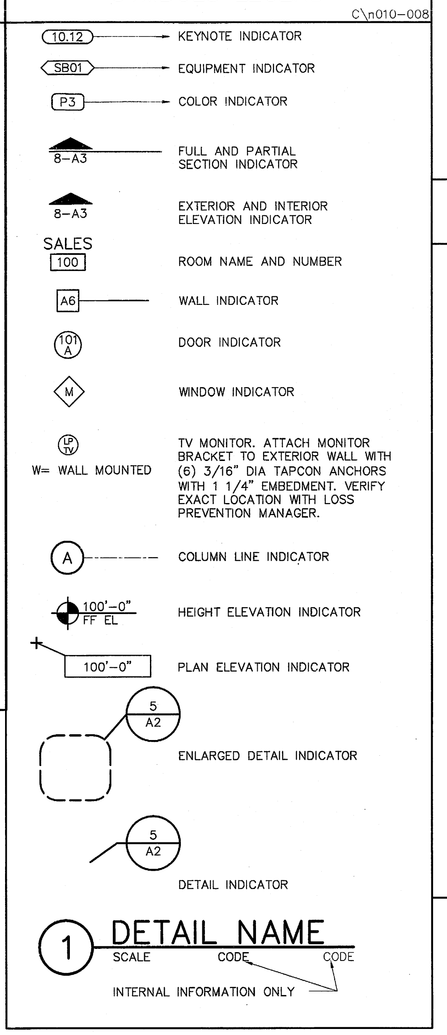

SIGNAGE LEGEND

C:\n010-001

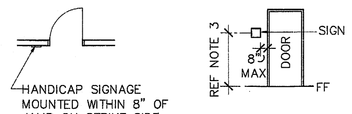

1. REQUIRED ACCESSIBLE ELEMENTS SHALL BE IDENTIFIED BY THE INTERNATIONAL SYMBOL OF ACCESSIBILITY AT THE FOLLOWING LOCATIONS

   -ACCESSIBLE ENTRANCES WHERE NOT ALL ENTRANCES ARE ACCESSIBLE

   -ACCESSIBLE ROOMS WHERE MULTIPLE SINGLE-USER TOILETS ARE CLUSTERED AT A SINGLE LOCATION

   -ACCESSIBLE CHECK-OUT AISLES WHERE NOT ALL AISLES ARE ACCESSIBLE. THE SIGN, WHERE PROVIDED, SHALL BE ABOVE THE CHECK-OUT AISLE IN THE SAME LOCATION AS THE CHECK-OUT AISLE NUMBER OR TYPE OF CHECK-OUT IDENTIFICATION

   -UNISEX TOILET AND BATHING ROOMS

   -ACCESSIBLE DRESSING, FITTING AND LOCKER ROOMS WHERE NOT ALL SUCH ROOMS ARE ACCESSIBLE
2. DIRECTIONAL SIGNAGE INDICATING THE ROUTE TO THE NEAREST LIKE ACCESSIBLE ELEMENT SHALL BE PROVIDED AT THE FOLLOWING LOCATIONS. THESE DIRECTIONAL SIGNS SHALL INCLUDE THE INTERNATIONAL SYMBOL OF ACCESSIBILITY

   -AT EACH SEPARATE-SEX TOILET INDICATING THE LOCATION OF THE NEAREST UNISEX TOILET
3. TACTILE SIGNAGE SHALL BE LOCATED ON THE WALL TO THE DOOR'S LATCH SIDE AT A HEIGHT OF 60" AFF MAX TO THE BASELINE OF THE HIGHEST TACTILE CHARACTER. SIGNS MAY BE PLACED ON THE NEAREST ADJACENT WALL WHEN THERE IS NO WALL SPACE ON THE LATCH SIDE
4. CHARACTER AND SYMBOLS OF SIGNS SHALL BE IN CONTRAST WITH THEIR BACKGROUND AND SHALL BE EGGSHELL, MATTE, OR OTHER NON-GLARE MATERIALS OR FINISHES
5. ACCESSIBLE SIGNAGE SHALL USE GRADE II BRAILLE AND MUST COMPLY WITH ANSI A117.1 SECTION 703.4

B|R|R architecture

ARCHITECT OF RECORD: BRR ARCHITECTURE, INC.
6700 ANTIOCH PLAZA, SUITE 300, ARBRIUM, ARKANSAS 64204

STIPULATION FOR REUSE

THIS DRAWING WAS PREPARED FOR CONSTRUCTION OF A WALMART STORE IN COVINGTON, LA. CONFORMANCE WITH LOCAL CODES HAS BEEN CHECKED AND IT IS NOT SUITABLE FOR USE ON ANOTHER PROJECT IN THIS STATE OR A LATER TIME. USE OF THIS DRAWING BY ANYONE OTHER THAN WALMART IS ASSUMED TO BE WITHOUT ADVICE OR ASSISTANCE WHICH REQUIRES THE PROFESSIONAL SERVICES OF A REGISTERED ARCHITECT OR ENGINEER. REPRODUCTION OF THIS DRAWING FOR ANY PURPOSE OTHER THAN THE ORIGINAL PROJECT IS NOT AUTHORIZED AND MAY BE CONTRARY TO THE LAW.

CONSULTANTS

Walmart
Market
COVINGTON, LA
STORE NO.3042-00

JOB NUMBER: 971201128 | PROTO: 41

ISSUE BLOCK

CHECKED BY: AH
DRAWN BY: GLGC
FILE NAME: 41-N010
PROTO CYCLE: 072911
DOCUMENT DATE: 092111

RICHARD A. MAJORS JR. REG. NO. 6985 STATE OF LOUISIANA 7/28/11

GENERAL INFORMATION

SHEET: N1

BRR ORIGINAL PRINTED ON RECYCLED PAPER

7/25/2011 11:40:45 AM Grazia Casco