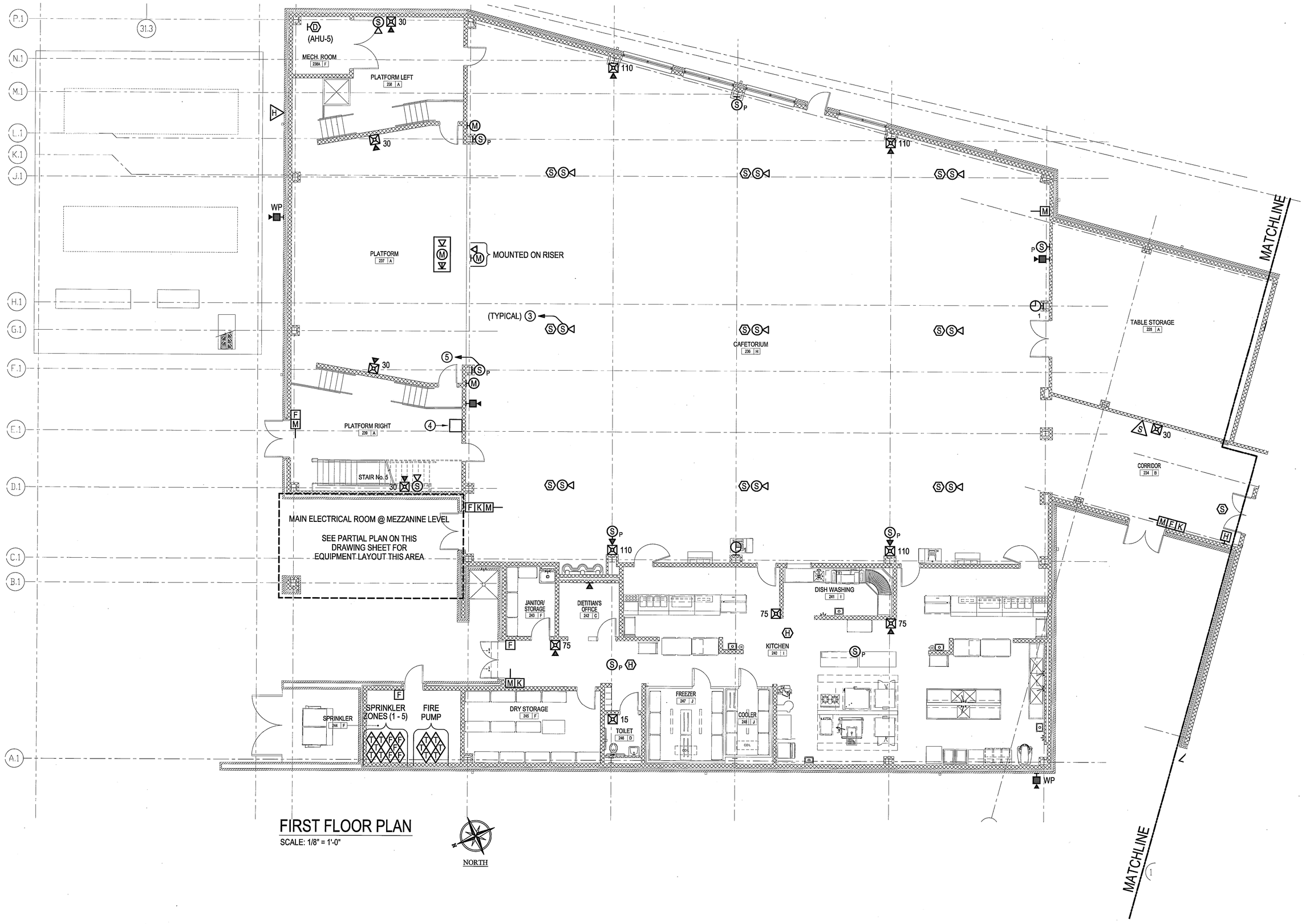

FIRST FLOOR PLAN

SCALE: 1/8" = 1'-0"

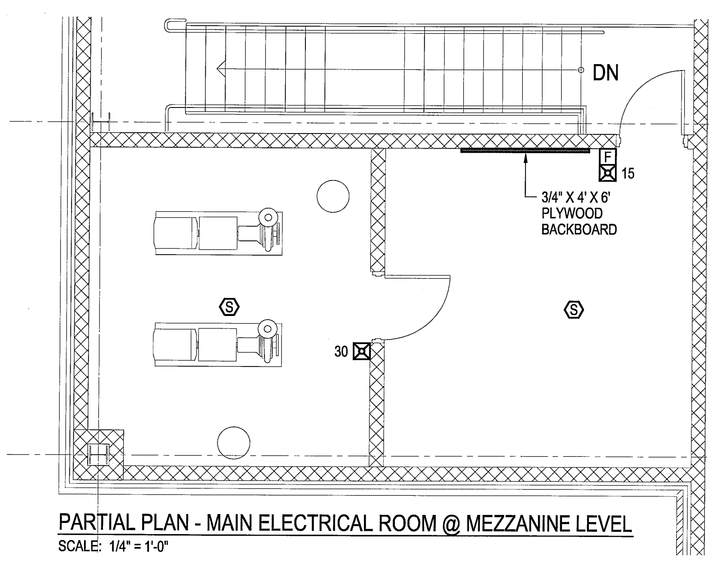

PARTIAL PLAN - MAIN ELECTRICAL ROOM @ MEZZANINE LEVEL

SCALE: 1/4" = 1'-0"

KEYED PLAN NOTES:

1. - NOT USED -
2. TERMINATE TELEPHONE DROPS AND INTERCOM AT PUNCH BLOCKS TTB-#2, 1ST FLOOR IDF-2 (ELEC. 215A)
3. AUXILIARY SOUND SYSTEM PLENUM RATED WIRING HOME RUN TO CAFETORIUM AUXILIARY SOUND SYSTEM EQUIPMENT RACK.
4. WALL MOUNTED AUXILIARY SOUND SYSTEM RACK.
5. SOUND SYSTEM PLENUM RATED WIRING HOME RUN TO SOUND SYSTEM DISTRIBUTION EQUIPMENT LOCATION.

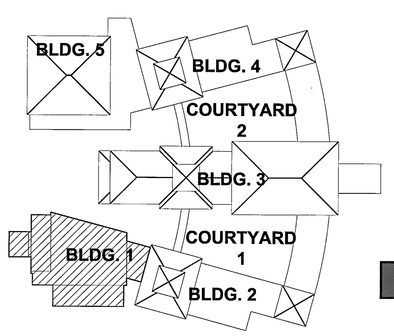

KEY PLAN

N.T.S.

S3E Klingemann
S3E Klingemann, Inc.
8001 Braddock Road
Suite 200
Springfield, Virginia 22151
Phone: (703) 978-0100
Fax: (703) 978-6038
www.S3E.com

ARCHITECT'S SEAL:

LACHIN ♦ OUBRÉ & Associates
ARCHITECTS PLANNERS
PROJECT MANAGERS
A PROFESSIONAL CORPORATION
3000 West Esplanade Ave., Suite 302, Metairie, La. 70002
Ph: 504-835-8013 Fax: 504-835-8034

REVISION			
No.	DATE	REVIEW SET	DESCRIPTION
	04/10/2009		

ST. BERNARD PARISH SCHOOL BOARD
CHALMETTE ELEMENTARY SCHOOL

75 WEST CHALMETTE CIRCLE
CHALMETTE, LOUISIANA

DRAWING TITLE:
1ST FLR - BLDG. 1
SPECIAL SYSTEMS

PROJECT No:	2805 B
CHECK BY:	
DRAWN BY:	
DATE:	04/10/09
SHEET No: -	

E3.6

OF -- SHEET

S3EProject # 08188.01