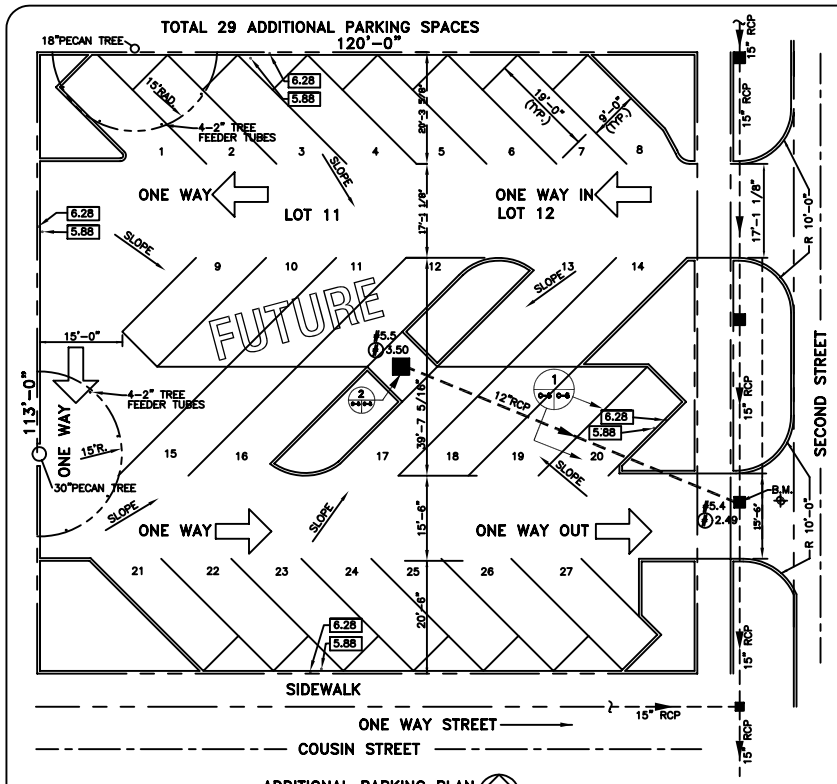

ADDITIONAL PARKING PLAN
SCALE: 3/32"=1'-0"

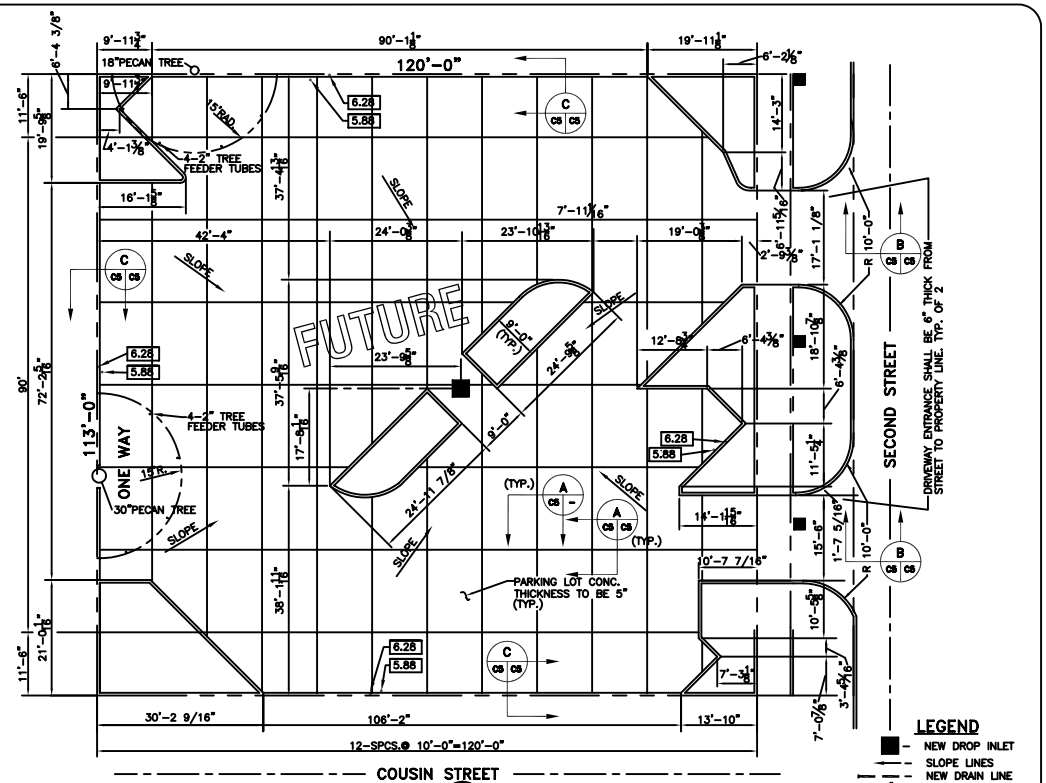

PAVING PLAN
SCALE: 3/32"=1'-0"

NOTES:

1) DRAIN PIPE & FITTINGS SHALL BE POLYVINYL CHLORIDE PLASTIC PIPE, MEETING CLASS 100 C-900 PVC.
2) ELEVATIONS SHOWN ARE M.S.L.

LEGEND

- NEW DROP INLET
- SLOPE LINES
- NEW DRAIN LINE
- TOP OF GRATE ELEV.
- INVERT ELEVATION
- *00.00 – NEW ELEVATIONS
- *00.00 – EXISTING ELEVATIONS
- EXISTING
- PROPERTY LINE

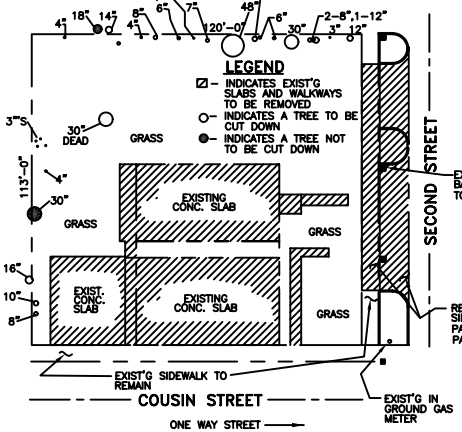

DEMOLITION PLAN
SCALE: 1"=20'

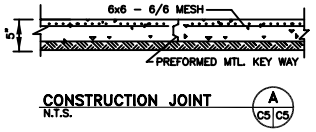

CONSTRUCTION JOINT
N.T.S.

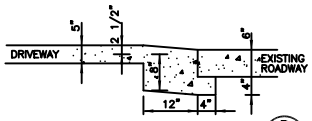

DRIVEWAY SECTION
N.T.S.

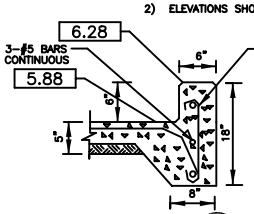

CURB DETAIL
N.T.S.

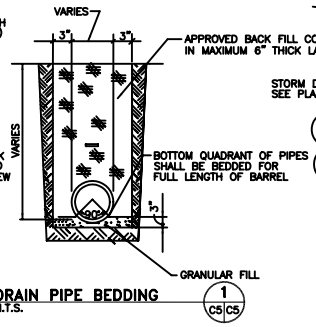

DRAIN PIPE BEDDING
N.T.S.

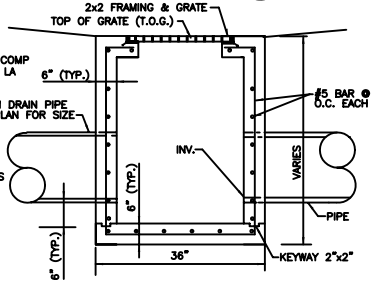

TYPICAL DROP INLET
N.T.S.

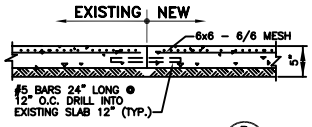

SLAB CONNECTING DETAIL
N.T.S.

PROJECT: Parking Lot (Corner of second st. and Cousin St.)

DRAINAGE RUN OFF CALCULATIONS – RATIONAL METHOD

PRIOR DEVELOPMENT
10 Year Frequency

$Q_p = CIA$

Waterlight Surfaces	(C1) =	0.9	4592	sqft =	0.105	Acres
Gravel Surface	(C2) =	0.14	0	sqft =	0.000	Acres
Green Space	(C3) =	0.21	8968	sqft =	0.206	Acres
Summary	C =	0.44	13560	sqft =	0.311	Acres

Duration (D) = Time of concentration (TC)
TC = .7035(L^.3917)(n^-0.1389)(S^-.1988)
where

	L =	120	Runoff length ft
	n =	0.24	Runoff coef
	S =	0.0250	Percent Slope
therefore	TC = D =	12.54	minutes or
and from Rainfall Intensity Table	I =	4.60	in/hr

Elev diff = 0.75

Q_p = 0.621 cfs RUNOFF LIMIT 95% 0.559 cfs

POST DEVELOPMENT
10 Year Frequency

$Q_p = CIA$

Waterlight Surfaces	(C1) =	0.9	12355	sqft =	0.284	Acres
Gravel Surface	(C2) =	0.14	0	sqft =	0.000	Acres
Green Space	(C3) =	0.21	1205	sqft =	0.028	Acres
Summary	C =	0.84	13560	sqft =	0.311	Acres

D = Time of concentration (TC)
TC = .7035(L^.3917)(n^-0.1389)(S^-.1988)
where

	L =	120	Runoff length ft
	n =	0.24	Runoff coef
	S =	0.0333	Percent Slope
therefore	TC = D =	5.81	minutes or
and from Rainfall Intensity Table	I =	7.60	in/hr

Elev diff = 1

Q_p = 1.984 cfs

RESULTS

DETENTION REQUIRED	$Q_p - Q_r$	1.425	cfs
ONE HOUR DETENTION		5129.4	cuft
DETENTION DIMENSIONS	WIDTH	113	feet
	LENGTH	120	feet
	DEPTH	0.38	feet

DISCHARGE END AREA CALCULATIONS
where C1a = allowable run off

$Q = cA(2gh)^{0.5}/12$

Allowable run off	Q =	0.2859	cfs
Fitting loss factor	c =	0.48	coefficient
Acceleration	g =	32.2	ft/sec²
Height above invert	H =	2.24	feet
End area	A =	0.24	sqft
REQUIRED CONDUIT =		2.79	inch diameter

REVISED: 03-21-06

PARKING AND PAVING PLAN

STARLIGHT BAPTIST CHURCH
SECOND STREET
SLIDELL, LOUISIANA

NEW SANCTUARY

DAMMON ENGINEERING, INC.
ARCHITECTS – ENGINEERS
2000 OLD SPANISH TRAIL STE 100 985-649-5632 SLIDELL, LA. 70458
DAMMONENGINEERING.COM

SCALE: AS NOTED
FILE:
JOB NO. 1495a
DATE: 05-16-05
SHEET C-5
OF