SEE DWG S-2 FOR DESIGN OF THIS FOUNDATION

4'X20'X6" A/C PAD

4'X24' A/C PAD

5'X5'

8'X5'

5'X5' X6" DEEP CONC. PAD [W/6X12 WIRE MESH.@ END OF STAIR.TYP] LOCATE IN FIELD AFTER STAIR INSTALLATION LAYOUT. [TYPICAL] SEE DWG A-7 FOR STAIR FOOTINGS

4" PAD OUTSIDE DOOR.1/2"BELOW FLOOR SLAB & SLOPE TO OUTSIDE @ 1:50 [TYPICAL]

℄ OF DOORS 1st & 2nd FLOORS

NEW SLAB ELEV. [0.00']

#5 BAR 12" LONG @ 18" O.C.

COLUMN FOOTING

℄ OF COL

EXPANSION JOINT [TYP]

NEW INLET MATCH EXIST

10" PVC

EXTERIOR WALKING SURFACES BROOM FINISH FOR NON SLIP SURFACE

EXISTING DRAIN

~~BENCH MARK EXISTING TOP OF FLOOR~~ INSIDE DOOR.[ELEV 0.00']

EXISTING DRAIN

EXISTING GAS LINE

EXIST GAS PIPE-MAKE CONNECTION TO NEW BLDG.

EXIST ELECT.

EXIST DRAIN

EXISTING BUILDING

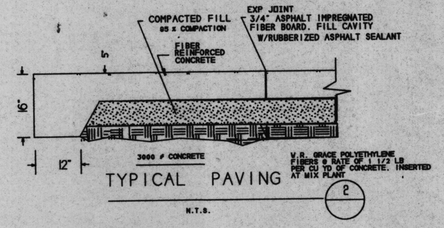

TYPICAL PAVING (2)

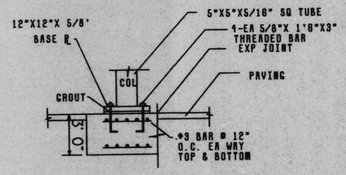

CANNOPY COLUMN FOUNDATION (3)

NO SCALE

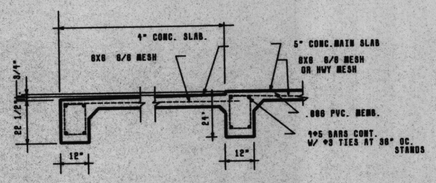

(1) PORCH DET.

(2)

FOUNDATION LAYOUT

SCALE: 1/8' = 1'

BEN'S FORD BAPTIST CHURCH
BOGALUSA LOUISIANA

BEN'S FORD BAPTIST CHURCH

DAMMON ENGINEERING INC
ARCHITECTS - ENGINEERS
737 BORRELI ROAD SUITE 1
SLIDELL LA. 70458

STATE OF LOUISIANA
EDWIN JOSEPH DE MENTI, JR.
REG. (NO) 13,206
REGISTERED ARCHITECT

SCALE
FILE
JOB NO.
DATE 4/17/98
SHEET S-1
OF