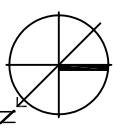
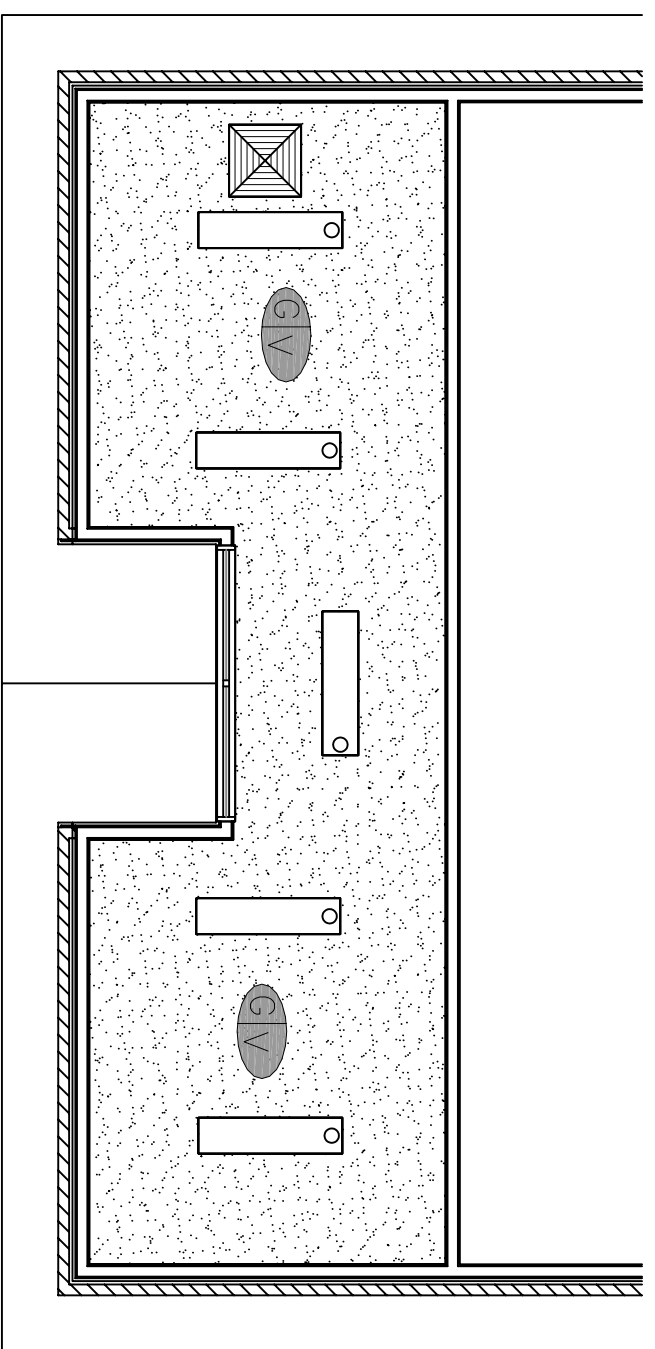
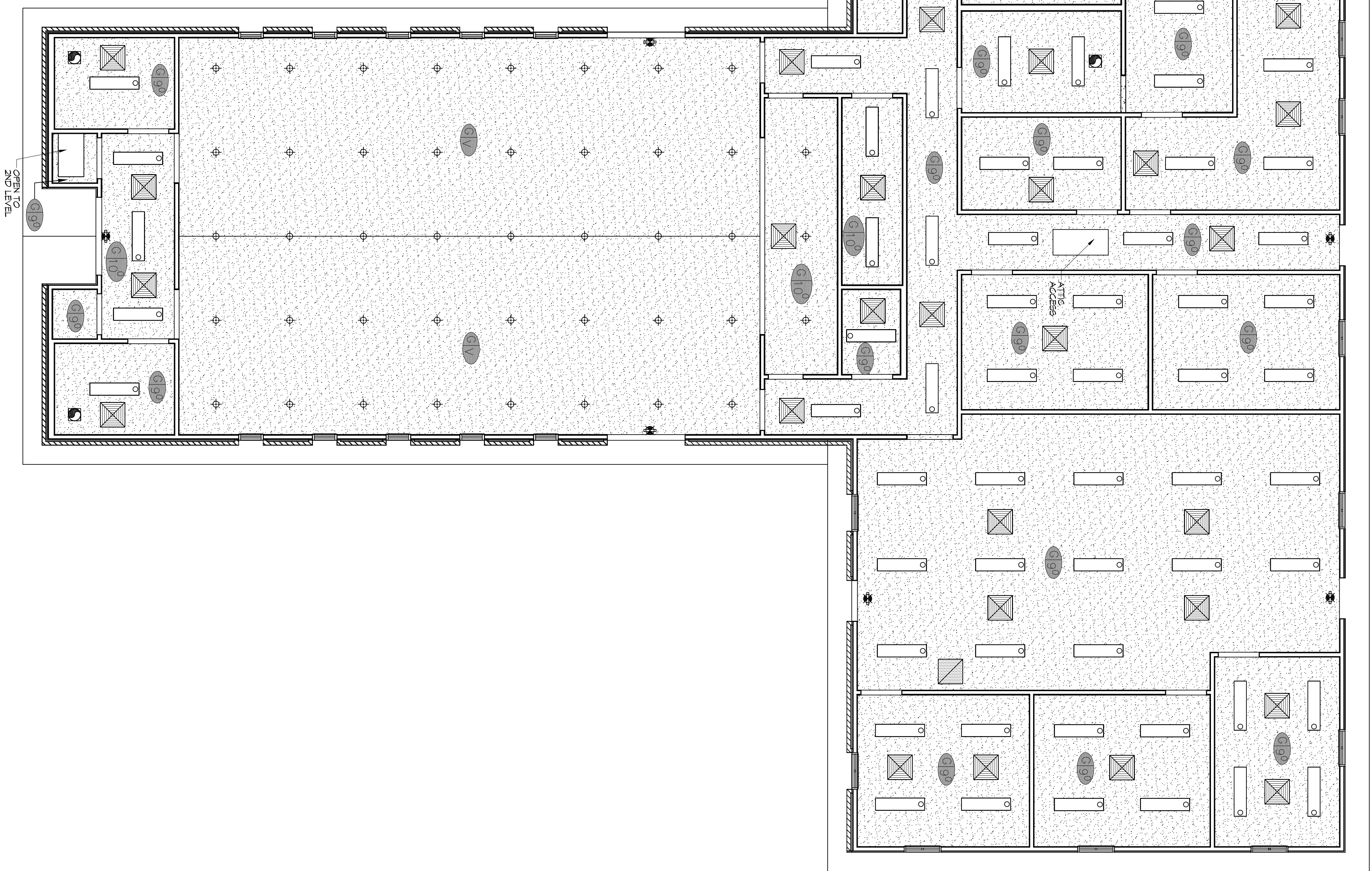


**2 LEVEL 2 RCP**  
SCALE: 3/16"=1'-0"



**1 LEVEL 1 REFLECTED CEILING PLAN**  
SCALE: 3/16"=1'-0"



**GENERAL NOTES**

1. MECHANICAL, NEZZARINE REFLECTED CEILING PLAN NOT SHOWN. NO FINISHED CEILING ASSEMBLY TO BE PROVIDED AND IS OPEN TO EXPOSED STRUCTURE. SEE SHEET E101 FOR LIGHT FIXTURE TYPES AND LOCATIONS.
2. ALL CEILING HEIGHTS INDICATED ARE APPROXIMATE. ACTUAL CEILING HEIGHT TO BE DETERMINED BY STRUCTURE ELEVATION AND CEILING ASSEMBLY THICKNESS. INDICATED HEIGHT IS MEASURED ABOVE FINISH FLOOR (AFF).
3. REFER TO SHEET A501 FOR WALL/PARTITION ASSEMBLY AND INFORMATION.
4. SEE SHEET E101 FOR LIGHT FIXTURE TYPES. SEE SHEET M101 FOR DIFFUSER AND GRILLE TYPES.
5. REFER TO INTERIOR ELEVATIONS FOR MOUNTING HEIGHT OF WALL MOUNTED LIGHT FIXTURES.

**RCP LEGEND**

SYMBOL/SYMBOL	DESCRIPTION
	2x4 SURFACE MOUNTED FLUORESCENT LIGHT FIXTURE
	1x4 SUSPENDED HIGH BAY LIGHT FIXTURES
	SURFACE MOUNTED FLUORESCENT LIGHT FIXTURE STRIP
	DIRECTIONAL SPOTLIGHT
	PENDANT LIGHT FIXTURE
	RECESSED LIGHT FIXTURE
	SURFACE MOUNTED LIGHT FIXTURE
	EXHAUST FAN
	HVAC SUPPLY AIR DIFFUSER
	HVAC RETURN AIR GRILL
	GYPSON BOARD CEILING (GWB)
	CEILING TYPE/HEIGHT (G/GYP BD, V/VARIABLES) SEE FINISH SCHEDULE FOR MORE DETAILS

**DAMMON ENGINEERING, INC.**  
LOUISIANA & MISSISSIPPI

Chief Engineer: Brian Mistich, PE  
554 Old Spanish Trail  
Slidell, LA 70458

www.dammonengineering.com  
info@dammonengineering.com  
PH: 985.649.5832 F: 985.641.5950

REVISIONS		DATE
#	DESCRIPTION	

**RENOVATION**

**BAYOU BAPTIST CHURCH**

1341 SULLIVAN DR.  
SLIDELL, LA 70460

JOB No: 2274 DATE: 05/06/2016

DRAWN BY: JHM CHECKED BY: JMS

Not shown drawings and specifications, design and arrangements represented hereby are provided under the property of Dammon Engineering, Inc. and any thereof shall be copied, printed or otherwise, in whole or in part, without the written consent of Dammon Engineering, Inc. All drawings and specifications shall conform to the standards of the American Institute of Architects, Inc. and the American Society of Mechanical Engineers, Inc. as of the date of preparation of these drawings.

SHEET TITLE:  
REFLECTED CEILING PLAN

DRAWING NUMBER:  
**A104**

SHEET No. 10 OF 17