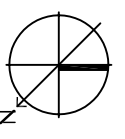
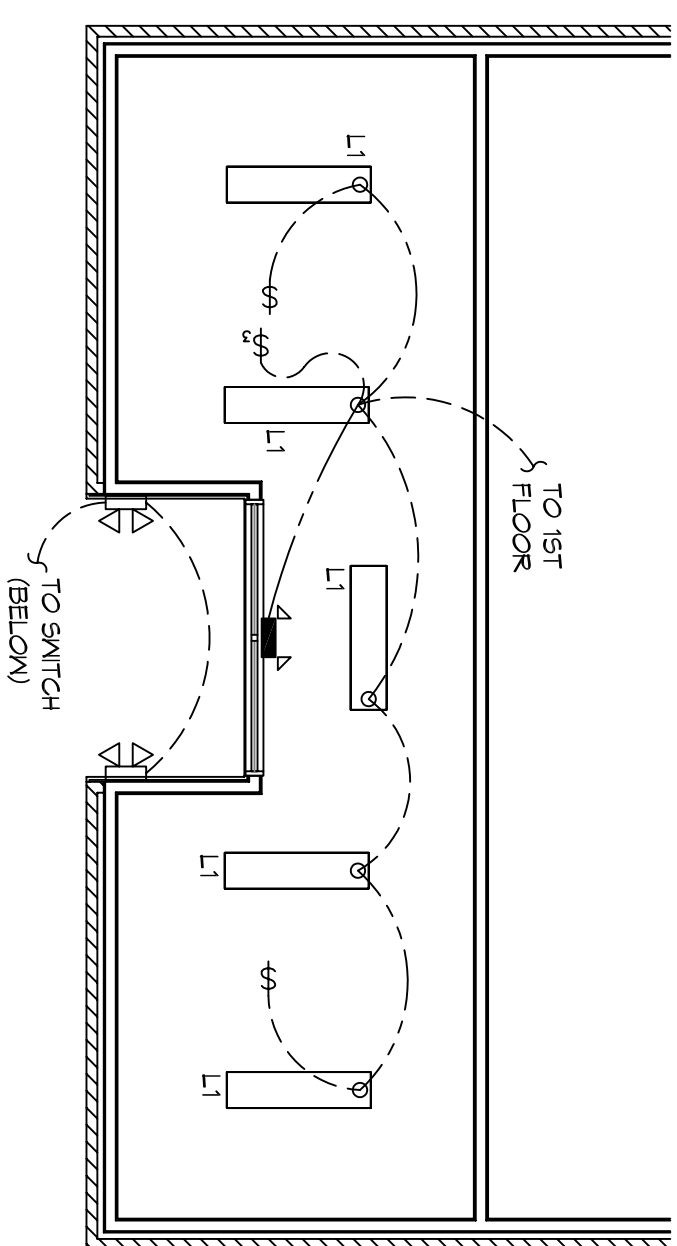
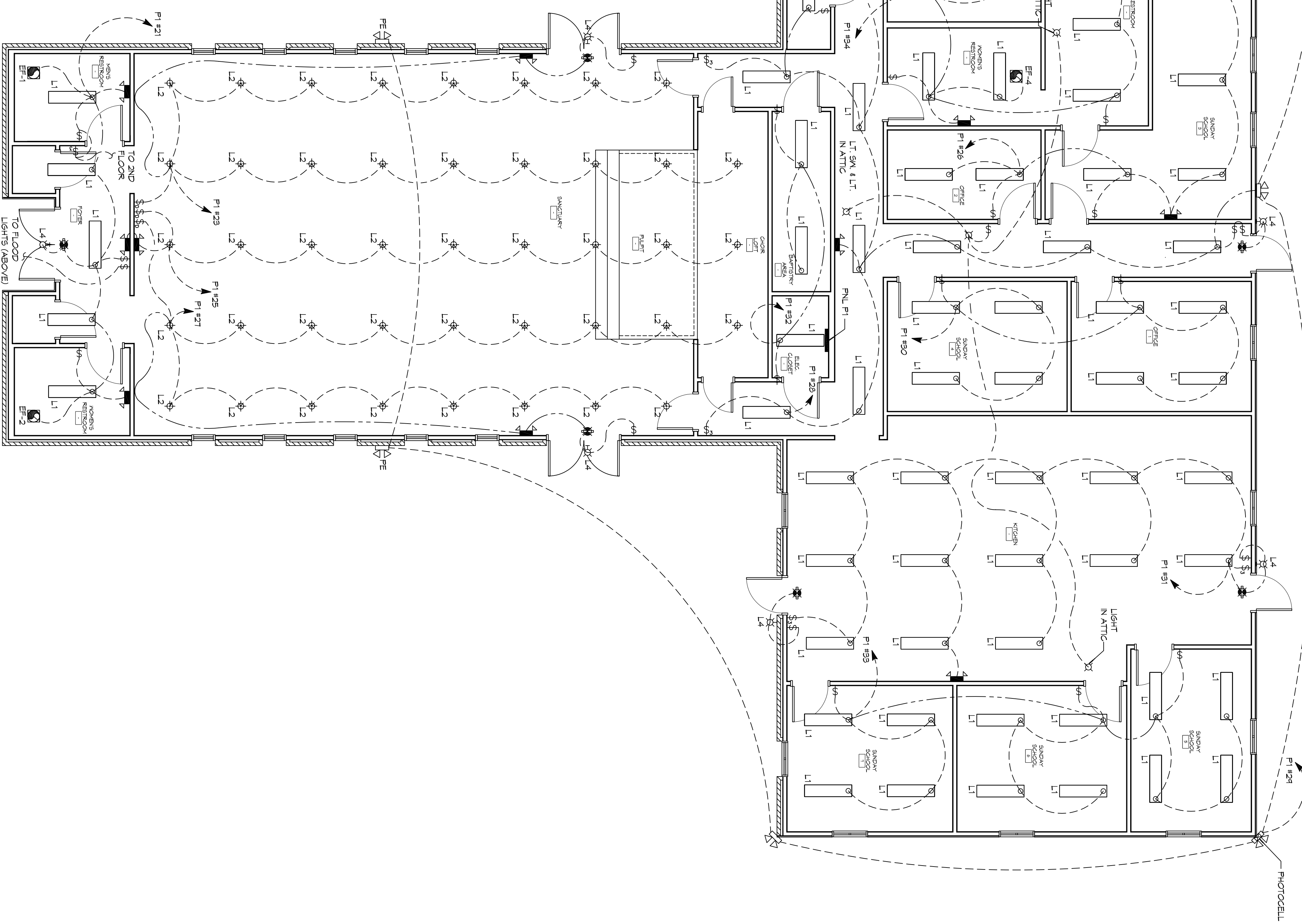


**2 LEVEL LIGHTING PLAN**  
SCALE: 3/16"=1'-0"



**1 LEVEL LIGHTING PLAN**  
SCALE: 3/16"=1'-0"



**GENERAL LIGHTING NOTES**

1. ALL WORK SHALL COMPLY WITH APPLICABLE NATIONAL, STATE AND LOCAL CODES, RULES, REGULATIONS, AND REQUIREMENTS OF THE SERVICE UTILITY COMPANY.
2. GENERAL CONTRACTOR SHALL NOTIFY THE ARCHITECT IMMEDIATELY IF ANY CONFLICTS OCCUR BETWEEN LIGHTING AND ANY OTHER TRADE. DO NOT PROCEED WITH INSTALLATION IN THAT AREA UNTIL CONFLICT HAS BEEN RESOLVED TO THE SATISFACTION OF THE ARCHITECT AND ENGINEER.
3. REFER TO ARCHITECTURAL DRAWINGS FOR EXACT LOCATION AND MOUNTING INSTRUCTIONS FOR ALL LIGHT FIXTURES. NOTIFY THE ARCHITECT IMMEDIATELY IF ANY CONFLICTS OCCUR BETWEEN THESE PLANS AND THE ARCHITECTURAL PLANS RELATIVE TO ORNAMENT, TYPE AND LOCATION OF DEVICES AND/OR FIXTURES.
4. WHEN SPECIFIC LIGHT FIXTURE HAS BEEN SPECIFIED IN THE FIXTURE SCHEDULE, ELECTRICAL SHALL PROVIDE COMPLETE ASSEMBLY, INCLUSIVE ALL PARTS AND HARDWARE TO INSURE PROPER FUNCTIONING FIXTURE.
5. ALL CONDUCTORS SHALL BE #12 AWG UNLESS NOTED OTHERWISE.
6. ALL 120V RIGS LONGER THAN 60 FEET SHALL BE #10 AWG AND 277V RIGS LONGER THAN 150 FEET SHALL BE #10 AWG UNLESS NOTED OTHERWISE.
7. ALL CONDUCTORS SHALL BE COPPER.
8. WHERE CONDUCTOR SIZES ARE NOTED ON DRAWINGS, THAT WIRE SIZE SHALL BE THROUGH THE ENTIRE RUN UNLESS OTHERWISE NOTED.
9. MOUNTED LIGHT SWITCHES 48" AFF UNLESS NOTED OTHERWISE ON ARCHITECTURAL DRAWINGS.
10. ALL GANGED SWITCHES SHALL BE NO MORE THAN SIX (6) SWITCHES EACH MULTI-GANGED BOX SHALL BE NO MORE THAN SIX (6) SWITCHES WIDE. WHERE MORE THAN SIX (6) SWITCHES ARE SHOWN AT ONE (1) LOCATION, ADDITIONAL MULTI-GANGED BOXES SHALL BE STACKED ABOVE AND THE BOTTOM OF THE MULTI-GANGEDS SHALL BE AS EVEN AS POSSIBLE. SWITCHES SHALL HAVE A WAITING BATING 25% HIGHER THAN THE BOTTOM STAGE OF ALL LIGHT TO BE CONTROLLED BY THAT SWITCH.
11. DIMMER SWITCHES SHALL HAVE A WAITING BATING 25% HIGHER THAN DIMMER. DIMMER SIZES 600, 1000, 1500, AND 2000 WATTS. LUTRON NOVA T-STAR, WHERE SWITCHES ARE GANGED WITH DIMMERS, THE SWITCHES SHALL ALSO BE LUTRON NOVA T-STAR. FLUORESCENT AND LOW VOLTAGE DIMMERS SHALL BE LUTRON NOVA T-STAR.
12. WHERE FLUORESCENT FIXTURES ARE SHOWN TO BE DIMMED, THE FIXTURES SHALL HAVE DIMMING TYPE BALLASTS WHICH ARE COMPATIBLE WITH THE SPECIFIED DIMMERS.
13. WHERE LED FIXTURES/LAMPS ARE SHOWN TO BE DIMMED, THE DIMMERS SHALL BE COMPATIBLE WITH THE FIXTURE/LAMP SPECIFIED OR PROVIDED.
14. ALL EMERGENCY LIGHT FIXTURES SHALL HAVE 40 MINUTE BATTERY BACKUP WITH NORMAL TEST BUTTON AND SHALL BE IN COMPLIANCE WITH ALL APPLICABLE CODES AND REGULATIONS.
15. ALL LIGHT FIXTURES SHALL BE INSTALLED WITH A DISCONNECTING MEANS IN ACCORDANCE WITH NEC 410.106.

**LEGEND**

	EMERGENCY LIGHT FIXTURE - WALL MOUNTED		ELECTRIC PANEL BOARD
	EXT LIGHT FIXTURE - WALL MOUNTED		CIRCUIT HOME RUN
	EXT LIGHT FIXTURE - CEILING MOUNTED		SWITCHED CIRCUIT
	LED WALL MOUNTED LIGHT BACK-UP		UNSWITCHED CIRCUIT
	RECESSED CEILING LIGHT FIXTURE		WALL AND SPEAKERS - PROVIDE RATED HOISTING FOR RATED WALLS WHERE INDICATED
	GANGL MOUNTED FLOOR STRIP FIXTURE (3 BULB)		PENDANT LIGHT FIXTURE
	WALL MOUNTED LIGHT FIXTURE		RING AND SPEAKERS - PROVIDE RATED HOISTING FOR RATED CEILING WHERE INDICATED
	LED EXTERIOR FLOOD LIGHT (FE = PHOTO TIMER)		EXTEND TO FIXTURES NOT SHOWN - SEE NOTE
	EXHAUST FAN - SEE MECH		LIGHT SWITCH - 120V COMMERCIAL GRADE
			LIGHT SWITCH - 277V COMMERCIAL GRADE

**DAMMON ENGINEERING, INC.**  
LOUISIANA & MISSISSIPPI

Chief Engineer: Brian Mistich, PE  
554 Old Spanish Trail  
Slidell, LA 70458

www.dammonengineering.com  
info@dammonengineering.com  
PH: 985.649.5832 F: 985.641.5950

REVISIONS		DATE
#	DESCRIPTION	

**BOYD BAPTIST**

1341 SULLIVAN DR.  
SLIDELL, LA 70460

JOB No: 2274 DATE: 05/12/2016

DRAWN BY: JHM CHECKED BY: BAM

Not shown drawings and specifications, design and arrangements represented thereby are intended to be the property of Dammon Engineering, Inc. and the user thereof shall be advised that the user shall be responsible for obtaining all necessary permits and approvals for the project for which the drawings have been prepared and developed without written consent of Dammon Engineering, Inc. and the user shall be held responsible for any and all errors or omissions in the drawings and specifications and for any and all consequences thereof.

SHEET TITLE:  
LIGHTING PLAN

DRAWING NUMBER:  
**E101**

SHEET No. 15 OF 17