REPAIRS/REBUILD FIRE DAMAGED AREAS OF EXISTING STRUCTURE BAYOU BAPTIST CHURCH

SLIDELL LOUISIANA

LIFE-SAFETY INFORMATION

APPLICABLE CODES		
NFPA 101 LIFE-SAFETY CODE 2012		
OCCUPANCY TYPE(S) AND CHAPTER(S)		
ASSEMBLY / BUSINESS (CHAPTER 12)		
MULTIPLE, MIXED, OR SEPARATE OCCUPANCY N/A	*(REFERENCE CHAPTER 6)*	
OCCUPANT LOAD FACTOR	*(REFERENCE TABLE 7.3.1.2)*	
ASSEMBLY 228 ft.-10in (BENCH)	1 PERSON / 1 ft-6 in OF BENCH	152 + 2 WHEEL CHAIR = 154 OCCUPANTS
BUSINESS = 4064 sf	100 SF PER PERSON	40 OCCUPANTS
		194 OCCUPANTS
CLASSIFICATION OF HAZARD OF CONTENTS		
(REFERENCE: OCCUPANCY CHAPTER AND 6.2.2; SPECIFY LOW, ORDINARY, OR HIGH)		
CONSTRUCTION TYPE= VB	*(REFERENCE: CHAPTER8, TABLE A.8.2.1.2 AND COMMENTARY TABLE 8.1 IN HANDBOOK)*	
MINIMUM EXIT SEPARATION DISTANCE FOR REMOTELY LOCATED EXITS		
(REFERENCE: SECTION 7.5; SPECIFY 1/2 OR 1/3 DIAGONAL DISTANCE OF AREA SERVED)		
1/2 DIAGONAL = 47'-8"		
MAXIMUM DEAD-END CORRIDORS	*(REFERENCE: OCCUPANCY CHAPTER AND TABLE A.7.6)*	
20 FEET		
MAXIMUM COMMON PATH OF TRAVEL DISTANCE	*(REFERENCE: OCCUPANCY CHAPTER AND TABLE A.7.6)*	
20 FEET/75 FEET		
MAXIMUM TRAVEL DISTANCE TO EXITS	*(REFERENCE: OCCUPANCY CHAPTER AND TABLE A.7.6)*	
200 FEET		
*MAIN ENTRANCE MUST BE SIGNED TO ACCOMODATE 1/2 OCCUPANT LOAD OF BUILDING		
EXTINGUISHMENT REQUIREMENTS	NOT SPRINKLERED (NOT REQUIRED)	
DETECTION, ALARM, AND COMMUNICATION SYSTEMS	NO	
ALLOWABLE HEIGHT AND BUILDING AREA	PER IBC EQUIVALENT CONSTRUCTION TYPE	

BUILDING CODE INFORMATION

APPLICABLE CODES		
IBC 2012		
ASSEMBLY GROUP A3 & E	*(IBC 2012 CHAPTER 13)*	
OCCUPANT LOAD CALCULATIONS	(TABLE 1004.1.2)	
ASSEMBLY (FIXED SEATING) = 228 ft.-10in (BENCH) + 2 WHEELCHAIR	1 PERSON / 1 ft-6 in OF BENCH	152 + 2 = 154 OCCUPANTS
BUSINESS = 4066 sq. ft.	100 SF PER PERSON	15 OCCUPANTS
TOTAL OCCUPANTS		194 OCCUPANTS
CONSTRUCTION TYPE(S)	*(TABLE 503)*	
VB *(SECTION 503)*		
ALLOWABLE HEIGHT AND BUILDING AREA LIMITED BY TYPE OF CONSTRUCTION		
MAXIMUM HEIGHT IN STORIES *(SECTION 503 & 504, TABLE 503)*		1
MAXIMUM AREA IN SQUARE FEET *(SECTION 503, 506 & 507, TABLE 503) WITH AREA INCREASE*		8,697 SF

WIND SPEED DESIGN REQUIREMENTS

THIS BUILDING SHALL BE DESIGNED WITH IBC SEC 1609 AS A FULLY ENCLOSED BLDG USING THE FOLLOWING INFORMATION:

WIND DESIGN DATA: DETERMINATION OF WIND LOADS SHALL BE IN ACCORDANCE WITH IBC SEC 1609.3 (A), (B), OR (C) DEPENDING ON THE RISK CATEGORY

ULTIMATE WIND SPEED =	141 MPH (IBC FIG 1609C)	NOMINAL WIND SPEED =	Vasd = 109 MPH
RISK FACTOR:	CATEGORY II	SURFACE ROUGHNESS =	B
TOPOGRAPHIC FACTOR =	1	EXPOSURE =	B
DESIGN WIND PRESSURE (ASCE 7-10 TABLE 28.6-1):		35.5 PSF	
INTERNAL PRESSURE COEFFICIENT (ASCE 7-10 TABLE 26.11-1):		± 0.18	
LIVE LOADS (IBC SEC 1607)			
ASSEMBLY FIXED SEATING (IBC TABLE 1607.1):		60 PSF	
PLATFORMS (ASSEMBLY) (IBC TABLE 1607.1):		100 PSF	
LOBBIES (IBC TABLE 1607.1):		100 PSF	
CLASSROOMS (IBC TABLE 1607.1):		40 PSF UNIFORM, 1,000 LB CONCENTRATED	
ROOF LIVE LOADS (IBC TABLE 1607.1):		20 PSF UNIFORM, 300 LB CONCENTRATED	
SNOW LOADS (IBC TABLE 1608):			
GROUND SNOW LOAD (IBC FIG 1608.2):		5 PSF	

FLOOD ZONE INFORMATION

BASED ON THE SURVEY OF THIS PROPERTY BY J.V. BURKES AND ASSOCIATES, INC. THIS PROPERTY IS IN A SPECIAL FLOOD HAZARD AREA. F.I.R.M. COMMUNITY MAP NO 220204 0010 C; REVISED 4/21/98

FLOOD ZONE:	AE	BASE FLOOD ELEVATION	10.0 NGVD

ELEVATIONS REFER TO NGVD 1929 DATUM

PROJECT STATISTICS

BUILDING SQUARE FOOTAGE	TOTAL ENCLOSED SPACE	6,604 SF

REPAIRS/REBUILD FIRE DAMAGED AREAS OF EXISTING STRUCTURE.

PROJECT LOCATION:
1341 SULLIVAN DRIVE
SLIDELL, LA 70460

OWNER:
Pastor Frank Treme

ALLOWABLE BLDG AREA INCREASE

Aa = [At + (At X If)]
At = 6,000 s.f.
If = (F/P - 0.25) X W/30
F=341ft; P=420ft; W=24ft
If = ((341/420) - 0.25) X (24/30)
If = 0.4495
Aa = [6,000 + (6,000 X 0.4495)]
Aa = 8697 s.f.

LIFE-SAFETY LEGEND

SYMBOL	DESCRIPTION
	EXITS
45	DOOR FIRE RATING (MINUTES)
36 / 1.0	DOOR WIDTH/EGRESS CAPACITY
	EXIT LIGHT
FEC	FIRE EXTINGUISHER AND CABINET
FE	FIRE EXTINGUISHER W/ WALL MTD BRACKET
	COMMON PATH OF TRAVEL
	TRAVEL DISTANCE
	DECISION POINT
	SMOKE PARTITION
	ONE-HOUR FIRE RATED PARTITION
	TWO-HOUR FIRE RATED PARTITION
	TWO-HOUR FIRE/SMOKE PARTITION
	FOUR-HOUR RATED PARTITION

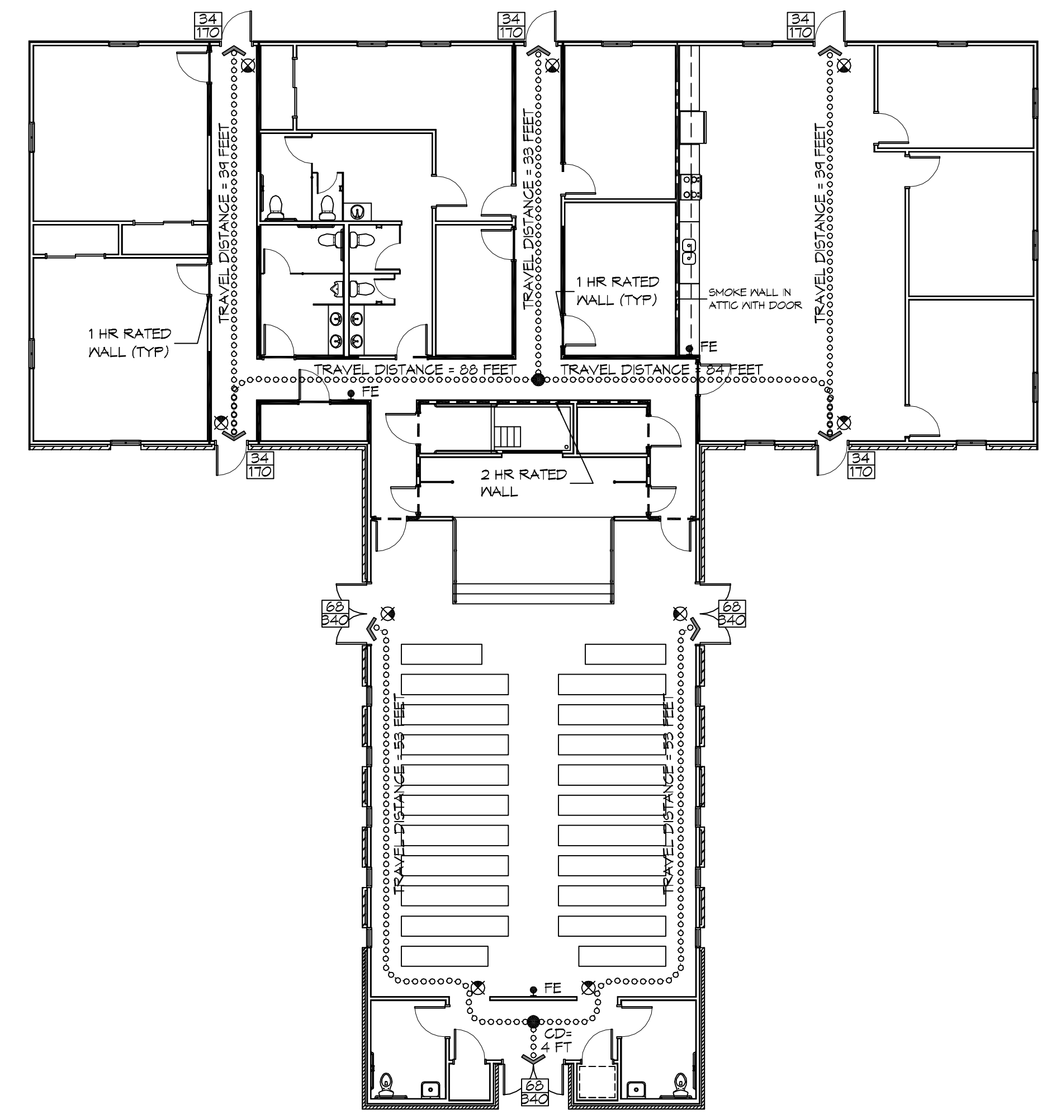

1 LIFE-SAFETY PLAN
SCALE: 3-32" = 1'-0"
LEVEL 1

GRAPHIC SYMBOLS

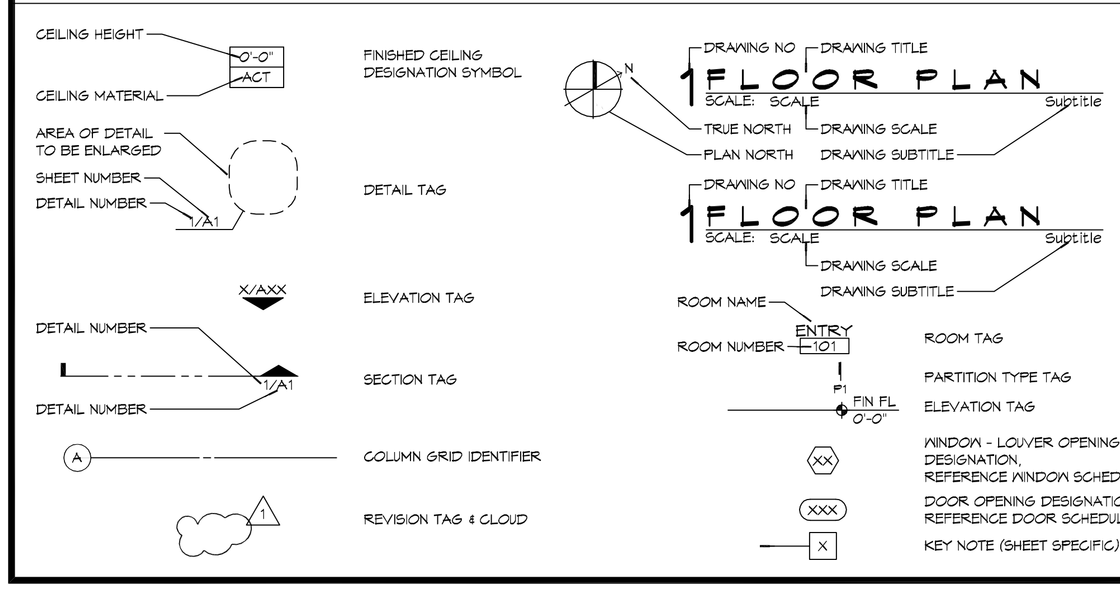

VICINITY MAP

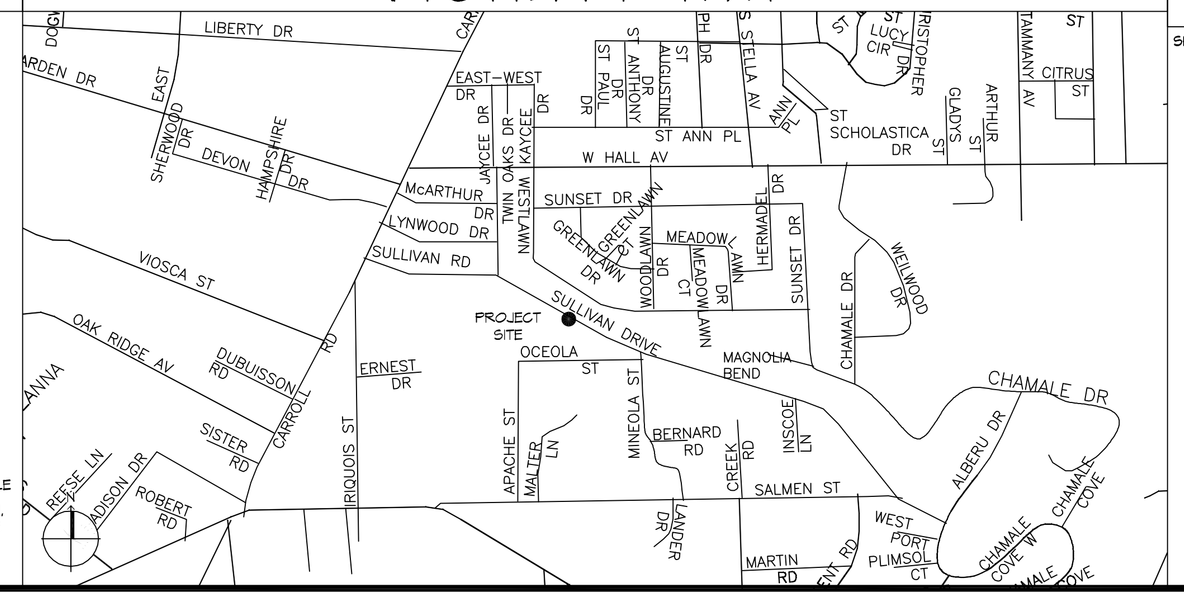

SHEET INDEX

SHEET #	SHEET TITLE
G001	COVER SHEET
G002	ACCESSIBILITY INFORMATION
C101	SITE PLAN
S101	CEILING FRAMING PLAN
S102	ROOF FRAMING PLAN
S103	TYPICAL CONNECTIONS, DETAILS, SCHEDULES, & NOTES
A101	ARCHITECTURAL FLOOR PLANS
A102	ARCHITECTURAL ROOF PLAN
A103	DOOR, WINDOW & FINISH SCHEDULES; ELEVATIONS
A104	REFLECTED CEILING PLANS
A105	ARCHITECTURAL BUILDING SECTIONS
A106	ARCHITECTURAL EXTERIOR ELEVATIONS
P101	PLUMBING PLAN, RISER, & DETAILS
M101	MECHANICAL PLAN, SCHEDULES, & DETAILS
E101	LIGHTING PLAN
E102	POWER PLAN
E103	ELECTRICAL PANEL SCHEDULE, ONE-LINE DIAGRAM & LOAD SUMMARY

GENERAL NOTES

1. ALL MATERIALS AND WORK, INCIDENTAL TO THE CONSTRUCTION OF THIS PROJECT, SHALL CONFORM TO ALL GOVERNING CODES, AND REGULATIONS OF AGENCIES IN AUTHORITY.
2. CONTRACTOR SHALL PROVIDE ALL PUBLIC PROTECTIONS NECESSARY AS REQUIRED BY LAW.
3. THE DRAWINGS, SPECIFICATIONS AND ANY SUBSEQUENTLY ISSUED ADDENDA, AMENDMENTS OR SUCH CHANGE ORDERS APPROVED BY THE OWNER AND THE CONTRACTOR ARE PART OF THESE CONTRACT DOCUMENTS.
4. **DO NOT SCALE DRAWINGS.** CONSULT WITH THE ARCHITECT REGARDING ANY ITEMS IN THE CONTRACT DOCUMENTS THAT REQUIRE CLARIFICATION.
6. TRASH SHALL BE REMOVED FROM THE SITE NOT LESS THAN TWICE MONTHLY.
7. THE GENERAL CONTRACTOR SHALL VERIFY EXISTING CONDITIONS PRIOR TO COMMENCING WORK AND REPORT ANY AND ALL DISCREPANCIES TO THE ARCHITECT.
8. CONTRACTOR VEHICLES AND EQUIPMENT NECESSARY FOR CONSTRUCTION MAY BE PARKED ON THE SITE. OTHER VEHICLES PARKED ON THE SITE REQUIRE THE OWNER'S PERMISSION.
10 NAMING A CERTAIN BRAND, MAKE OR MANUFACTURER IS TO DESIGNATE THE GENERAL STYLE, TYPE, CHARACTER AND QUALITY STANDARD OF THE PRODUCT DESIRED. SUBSTITUTION REQUESTS MUST BE SUBMITTED PRIOR TO BIDDING.
11. ALL MATERIALS/EQUIPMENT SHALL BE INSTALLED PER MANUFACTURER'S RECOMMENDATIONS. WORK NOT CONSISTENT WITH MANUFACTURER'S RECOMMENDATIONS WILL BE REJECTED BY OWNER/ARCHITECT.

DAMMON ENGINEERING, INC.
LOUISIANA & MISSISSIPPI
www.dammonengineering.com
info@dammonengineering.com
PH: 985.649.3832 F: 985.641.5950
Chief Engineer: Brian Mistich, PE
554 Old Spanish Trail
Slidell, LA 70458

REVISIONS

#	DESCRIPTION	DATE

SEAL:
STATE OF LOUISIANA
BRIAN A. MISTICH
License No. 30187
7/21/16
PROFESSIONAL ENGINEER

BAYOU BAPTIST CHURCH
1341 SULLIVAN DR.
SLIDELL, LA 70460

DATE:	07/21/2016
CHECKED BY:	JMS
JOB No:	2274
DRAWN BY:	JTL

THIS DRAWING IS THE PROPERTY OF DAMMON ENGINEERING, INC. ALL REPRODUCTIONS OF THIS DRAWING MUST BEAR THE ORIGINAL SIGNATURE OF THE ENGINEER. THE REPRODUCTION OR DISCLOSURE TO OTHERS, OR WORK IN CONNECTION WITH ANY OTHER PROJECT OTHER THAN THE SPECIFIC PROJECT FOR WHICH IT WAS PREPARED, IS PROHIBITED WITHOUT THE WRITTEN CONSENT OF DAMMON ENGINEERING, INC. COPYRIGHT © 2016 DAMMON ENGINEERING, INC. ALL RIGHTS RESERVED.

SHEET TITLE:
GENERAL PROJECT, LIFE-SAFETY, AND BUILDING CODE INFORMATION

DRAWING NUMBER:
G001

SHEET No: 1 of 17