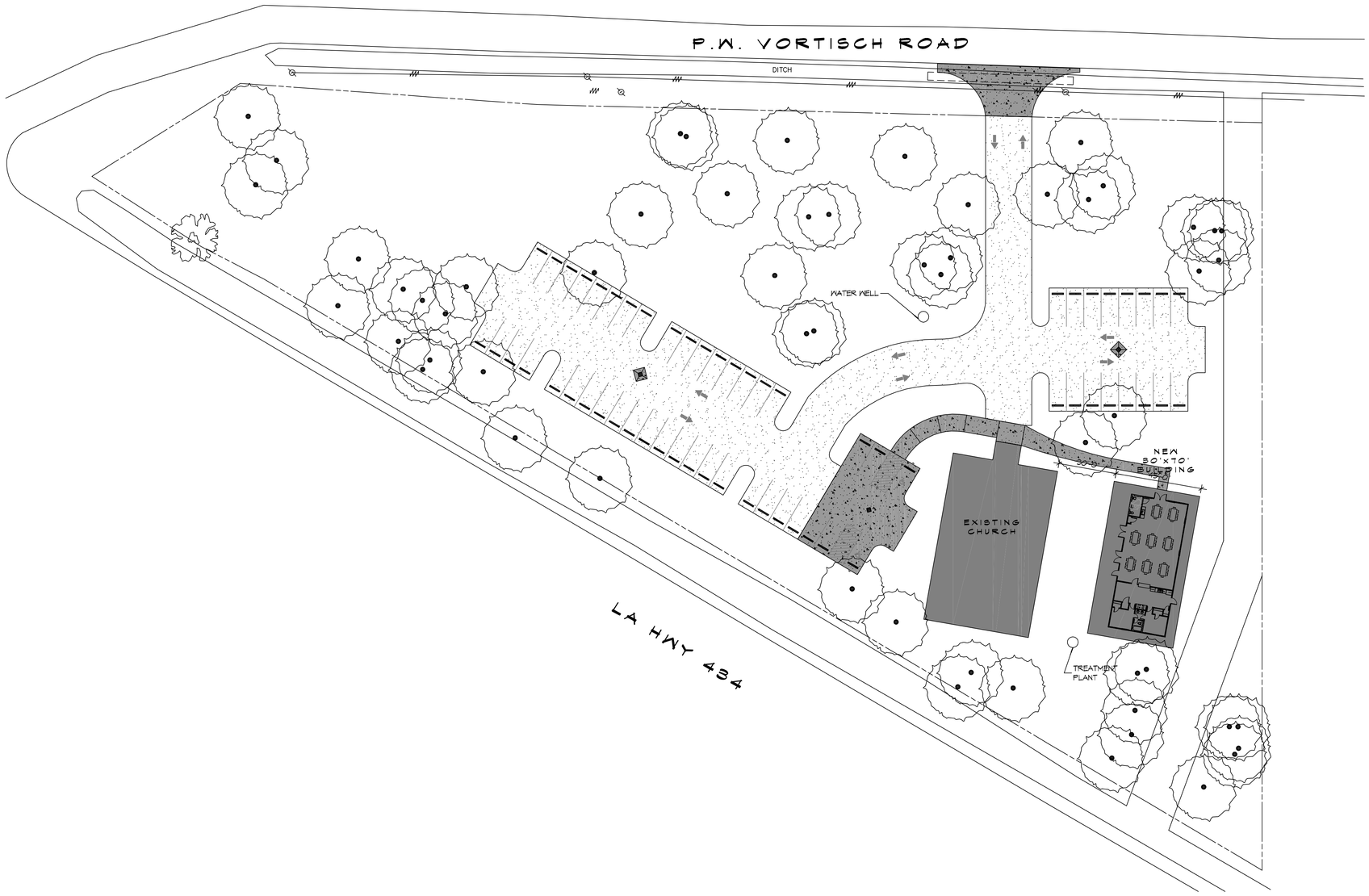

N

1 SITE PLAN
SCALE: 1" = 30'

FILE NAME: J:\- CURRENT\2250 - St. Gloria Lacombe Catholic - KMP\Drawings\Civil Drawings\C101 SITE PLAN.dwg PLOT DATE & TIME: Wednesday, January 30, 2019 4:05:07 PM

DAMMON ENGINEERING, INC.
LOUISIANA & MISSISSIPPI

Chief Engineer: Brian Mistich, PE
554 Old Spanish Trail
Slidell, LA 70458

www.dammonengineering.com
info@dammonengineering.com
PH: 985.649.5832

#	DESCRIPTION	DATE

REVISIONS

SEAL:

PRO MULTIS LACOMBE CHAPEL

PW VORTISCH ROAD AND LA HWY 434
LACOMBE, LOUISIANA 70445

JOB No:	2259	DATE:	12-13-18
DRAWN BY:	CAD	CHECKED BY:	CAD

This plans, drawings, and specifications, designs and arrangements represented thereby are property of Dammon Engineering, Inc. and are not to be used in any way prejudicial to its interests, or those of its clients or of others for whom it may be acting professionally, or for any purpose other than the specific project for which they were prepared and delivered. Reproducing, copying, or otherwise using these plans, designs, specifications, or any part thereof, without the written consent of Dammon Engineering, Inc. is prohibited and violates applicable copyright laws.

SHEET TITLE:
SITE PLAN

DRAWING NUMBER:

C101

SHEET No: 1 of 3

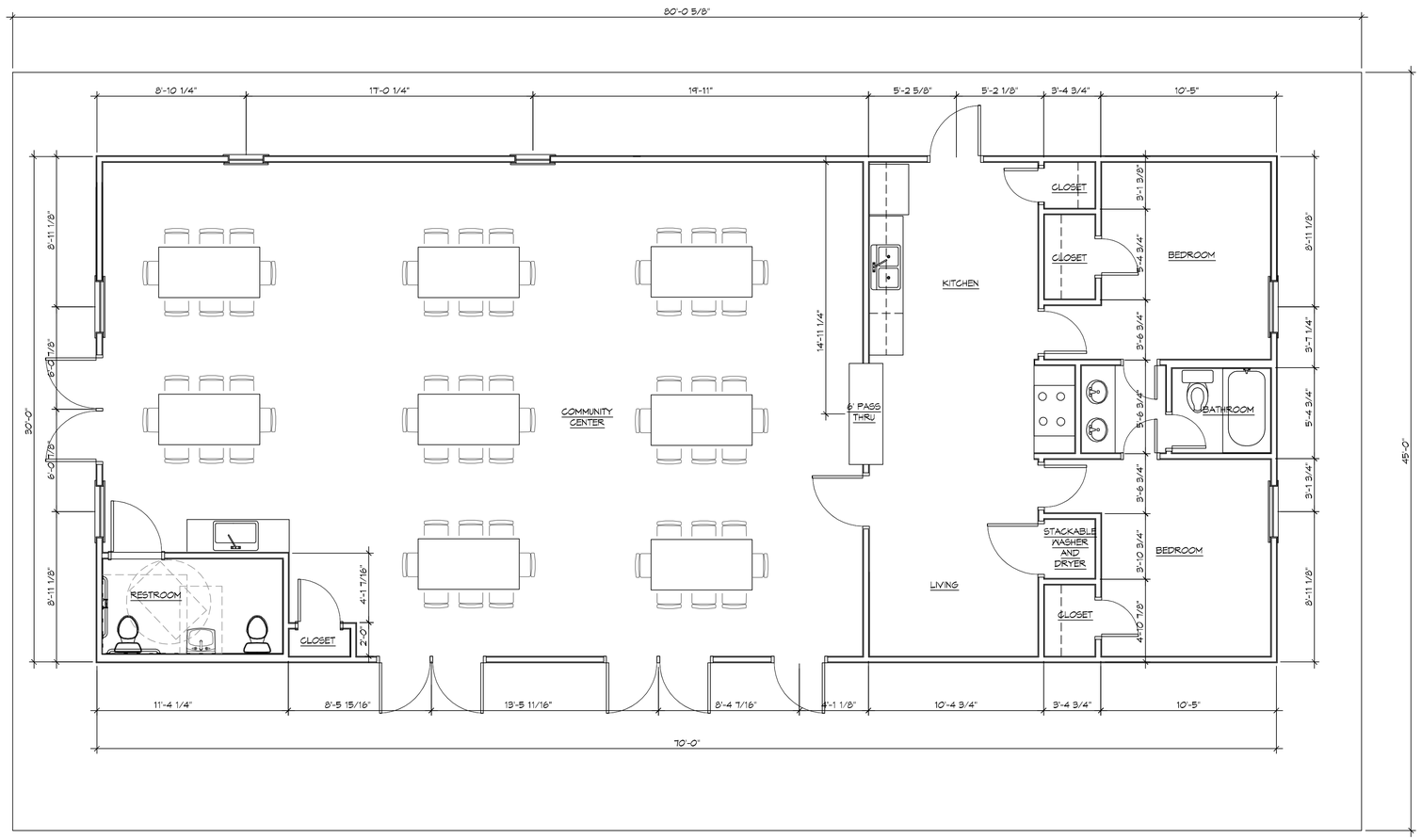

2 ARCHITECTURAL FLOOR PLAN

SCALE: 1/4" = 1'-0"

GENERAL NOTES

1. INSULATION AND INSULATION ASSEMBLIES SHALL MEET THE REQUIREMENTS OF IBC 2012 SECTION 719.
   A. CONCEALED INSULATION SHALL HAVE A FLAME SPREAD OF 0-25 AND SMOKE DEVELOPED INDEX OF 0-450, EXCEPT THAT IN COMBUSTIBLE (WOOD FRAME) CONSTRUCTION.
   B. FACING SHALL COMPLY WITH IBC 2012.
2. ALL MATERIALS SHALL BE NEW AND UL LISTED.
3. NO WORK SHALL BE CONCEALED UNTIL APPROVED BY LOCAL INSPECTORS.
4. CONSTRUCTION SHALL COMPLY WITH ALL PARISH, STATE, AND LOCAL CODES.
5. CONTRACTOR TO GUARANTEE WORK FOR ONE YEAR FROM DATE OF SUBSTANTIAL COMPLETION.
6. CONTRACTOR SHALL FURNISH WATER AND POWER FROM EXISTING SOURCES.
7. EXTERIOR CAULKING SHALL BE THIOKAL CAULK.
8. PAINT SHALL BE SHERWIN WILLIAMS OR EQUIVALENT AND APPROPRIATE FOR THE SUBSTRATE TO WHICH IT IS APPLIED AS RECOMMENDED BY PAINT MANUFACTURER. ALL WORK TO RECEIVE THREE COATS (ONE PRIMER COAT, TWO FINISH COATS) UNLESS OTHERWISE RECOMMENDED BY PAINT MANUFACTUER. COLORS TO BE SELECTED BY OWNER.
9. PROVIDE CLEANUP ON A REGULAR BASIS. NO TRASH SHALL BE STORED INSIDE BUILDING PREMISES.
10. ALL BATT INSULATION SHALL HAVE A CLASS "A" (0-25) FLAME SPREAD IN COMPLIANCE WITH IBC 2012.
11. USE 2x6 STUDS, OR TWO 2x4 STAGGERED STUDS WITH 2x6 SILL PLATE AT ALL WALLS WHERE 4" PIPE IS INDICATED. SEE PLUMBING RISER DIAGRAM FOR PIPE SIZE.
12. PROVIDE GALVANIZED METAL PAN WITH DRAIN AT ALL WATER HEATERS.
13. ALL FLOORING SHALL MEET OR EXCEED ADA GUIDELINES REQUIREMENTS FOR SLIP RESISTANCE.
14. INTERIOR LOCKS ON DOORS IN MEANS OF EGRESS SHALL NOT REQUIRE THE USE OF A KEY, SPECIAL KNOWLEDGE, OR SPECIAL DEVICE TO OPEN IN THE DIRECTION OF EGRESS. ALL DOORS SHALL HAVE LEVER TYPE HANDLES.
15. INTERIOR WALLS AND CEILINGS SHALL HAVE A FLAME SPREAD OF 0-200 AND A SMOKE DEVELOPMENT RATING OF 0-450.
16. ALL WORK SHALL COMPLY WITH THE LATEST EDITION OF ALL LOCAL, STATE, AND NATIONAL CODES COVERING THE TYPE OF WORK BEING PERFORMED.
17. PROVIDE PORTABLE FIRE EXTINGUISHERS IN ACCORDANCE WITH NFPA 101. SEE APPENDIX "E" OF NFPA 101 FOR DISTRIBUTION OF EXTINGUISHERS.
18. ALL FIRE WALLS SHALL EXTEND TIGHT TO ROOF DECK AND BE SEALED WITH AN APPROVED FIRE CAULK.
19. ALL ELECTRICAL, MECHANICAL, AND PLUMBING MATERIALS PENETRATING FIRE WALLS SHALL BE FIRE CAULKED. (PENETRATIONS THROUGH RATED CONSTRUCTION SHALL BE SEALED WITH A MATERIAL CAPABLE OF PREVENTING THE PASSAGE OF FLAMES AND HOT GASES WHEN TESTED IN ACCORDANCE WITH ASTM-E814.)
20. SERVICE COUNTERS SHALL HAVE AN ACCESSIBLE WRITING SURFACE IN COMPLIANCE WITH ADAAG ACCESSIBILITY GUIDELINES 2010, SECTION 902.3.

DAMMON ENGINEERING, INC.
LOUISIANA & MISSISSIPPI
www.dammonengineering.com
info@dammonengineering.com
PH: 985.649.5832

Chief Engineer: Brian Mistich, PE
554 Old Spanish Trail
Slidell, LA 70458

#	DESCRIPTION	REVISIONS	DATE

SEAL:

PRO MULTIS LACOMBE CHAPEL

PN: VORTISCH ROAD AND LA HWY 434
LACOMBE, LOUISIANA 70445

JOB No:	2254	DATE:	12-13-18
DRAWN BY:	CKD	CHECKED BY:	CKD

The dimensions, details, specifications, images and all graphic representations shown on these drawings are the property of Dammon Engineering, Inc. and shall not be reproduced, copied, or used in any other manner without prior written permission of Dammon Engineering, Inc. Contractor shall verify all dimensions, conditions, and all equipment specified prior to ordering or installation of any equipment. Contractor shall be responsible for all dimensions and conditions shown on these drawings. Any discrepancies shall be reported to the Engineer before work is performed. Contractor shall be responsible for all costs incurred for work performed prior to receipt of written approval from Dammon Engineering. Project owner's sole source of contact is the Dammon Engineering, Inc. Project Manager.

SHEET TITLE:
ARCHITECTURAL FLOOR PLAN

DRAWING NUMBER:

A101

SHEET No: 2 of 3

FILE NAME: J:_DAMMON\2200 - 2254 Lacombe Chapel - MS\Drawings\Current Drawings\A101.dwg PLOT DATE & TIME: Wednesday, January 30, 2019 4:07:58 PM

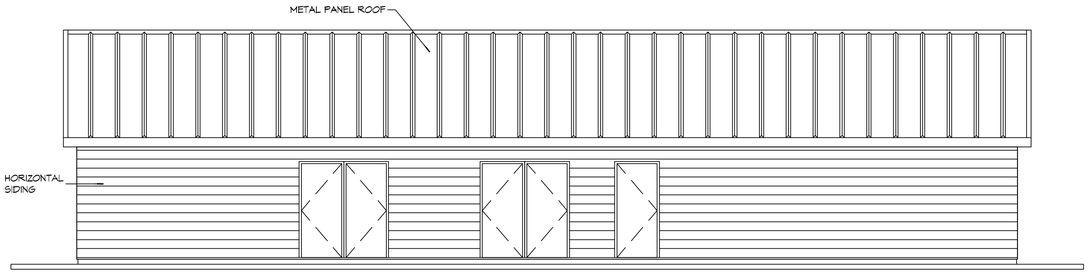

6 EXTERIOR ELEVATION
SCALE: 3/16" = 1'-0"
SOUTH

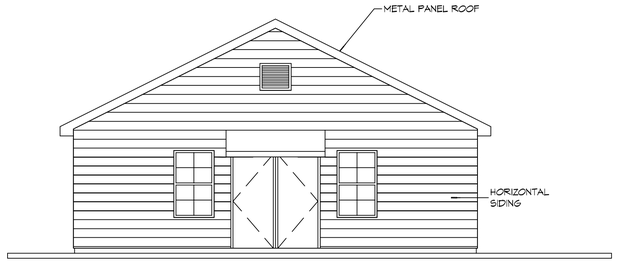

5 EXTERIOR ELEVATION
SCALE: ##########
WEST

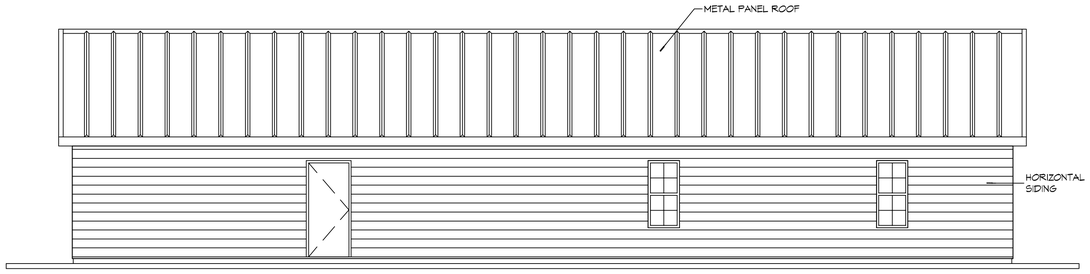

4 EXTERIOR ELEVATION
SCALE: ##########
NORTH

3 EXTERIOR ELEVATION
SCALE: ##########
EAST

DAMMON ENGINEERING, INC.
LOUISIANA & MISSISSIPPI
www.dammonengineering.com
info@dammonengineering.com
PH: 985.649.5832
Chief Engineer: Brian Mistich, PE
554 Old Spanish Trail
Slidell, LA 70458

REVISIONS

#	DESCRIPTION	DATE

SEAL:

PRO MULTIS LACOMBE CHAPEL

PW VORTECH ROAD AND LA HWY 434
LACOMBE, LOUISIANA 70445

JOB No:	23591	DATE:	12-13-16
DRAWN BY:	CKD	CHECKED BY:	CKD

The these drawings and specifications, designs and arrangements represented thereby are property of Dammon Engineering, Inc. and shall not be used in any way detrimental to the interests of Dammon Engineering, Inc. and shall not be loaned, copied or disclosed without written consent of Dammon Engineering, Inc. Copyright 2016 Dammon Engineering, Inc. Revisions, Alterations, Repairs, Field Changes, or any other modifications to the drawings and specifications shall be made only by a licensed professional engineer.

SHEET TITLE:
EXTERIOR ELEVATIONS

DRAWING NUMBER:
A201

SHEET No: 3 of 3

FILE NAME: J:_DAMMON\23591 - Pro Multis Lacombe Chapel_ = NEW\Drawings\Current Drawings\A201 elevations.dwg PLOT DATE & TIME: Wednesday, January 30, 2019 4:49:39 PM