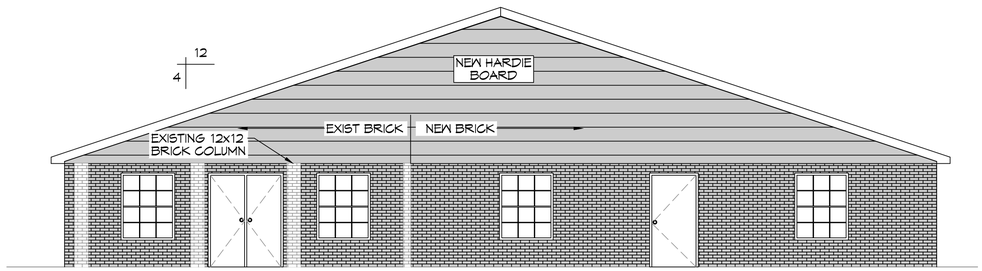

14 FRONT ELEVATION PLAN
SCALE: 3/16"=1'-0"



15 RIGHT ELEVATION PLAN
SCALE: 3/16"=1'-0"

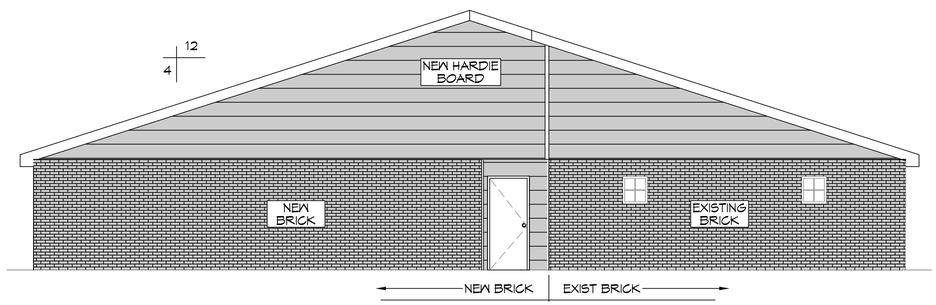

16 REAR ELEVATION PLAN
SCALE: 3/16"=1'-0"

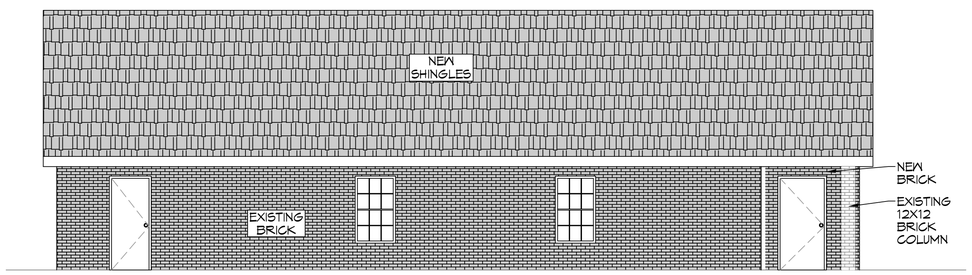

17 LEFT ELEVATION PLAN
SCALE: 3/16"=1'-0"

DAMMON ENGINEERING, INC.
LOUISIANA & MISSISSIPPI
www.dammonengineering.com
Web: dammonengineering.com
PH: 985.649.5832 F: 985.641.5950
Chief Engineer: Brian Mistich, PE
5540 Oakridge Trail
Slidell, LA 70458

REVISIONS

#	DESCRIPTION	DATE

COMMUNITY BAPTIST CHURCH
59413 BADON RD
SLIDELL, LA 70460

JOB No:	2483	DATE:	10/10/2023
DRAWN BY:	CKD	CHECKED BY:	JMS

THESE DRAWINGS AND SPECIFICATIONS, AS INSTRUMENTS OF SERVICE, ARE AND SHALL REMAIN THE PROPERTY OF DAMMON ENGINEERING, INC. AND ARE TO BE USED ONLY FOR THE PROJECT FOR WHICH THEY HAVE BEEN PREPARED AND SHALL NOT BE LOANED OR REPRODUCED WITHOUT WRITTEN CONSENT OF DAMMON ENGINEERING, INC. VISUAL CONTACT WITH THESE DRAWINGS AND SPECIFICATIONS SHALL CONSTITUTE PROOF OF ACCEPTANCE OF THE RESTRICTIONS SUBJECT TO THE ABOVE.

SHEET TITLE:
ELEVATION PLAN

DRAWING NUMBER:
A102

SHEET No: 10 of 15

FILE NAME: J:\-DAMMON\1483 - Community Baptist Church Slidell\Drawings\Current Drawings\A100 - Elevation Plan.dwg PLOT DATE & TIME: Tuesday, October 10, 2023 7:24:21 AM