

**SIDEWALKS:**

- 1) ALL SIDEWALKS SHALL BE CONSTRUCTED OF PORTLAND CEMENT CONCRETE WITH A COMPRESSIVE STRENGTH OF 2,000 P.S.I. AT TWENTY-EIGHT DAYS AND A MINIMUM THICKNESS OF FIVE INCHES.
- 2) ALL SIDEWALKS TO HAVE A WIDTH OF FIVE FEET AND SHALL BE CONSTRUCTED AS PER THE LOCATION SHOWN ON THE SITE PLAN.
- 3) ALL SIDEWALKS SHALL BE SCORED TO A DEPTH OF 3/4" AT FOUR FOOT INTERVALS WITH EXPANSION JOINTS PLACED AT TWENTY FOOT INTERVALS.
- 4) EXPANSION JOINTS SHALL BE CONSTRUCTED OF 1/2" THICK PRE-MOLDED EXPANSION MATERIAL WITH ALL CORNERS TO BE FORMED BY EXPANSION JOINTS.
- 5) ANY SIDEWALK OR ROUTE THAT IS NOT AT A LEVEL ELEVATION AT ITS INTERSECTION WITH A DRIVEWAY OR STREET WILL BE REQUIRED TO INSTALL A CURB RAMP AT A MAXIMUM SLOPE OF 1:12 WITH A MAXIMUM RISE OF 30" AND A MINIMUM LEVEL STRAIGHT CURB SEGMENT OF 48".
- 6) THE TEXTURE OF THE DRIVEWAY AND INTERSECTION HANDICAP RAMPS SHALL BE CONSTRUCTED OF A NON-SLIP SURFACE. ACCOMPLISHED BY "BROOMING" THE RAMP SURFACE AND GROOVING 2-3 INCH SPACING AT RIGHT ANGLE DIRECTIONS. GROOVES TO BE APPROXIMATELY 1/4" DEEP x 1/8" WIDE.
- 7) ALL SIDEWALKS SHALL BE SLOPED 1" TOWARDS THE ADJACENT STREET OR DRIVEWAY.
- 8) CONTRACTOR SHALL CONTACT THEIR REGULATORY DEPARTMENT OF ENGINEERING PRIOR TO ANY WORK BEING DONE WITHIN THE PARISH OR CITY RIGHT OF WAY OR SERVITUDE.

**DRIVEWAYS:**

- 1) ALL DRIVEWAYS BETWEEN STREET AND PROPERTY LINE SHALL BE CONSTRUCTED OF PORTLAND CEMENT CONCRETE WITH A COMPRESSIVE STRENGTH OF 4,000 P.S.I. AT TWENTY-EIGHT DAYS AND A MINIMUM THICKNESS OF 6".
- 2) ALL DRIVEWAYS BETWEEN STREET AND PROPERTY LINE CONNECTING WITH AN EXISTING ROADWAY SHALL BE CONSTRUCTED IN ACCORDANCE WITH THE DETAIL PROVIDED ON PAVING PLAN.
- 3) EXACT LOCATIONS OF ROADWAY AND DRIVEWAY CURBING WILL BE DETERMINED IN THE FIELD BY A REPRESENTATIVE OF THE REGULATORY DEPARTMENT OF ENGINEERING.
- 4) CONTRACTOR SHALL CONTACT THEIR REGULATORY DEPARTMENT OF ENGINEERING PRIOR TO THE FORMING OF DRIVEWAYS CONNECTING TO THE ROADWAY.

**PARKING LOTS:**


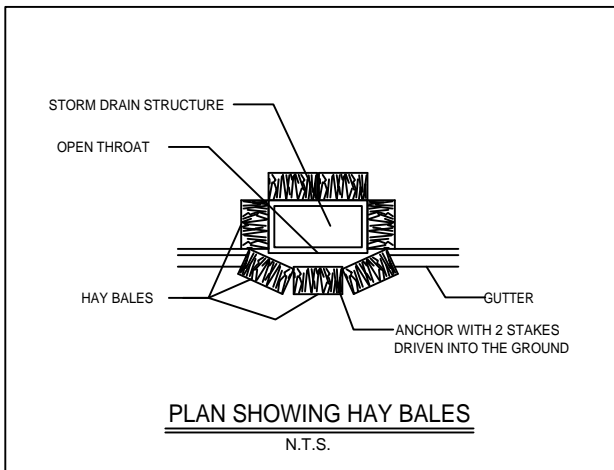
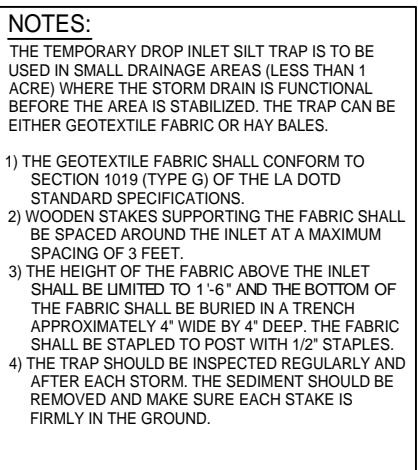
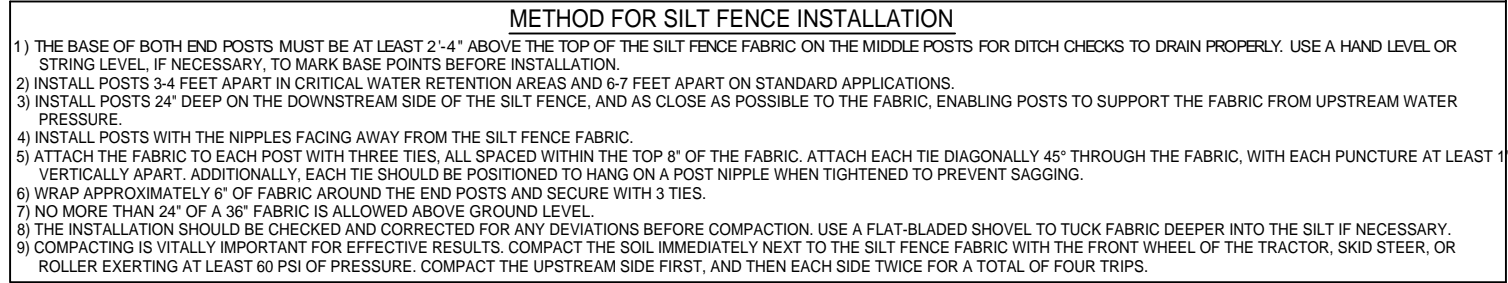
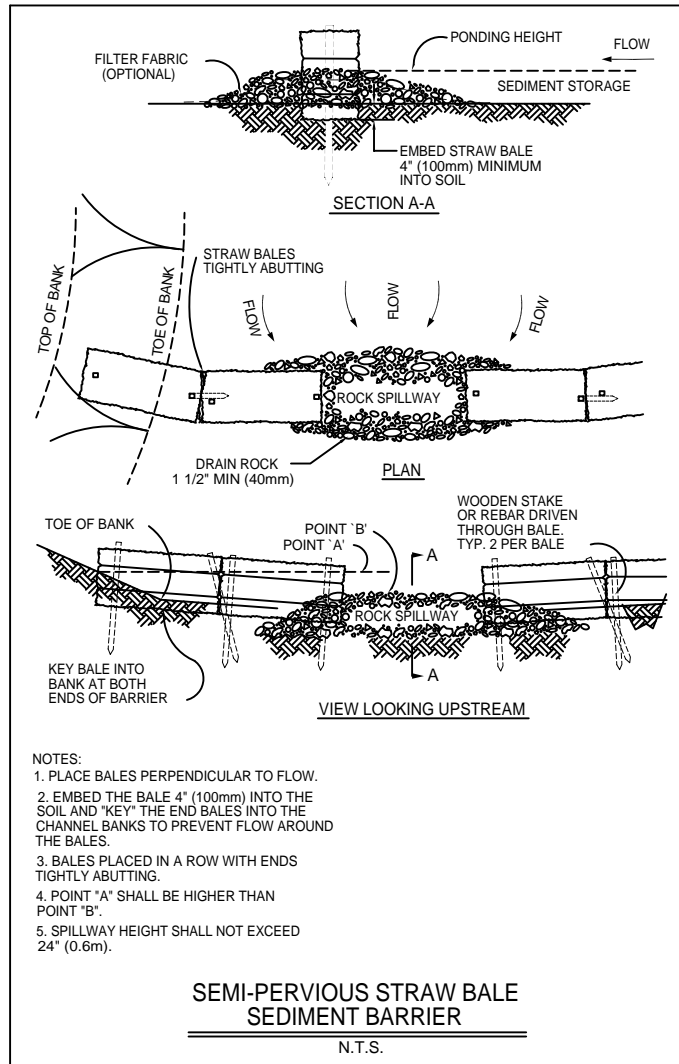
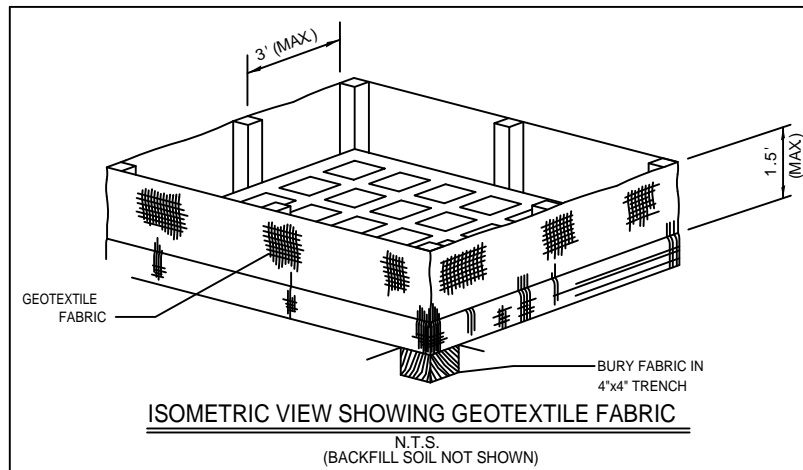
- 1) PARKING STALLS MUST BE STRIPED WITH A 4" WIDE CONTRASTING STRIPE (YELLOW ON CONCRETE, AND YELLOW OR WHITE ON ASPHALT PARKING LOTS).
- 2) HANDICAP PARKING SPACES TO BE DESIGNATED BY BLUE STRIPING AND EITHER A BLUE SYMBOL ON A WHITE BACKGROUND, OR A WHITE SYMBOL ON A BLUE BACKGROUND. HANDICAP PARKING STALLS REQUIRE THE INSTALLATION OF PROPER SIGNAGE.
- 3) ALL WHEEL STOPS AND CONCRETE CURBS SHALL BE CONSTRUCTED IN ACCORDANCE WITH THE DETAILS PROVIDED ON THE PAVING PLAN.
- 4) ALL PARKING SPACES TO BE LAID OUT AS SHOWN ON THE PAVING PLANS, UNLESS OTHERWISE INDICATED.

**DRAINAGE:**

- 1) CONCRETE STRENGTH TO BE 4,000 P.S.I. MINIMUM AT TWENTY-EIGHT DAYS.
- 2) WHEN BOX IS 7'-0" OR LESS IN HEIGHT USE ONE LAYER OF BRICK. WHEN BOX IS 7'-0" BUT LESS THAN 12'-0" IN HEIGHT USE TWO LAYERS OF BRICK.
- 3) ALL MASONRY TO BE LAID WITH RUNNING BOND AND HEADER COURSE (EVERY FOURTH LAYER).
- 4) ALL WALLS TO BE PLASTERED 1/2" THICK INSIDE AND OUTSIDE.
- 5) 12" LIMESTONE BEDDING FOUNDATION SHALL BE REQUIRED UNDER ALL MANHOLES AND BASINS.
- 6) WHEN THE DEPTH OF BOX OR MANHOLE IS 4'-0" OR GREATER THE INSTALLATION OF STEPS WILL BE REQUIRED IN ACCORDANCE WITH PUBLIC WORKS STANDARDS.
- 7) THE MINIMUM DRAIN SIZE ACCEPTABLE FOR ANY INSTALLATION ON PUBLIC RIGHT OF WAY SHALL BE 24" IN DIAMETER.
- 8) CONTRACTOR WILL CONTACT THEIR REGULATORY DEPARTMENT OF ENGINEERING PRIOR TO WORK DONE WITHIN THE PARISH, CITY RIGHT OF WAYS, OR SERVITUDES.

**TRAFFIC CONTROLS:**

ANY WORK WITHIN THE ROADWAY OR ADJACENT TO THE ROADWAY CAUSING AN INTERFERENCE TO VEHICULAR TRAFFIC REQUIRES PRIOR TO THE PARISH OR CITY TRAFFIC ENGINEERING DIVISION, AND MUST CONFORM TO THE REQUIREMENTS SET FORTH BY THE UNIFORM MANUAL OF TRAFFIC CONTROL DEVICES OF THE STATE OF LOUISIANA. THE CONTRACTOR MUST FURNISH ALL NECESSARY TRAFFIC SIGNS AND/OR BARRICADES AND MAINTAIN THEM DURING CONSTRUCTION ACTIVITY.



**DAMMON ENGINEERING, INC.**

CHIEF ENGINEER  
EMMETT DAMMON, P.E.

CHIEF ARCHITECT  
ROBERT WILTSE

1095 FLORIDA AVENUE  
SLIDELL, LA. 70458  
OFFICE: 985-649-5832  
FAX: 985-641-5950

WEBSITE:  
WWW.DAMMONENGINEERING.COM

EMAIL:  
DAMMONENG@BELLSOUTH.NET

- ARCHITECTURE
- ENGINEERING
- STUDIES
- PLANNING
- INVESTIGATION
- EXPERT WITNESS

CECIL BOYD  
CAR WASH  
4TH ST & EAST HALL  
LOT 1, 3, & 5

SILT FENCE  
DETAILS

REV:

SCALE: AS NOTED

JOB#: 2074

DATE: 07-29-10

SHEET

C-6

OF