

DAMMON ENGINEERING, INC.

CHIEF ENGINEER
EMMETT DAMMON, P.E.

CHIEF ARCHITECT
ROBERT WILTSE

554 OLD SPANISH TRAIL
SLIDELL, LA. 70458
OFFICE: 985-649-5832
FAX: 985-641-5950

WEBSITE:
WWW.DAMMONENGINEERING.COM

EMAIL:
DAMMONENG@BELL.SOUTH.NET

ARCHITECTURE

ENGINEERING

STUDIES

PLANNING

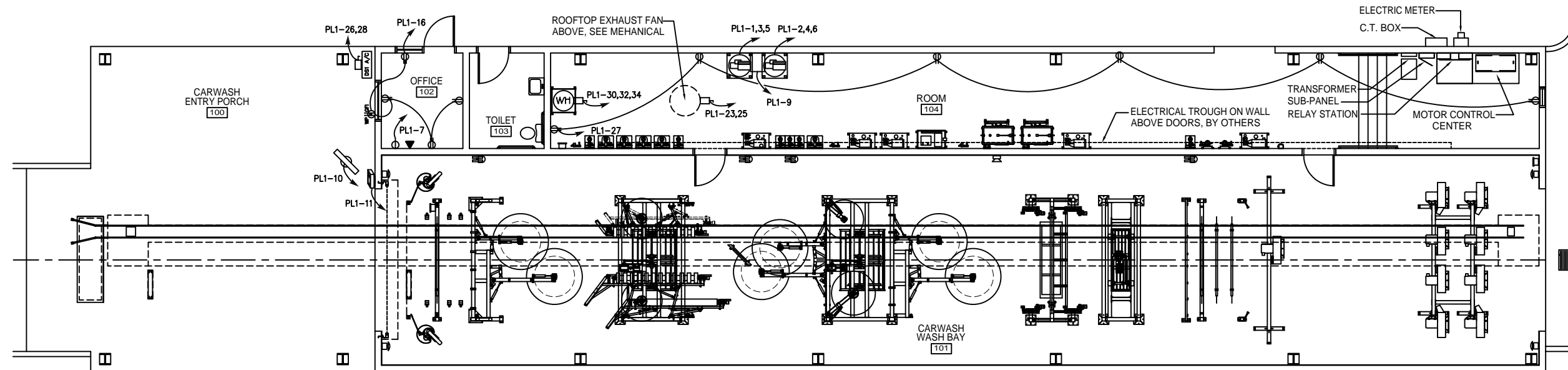
INVESTIGATION

EXPERT WITNESS

RAIN FOREST CARWASH

3017
PONTCHARTRAIN
DRIVE
SLIDELL, LA
70458

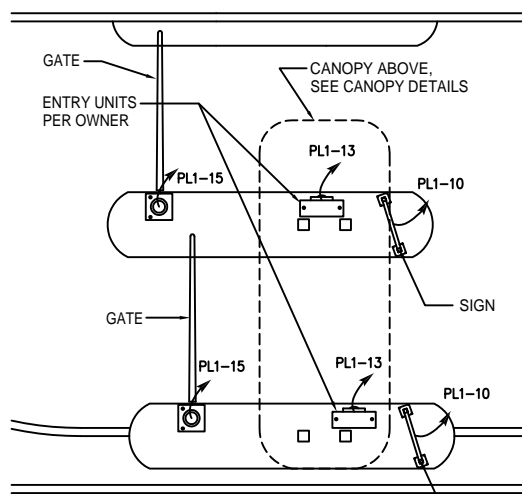
ELECTRICAL POWER PLAN



ELECTRICAL POWER PLAN

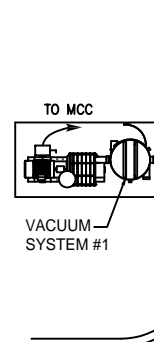
SCALE: 3/16"=1'-0"

NOTE: SEE EQUIPMENT SUPPLIER'S DRAWINGS FOR EQUIPMENT'S ELECTRICAL, CONDUIT, AND WIRING REQUIREMENTS PRIOR TO COMMENCING ANY WORK.



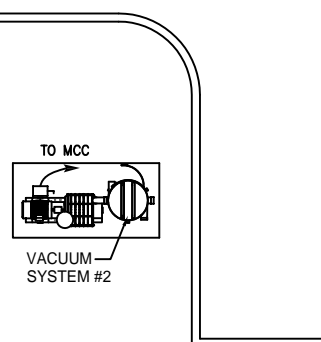
CARWASH PAY STATIONS

SCALE: 3/16"=1'-0"



VACUUM SYSTEM #1

SCALE: 3/16"=1'-0"



VACUUM SYSTEM #2

SCALE: 3/16"=1'-0"

POWER LEGEND

- ⊕ - RECEPTACLE 20A 115V
- ⊕ - GFI RECEPTACLE 20A 115V
- ⊕ - GFI WEATHERPROOF RECEPTACLE
- ⊕ - POWER PANEL
- ⊕ - DEDICATED RECEPTACLE 20A 110V
- ⊕ - DISCONNECT
- ▶ - TELEPHONE

RESPONSIBILITY MATRIX	SUPPLIED BY	INSTALLED BY
ELECTRICAL TROUGH	SUPPLIER	ELECTRICIAN
MOTOR CONTROL	SUPPLIER	ELECTRICIAN
TRANSFORMER	SUPPLIER	ELECTRICIAN
3Ø ELECTRIC WATER HEATER	SUPPLIER	ELECTRICIAN
SUB PANEL	ELECTRICIAN	ELECTRICIAN
LIGHTING	ELECTRICIAN	ELECTRICIAN

ELECTRICAL NOTES

1. ALL WORK SHALL CONFORM TO THE LATEST EDITION OF THE NATIONAL ELECTRICAL CODE, THE GOVERNING ELECTRICAL CODE AND ALL OTHER INSPECTION DEPARTMENTS HAVING JURISDICTION. OBTAIN CERTIFICATES OR APPROVAL WHERE REQUIRED.
2. ALL MATERIALS FURNISHED SHALL BE NEW AND SHALL BE U.L. LISTED.
3. THE DRAWINGS INDICATE SIZE AND GENERAL LOCATION OF WORK. SCALE DIMENSIONS SHALL NOT BE USED. THE EXACT LOCATION AND LOCATION OF ALL LIGHTING FIXTURES, RECEPTACLES AND TELEPHONE OUTLETS, ETC. SHALL BE DETERMINED BY ACTUAL CONDITIONS IN THE FIELD.
4. PRIOR TO BIDDING, CONTRACTOR SHALL VISIT THE JOB SITE AND FAMILIARIZE THEMSELVES WITH THE EXISTING CONDITIONS.
5. ELECTRICAL CONTRACTOR SHALL COORDINATE HIS WORK WITH OTHER TRADES AND WITH OTHER CONTRACTORS WHOSE WORK MAY AFFECT THIS INSTALLATION.
6. ELECTRICAL CONTRACTOR SHALL COORDINATE INCOMING ELECTRICAL SERVICE WITH UTILITY COMPANY AND INCLUDE IN HIS BID ALL CHARGES AND FEES INCURRED IN MODIFICATIONS.
7. WHERE MORE THAN ONE SWITCH OCCURS IN THE SAME LOCATION, THEY SHALL BE INSTALLED IN A GANG TYPE BOX UNDER ONE COVER PLATE.
8. ELECTRICAL CONTRACTOR, BEFORE INSTALLING ANY OF THE WORK, SHALL SEE THAT IT DOES NOT INTERFERE WITH CLEARANCES REQUIRED FOR FINISHED COLUMNS, HUNG CEILINGS, PLASTER, PARTITIONS, WALLS, ETC. AS SHOWN IN THE ARCHITECTURAL DRAWINGS AND DETAILS. IF ANY WORK IS INSTALLED AND IT LATER DEVELOPS THAT SUCH DETAILS OR DESIGN CANNOT BE FOLLOWED, THE CONTRACTOR, AT HIS OWN EXPENSE, SHALL MAKE SUCH CHANGES IN THE WORK AS DIRECTED BY THE ARCHITECT. AS WELL AS TO PERMIT THE INSTALLATION OF THE ARCHITECTURAL WORK AS SHOWN ON THE PLANS AND DETAILS.
9. PERFORM TEST REQUIRED BY THE OWNER OR THE ENGINEER IN CONNECTION WITH THE OPERATION OF THE ELECTRICAL SYSTEM IN THE BUILDING.
10. ALL TESTS SHALL BE MADE IN ACCORDANCE WITH THE LATEST STANDARD OF THE IEEE AND THE NATIONAL ELECTRICAL CODE.
11. MINIMUM CONDUCTOR SIZE SHALL BE #12, 600V INSULATION. MINIMUM SIZE CONDUIT SHALL BE 3/4" EMT FOR INTERIOR USE, AND 3/4" RIGID ALUMINUM FOR EXTERIOR USE. USE CONDUIT # WIRE OR TYPE MC CABLE COPPER, FOR LIGHTS AND RECEPTACLE CIRCUITS. EXTERIOR FITTINGS SHALL BE CAST BOXES AND COVERS. INTERIOR FITTINGS SHALL BE CAST WHERE EXPOSED ON WALLS. STAMPED BOXES MAY BE USED ABOVE CEILINGS IN AIR CONDITIONED SPACES. WHERE LAY IN FIXTURES ARE IN USE, USE 1 1/2 IS ALLOWED FOR 6" WIFS.
12. ALL ELECTRICAL SWITCHES AND RECEPTACLES SHALL BE RATED AT NOT LESS THAN 20 AMPS.
13. CONTRACTOR SHALL INSTALL WIRING AND OTHER CIRCUIT COMPONENTS TO MATCH EQUIPMENT ACTUALLY INSTALLED.
14. BONDING AND GROUNDING SHALL BE IN ACCORDANCE WITH NFPA 70:230-63, NFFR 250-23, 250-71 & 250-72.
15. GROUND NEUTRAL IN ACCORDANCE WITH NFPA 70:250-23b.
16. FUSES SHALL BE ITT CLASS K5, 250 VOLT, 200,000 AMP INTERRUPTING CAP.
17. EXTERIOR LIGHTING SHALL BE SHADED OR INWARDLY DIRECTED IN SUCH A MANNER SO THAT NO DIRECT LIGHTING OR GLARE IS CAST BEYOND THE PROPERTY LINE. THE INTENSITY OF SUCH LIGHTING SHALL NOT EXCEED ONE FOOT CANDLE AS MEASURED AT THE ABUTTING PROPERTY LINE.
18. ALL ELECTRICAL, MECHANICAL AND PLUMBING PENETRATING FIRE PARTITIONS SHALL BE FIRE CAULKED. (PENETRATIONS THROUGH RATED CONSTRUCTION SHALL BE SEALED WITH A MATERIAL CAPABLE OF PREVENTING THE PASSAGE OF FLAMES AND HOT GASES WHEN TESTED IN ACCORDANCE WITH ASTM-E814.)
19. ALL ABOVE GROUND PVC TO BE SCHEDULE 80.
20. SCOTTSDALE LIGHT FIXTURES ARE MULTI-TAPPED AND MUST BE SET AT 120 VOLT SINGLE PHASE.

REV:

SCALE: AS NOTED

JOB#: 2085

DATE: 03-23-11

SHEET 23

E-1

OF 25