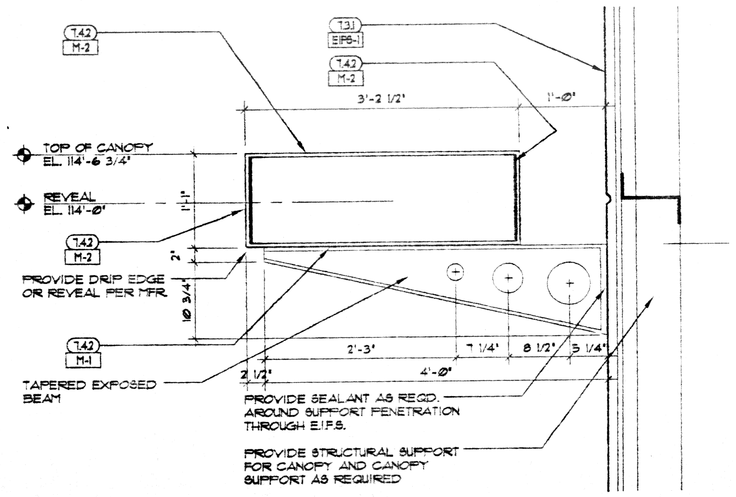

5 A4.4 **CANOPY SECTION**
1" = 1'-0"

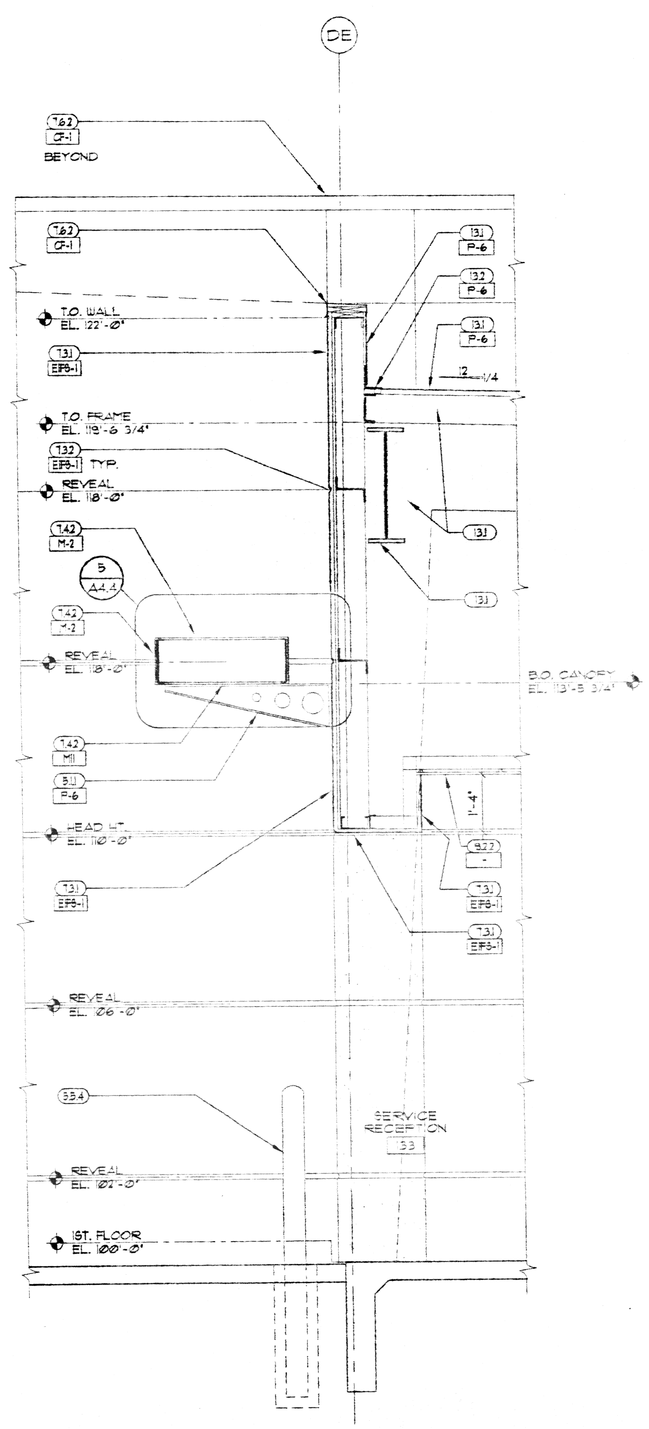

4 A4.4 **WALL SECTION**
1/2" = 1'-0"

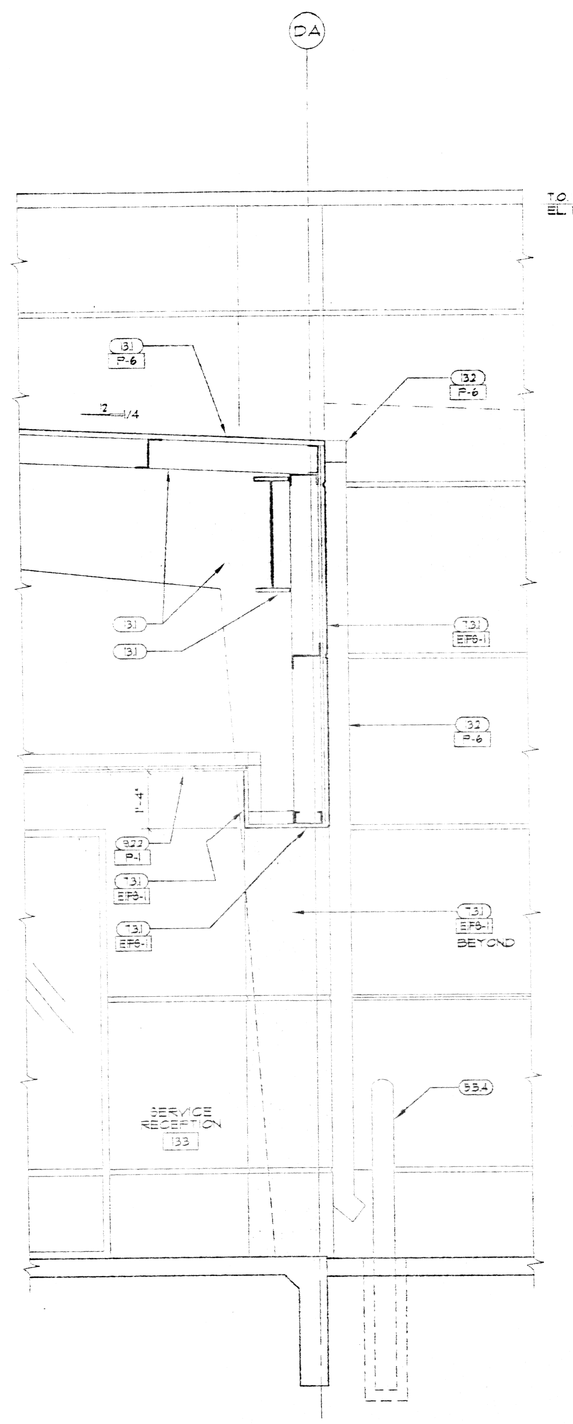

3 A4.4 **WALL SECTION**
1/2" = 1'-0"

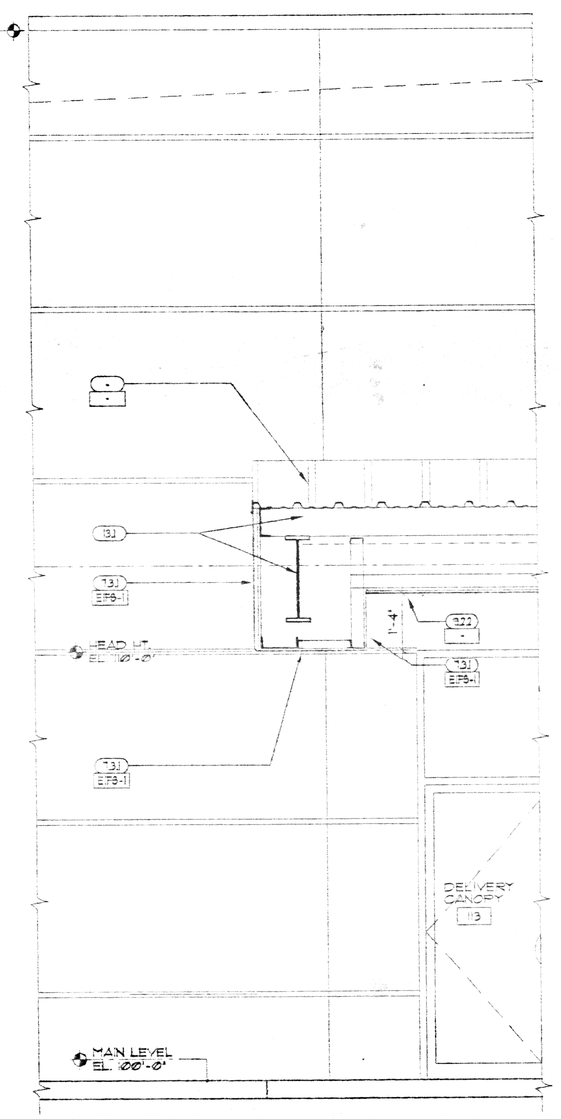

2 A4.4 **WALL SECTION**
1/2" = 1'-0"

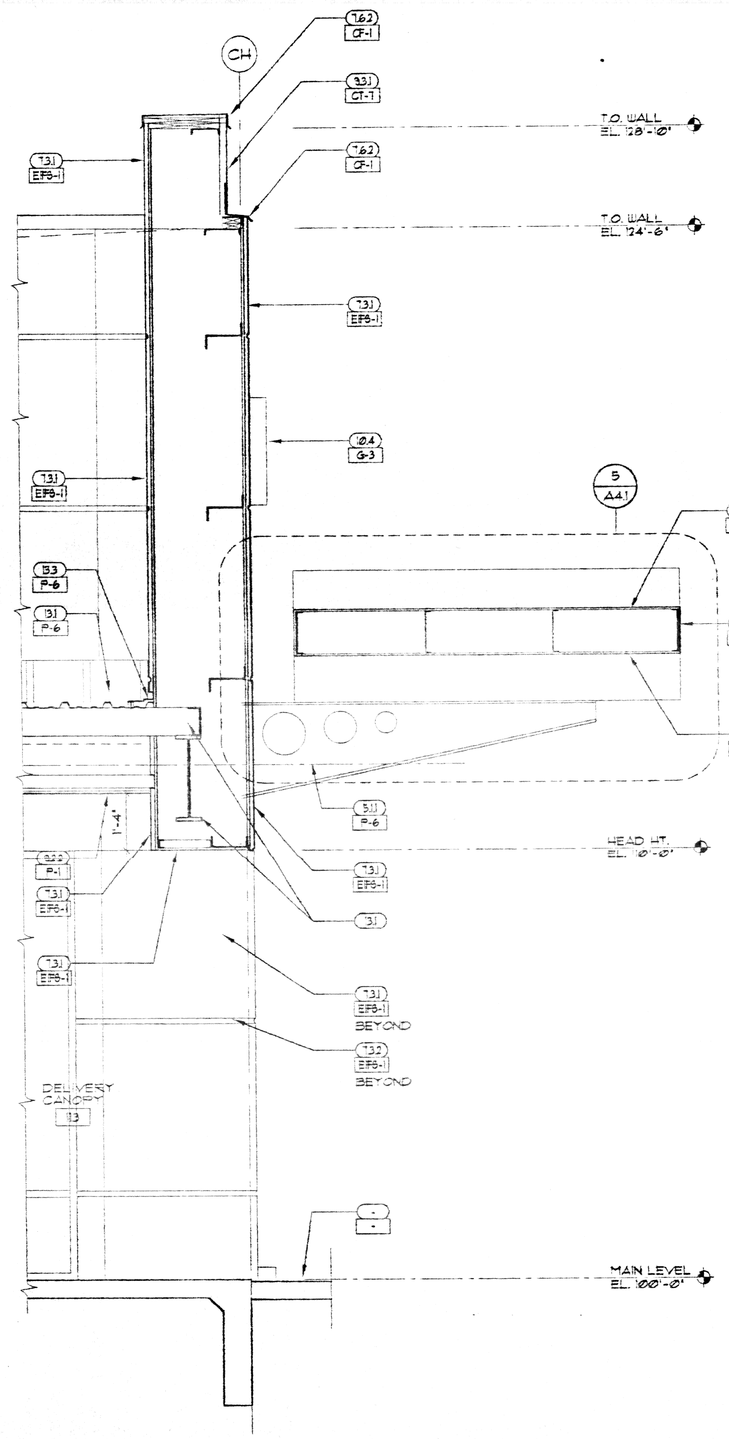

1 A4.4 **WALL SECTION**
1/2" = 1'-0"

KEYED NOTES

- 2.1 RE: CIVIL FOR EXTERIOR PAVING
- 2.7.1 1/2" EXP. JT.
- 3.3.1 CONCRETE FOUNDATION RE: STRUCT.
- 3.3.2 CONC SLAB ON PREPARED GRADE
- 3.3.3 CONC FLOOR ON MTL DECK
- 4.8.1 CMU WALL, RE: STRUCT FOR REINF.
- 5.1.1 STEEL BEAM, RE: STRUCT.
- 5.1.2 STEEL COLUMN, RE: STRUCT.
- 5.2.1 STEEL JOIST, RE: STRUCT.
- 5.3.1 STEEL DECK, RE: STRUCT.
- 5.4.1 COLD FORMED STEEL FRAMING, RE: STRUCT.
- 5.4.2 5/8" GYP. SHEATHING
- 5.4.3 AIR INFILTRATION BARRIER
- 5.5.1 STEEL STAIRS
- 5.5.2 1 1/2" DIAM. STL. PIPE GUARDRAIL/HANDRAIL
- 5.5.4 6" DIA PIPE BOLLARD
- 6.1.1 3/4" EXTERIOR GRADE PLYWOOD
- 6.1.2 WOOD BLOCKING-NON COMB.
- 6.4.1 PLAS. LAM. COUNTERTOP
- 6.4.2 PLAS. LAM. CABINETS
- 6.4.3 WOOD SHELVES
- 7.2.1 BATT INSUL WHERE REQUIRED, SEE SECTIONS
- 7.2.2 ACOUSTICAL BATT INSULATION
- 7.3.1 E.I.F.S. MECH ATTACH.
- 7.3.2 E.I.F.S. FORMED REVEAL
- 7.4.1 HONDA COLOR COMPOSITE METAL PANELS
- 7.4.2 HONDA CANOPY/ WAVE
- 7.6.2 24 GA. GALV. SHT. MTL. COPING
- 7.9.1 SEALANT JOINT
- 8.1.1 H.M. DOOR AND FRAME
- 8.2.1 S.C. WOOD DOOR
- 8.3.1 ACCESS PANEL
- 8.3.2 COILING FIRE DOOR-1 HR
- 8.3.3 OVERHEAD SECTIONAL DOOR
- 8.3.4 COILING COUNTER SHUTTER
- 8.4.1 ANOD. ALUM. STOREFRONT/ ENTRANCE/WINDOWS
- 8.4.2 ANOD. ALUM. FLASHINGS/TRIM TO MATCH STOREFRONT SYSTEM
- 8.8.1 1" "LOW E" GLAZING
- 8.8.3 1/4" CLEAR GLAZING
- 9.1.1 METAL STUD PARTITION OR FURRING, RE: SCHED.
- 9.1.2 SLIP JOINT
- 9.2.2 SUSP. GYP. BD. CEILING.
- 9.2.3 5/8" GYP. BD. TYPE "X".
- 9.2.4 5/8" GYP. SOFFIT BD.
- 9.3.1 CERAMIC TILE
- 9.3.2 PORCELAIN TILE
- 9.5.1 ACOUSTICAL PANEL CEILING (S.A.T.C.)
- 9.6.1 RESILIENT TILE FLOORING
- 9.6.2 RESILIENT BASE
- 9.6.3 CARPET
- 9.9.1 PAINT
- 9.9.2 EPOXY PAINT
- 9.9.3 FIBERGLASS PANEL (F.R.P.)
- 9.9.4 VINYL WALL COVERING (V.W.C.)
- 10.1.1 TOILET COMPARTMENT
- 10.4.1 SIGNAGE BY OWNER
- 10.4.1 SIGN
- 10.5.1 LOCKERS
- 10.5.2 FIRE EXTINGUISHER
- 10.8.1 TOILET ACCESSORIES RE: SCHED.
- 11.1 EQUIPMENT BY OWNER
- 12.1 SYS. FURNITURE BY OTHERS G.C. COORD. INSTALLATION
- 13.1 METAL BUILDING SYSTEM
- 13.2 GUTTER
- 13.3 FLASHING
- 15.2 RE: MECH FOR PLUMBING FIXTURES
- 15.3 RE: MECH FOR HVAC
- 16.1 RE: ELEC FOR LIGHTING

NOTE:
REFER TO STRUCTURAL DRAWINGS FOR ALL FOUNDATIONS

THOMAS PARTNERSHIP
ARCHITECTURE-PLANNING
3000 SOUTH VINE STREET, DENVER, COLORADO 80210 PHONE (303) 589-7504 FAX (303) 691-0790

HONDA OF SLIDELL
NEW FACILITY
SLIDELL, LA.

DATE:	2/12/03
DRAWN BY:	CBT/JW/WH
SCALE:	AS NOTED
JOB NUMBER:	2002.1
DRAWING TITLE:	WALL SECTIONS

A4.4