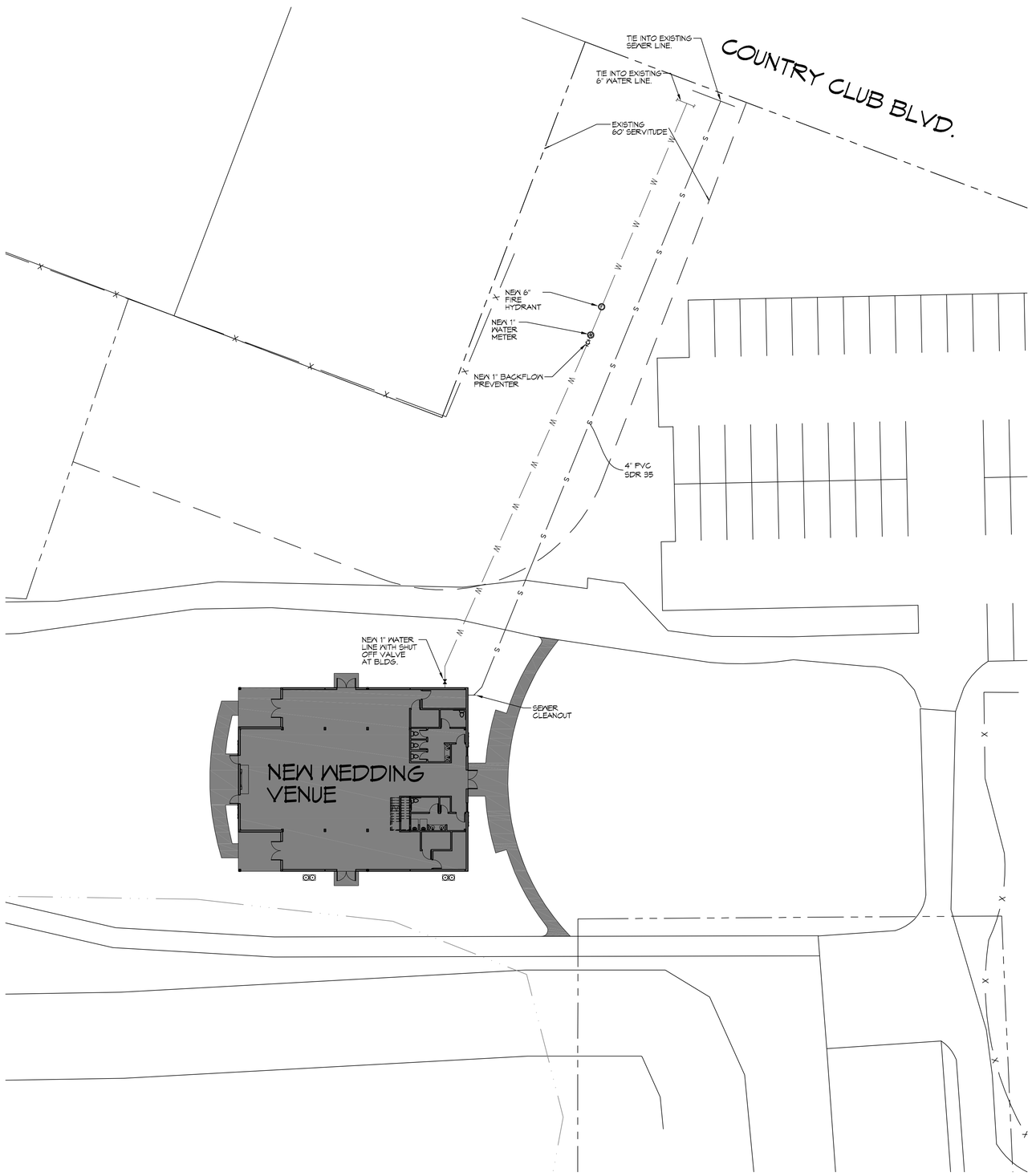

1 SITE UTILITY PLAN
SCALE: 1"=20'-0"

NOTE:

1. FOR SEWER AND WATER TIE-INS CALL BILLY PALMISANO WITH THE CITY OF SLIDELL PUBLIC UTILITY DEPARTMENT @ 985-646-4291.

GENERAL SITE NOTES

1. PROVIDE ALL LABOR, MATERIAL AND EQUIPMENT FOR A COMPLETE OPERATING SYSTEM. CONTRACTOR IS TO FIELD VERIFY ALL EXISTING UTILITY LOCATIONS, ELEVATIONS, AND INVERTS PRIOR TO COMMENCING ANY WORK. CONTRACTOR SHALL PAY NECESSARY FEES FOR THE UTILITIES CONNECTIONS.
2. CONTRACTOR TO BE RESPONSIBLE TO VERIFY ANY INVERTS AND SET NEW INVERTS OF SEWAGE AND DRAINAGE PIPES.
3. ALL WORK AND MATERIAL TO COMPLY STRICTLY TO THE LATEST LOCAL CITY PARISH, STATE, AND NATIONAL GOVERNING CODES.
4. SEWAGE LINES 3" AND SMALLER SHALL BE SLOPED 1/4" PER FOOT AND LINES THAT ARE 4" AND LARGER SHALL BE SLOPED 1/8" PER FOOT.
10. CONTRACTOR SHALL CONTACT LOUISIANA ONE CALL PRIOR TO COMMENCEMENT OF SITE EXCAVATION.

SITE UTILITIES LEGEND

- W — NEW WATER LINE
- S — NEW SEWER LINE
- P — NEW ELECTRICAL LINE

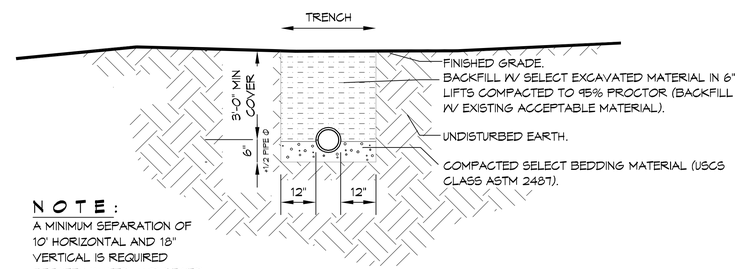

NOTE:
A MINIMUM SEPARATION OF 10' HORIZONTAL AND 18" VERTICAL IS REQUIRED BETWEEN WATER AND SEWER LINES

2 DETAIL
SCALE: N.T.S.
SEWER AND WATER SEPERATION

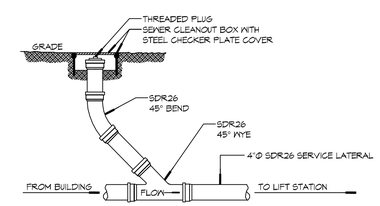

3 DETAIL
SCALE: N.T.S.
SEWER CLEAN OUT

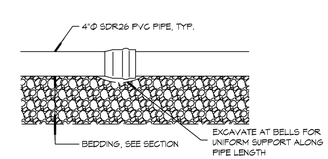

4 DETAIL
SCALE: N.T.S.
TYPICAL PIPE BEDDING

DAMMON ENGINEERING, INC.
LOUISIANA & MISSISSIPPI
www.dammonengineering.com
info@dammonengineering.com
PH: 985.649.5832
Chief Engineer: Brian Mistich, PE
554 Old Spanish Trail
Slidell, LA 70458

#	DESCRIPTION	DATE

REVISIONS

STATE OF LOUISIANA
BRIAN A. MISTICH
License No. 30187
PROFESSIONAL ENGINEER

NEW BUILDING
PINEWOOD WEDDING VENUE
405 COUNTRY CLUB BLVD.
SLIDELL LA. 70458

JOB No: 2324 | DATE: 01-30-18
DRAWN BY: CKD | CHECKED BY: CKD

This drawing and specification, design, and arrangements represented thereby are and shall remain the property of Dammon Engineering, and no part thereof shall be copied, disclosed to others, or used in connection with any work or project other than the specified project for which it is prepared and delivered. Visual contact with these drawings or specifications shall constitute conclusive evidence of acceptance of these restrictions.

SHEET TITLE:
SITE UTILITY PLAN

DRAWING NUMBER:
C102

SHEET No: 2 of # 2

FILE NAME: J:\In Commercial\2324 - Kaufman County Club\Drawings\Current Drawings\C102 - Site Utilities .dwg PLOT DATE & TIME: Tuesday, February 20, 2018 2:54:28 PM