

**SITE LEGEND**

- Handicap Parking
- Proposed Curb Site
- Boundary Line
- Center Line of Road
- Setbacks

**GENERAL NOTES**

1. All center line of road curb radii to be 23' unless otherwise noted.
2. All vacuum spaces are 11' unless otherwise noted.
3. All parking spaces are 9' unless otherwise noted.

**PRELIMINARY PLAN NOTE**

This plan has been prepared with the best available information provided by the customer, without the benefit of a survey in some cases. The engineer has not conducted any code research regarding, but not limited to, permitted uses, setbacks, buffers, access, required parking, landscaping, far, ISR, storm water management, utilities, right of way acquisition or easements to benefit accurate layout orientation and configuration.



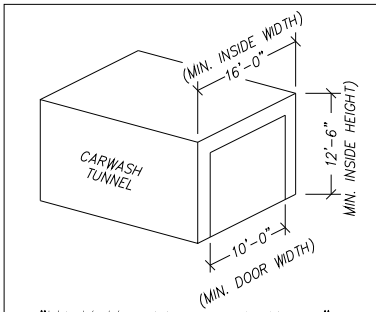
**DISCLAIMER:** Although building codes have been considered in developing this drawing, verification of site specific conditions and compliance with Federal, State & local building codes is the exclusive responsibility of the Customer and/or Architect & Engineer. These drawings reflect requirements for SONNY'S FURNISHED EQUIPMENT ONLY unless otherwise noted. Please refer to other manufacturers, if any, for their requirements.

**CONFIDENTIAL WARNING:** This sheet contains and constitutes confidential information, images, & trade secrets of SONNY'S Enterprises, Inc. Any unauthorized use or disclosure to any or portion thereof, is strictly prohibited. This work is the exclusive property of SONNY'S Enterprises, Inc. All Rights Reserved.

**18388-C6- RAINFOREST MAGEE**  
 Scale: N.T.S. Location: MS

Sheet	Rev.
01	-2-

**CARWASH LAYOUT**  
**"DRAFT"**  
 © 2018 SONNY'S ENTERPRISES, INC. 5605 Hiatus Road, Tamarac, FL 33321 USA. TEL. 800-327-8723  
<http://www.SonnysDirect.com>  
**SONNY'S**  
**The CarWash Factory**  
 Date: 06.22.18  
 Revision Date: 08.15.18  
 Created By: LV  
 Revised By: JCH  
 Checked By:



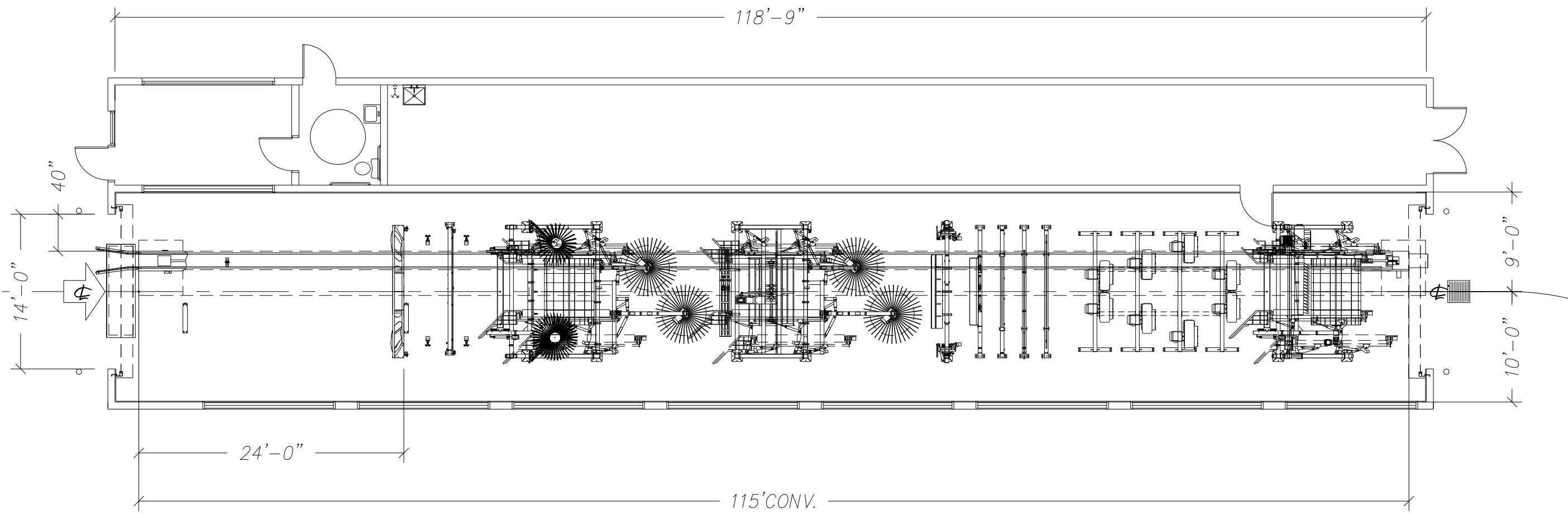
**"MINIMUM TUNNEL CLEARANCES"**

ASSUMES  $\phi$  EQUIP. =  $\phi$  BUILDING

**"MINIMUM EQUIPMENT ROOM CLEARANCES"**

MIN. INSIDE HEIGHT = 11'-0"

MIN. INSIDE WIDTH = 8'-0"



**DISCLAIMER:** Although building codes have been considered in developing this drawing, verification of site specific conditions and compliance with Federal, State & local building codes is the exclusive responsibility of the Customer and/or Architect & Engineer. These drawings reflect requirements for SONNY'S FURNISHED EQUIPMENT ONLY unless otherwise noted. Please refer to other manufacturers, if any, for their requirements.

**CONFIDENTIAL WARNING:** This sheet contains and constitutes confidential information, images, & trade secrets of SONNY'S Enterprises, Inc. Any unauthorized use or disclosure to any or portion thereof, is strictly prohibited. This work is the exclusive property of SONNY'S Enterprises, Inc. All Rights Reserved.

**18388-C6- RAINFOREST MAGEE**

Scale: N.T.S.

Location: MS

Sheet	Rev.
02	-2-

CARWASH LAYOUT

"DRAFT"

© 2018 SONNY'S ENTERPRISES, INC.

5605 Hiatus Road, Tamarac, FL. 33321 USA. TEL. 800-327-8723



<http://www.SonnysDirect.com>

Date:	06.22.18
Revision Date:	08.15.18
Created By:	LV
Revised By:	JCH
Checked By:	

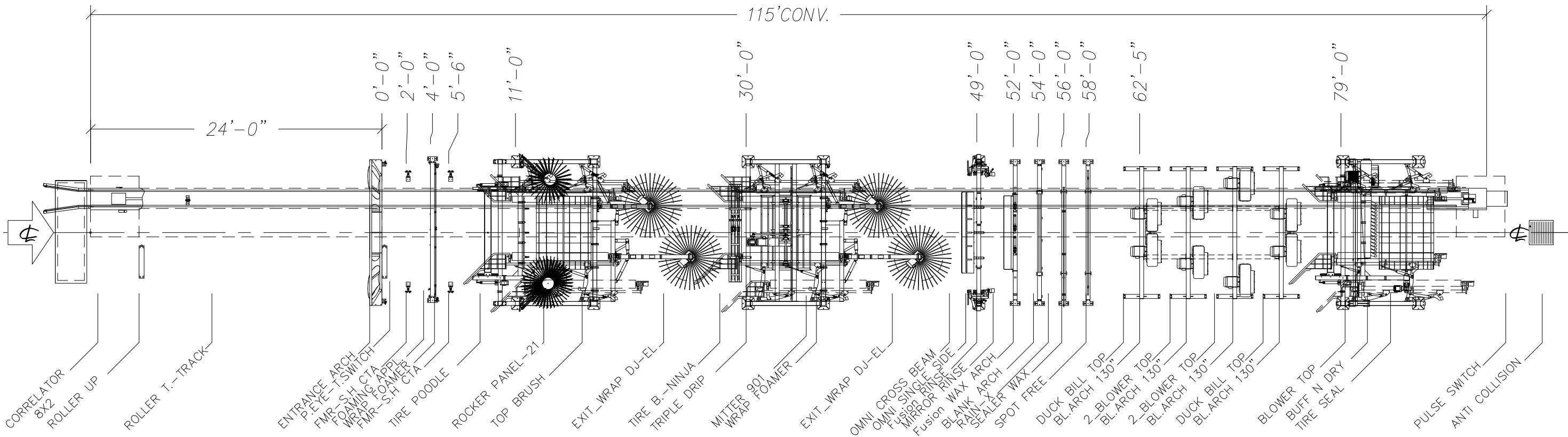
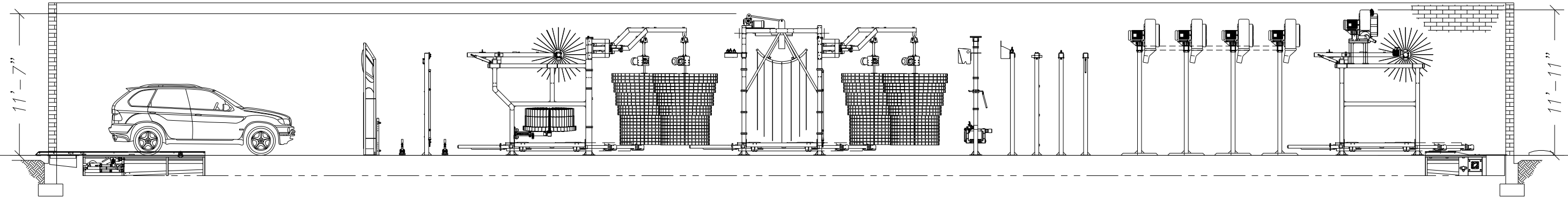
Date:	06.22.18
Revision Date:	08.15.18
Created By:	LV
Revised By:	JCH
Checked By:	

**SONNY'S**  
The Car Wash Factory  
<http://www.SonnysDirect.com>

5605 Hiatus Road, Tamarac, FL 33321 USA. TEL. 800-327-8723

CARWASH LAYOUT

"DRAFT"



**DISCLAIMER:** Although building codes have been considered in developing this drawing, verification of site specific conditions and compliance with Federal, State & local building codes is the exclusive responsibility of the Customer and/or Architect & Engineer. These drawings reflect requirements for SONNY'S FURNISHED EQUIPMENT ONLY unless otherwise noted. Please refer to other manufacturers, if any, for their requirements.

**CONFIDENTIAL WARNING:** This sheet contains and constitutes confidential information, images, & trade secrets of SONNY'S Enterprises, Inc. Any unauthorized use or disclosure to any or portion thereof, is strictly prohibited. This work is the exclusive property of SONNY'S Enterprises, Inc. All Rights Reserved.

18388-C6- RAINFOREST MAGEE

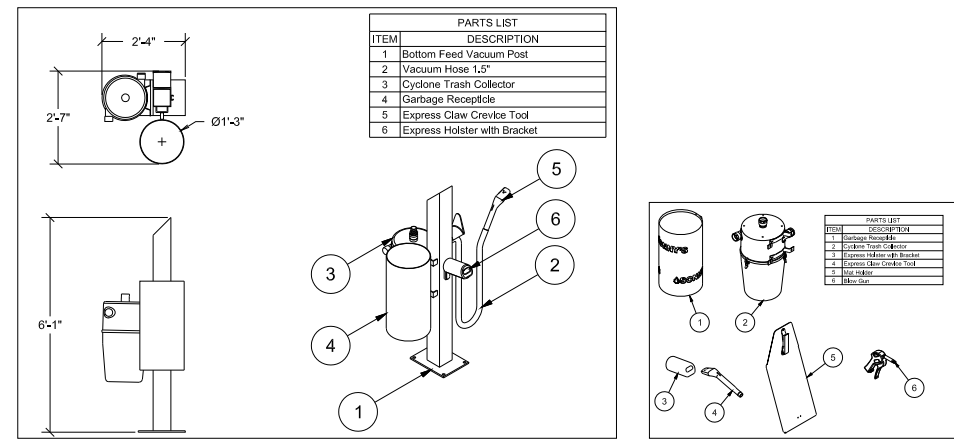
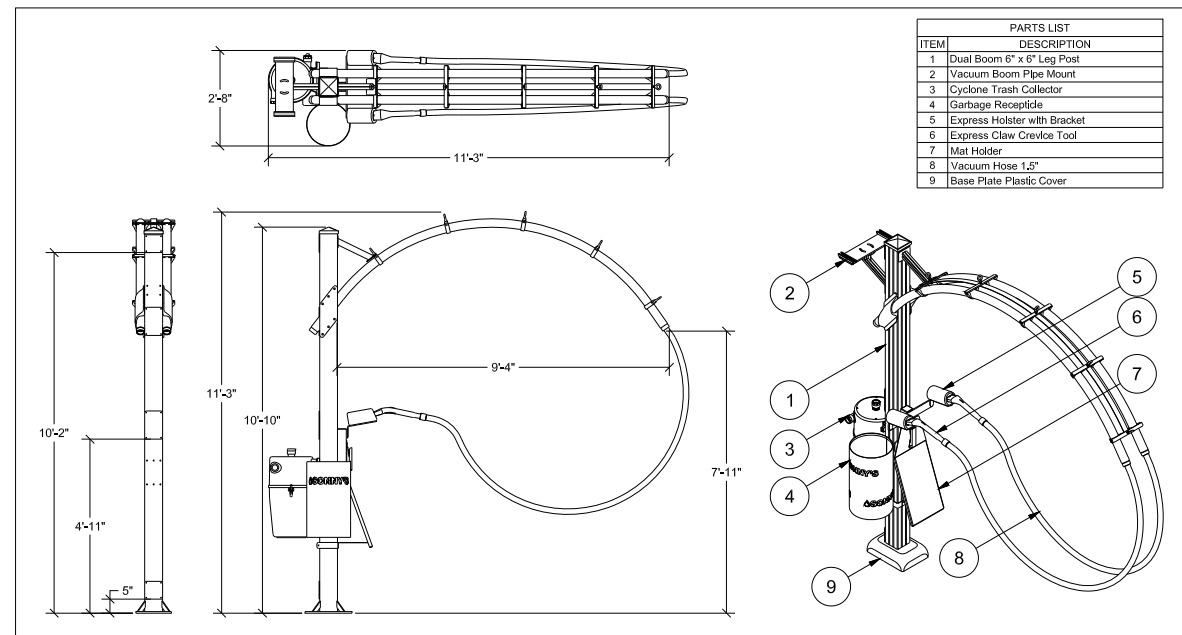
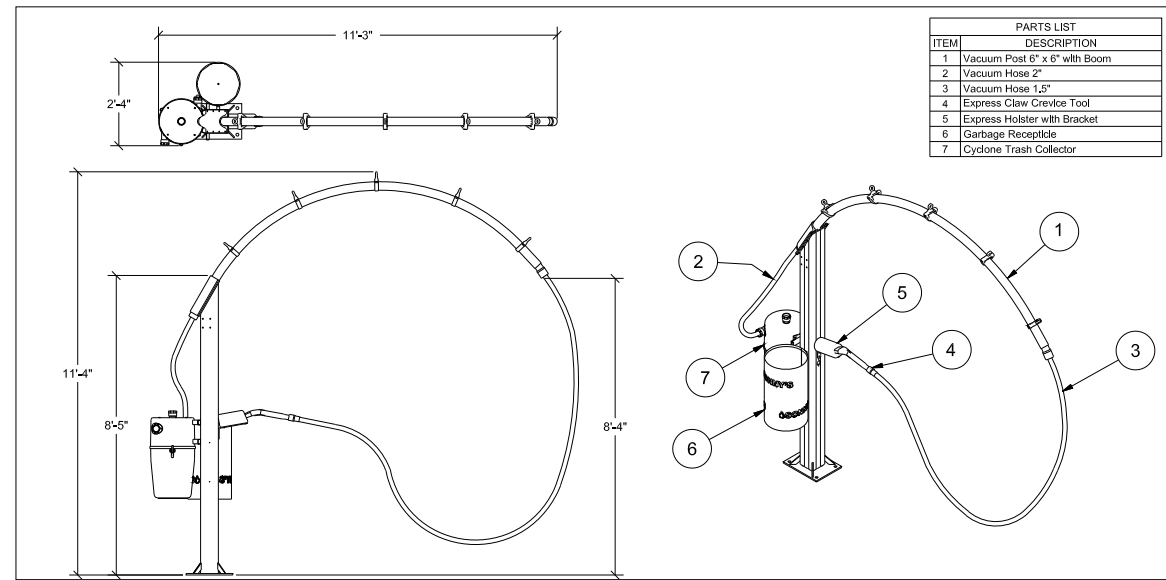
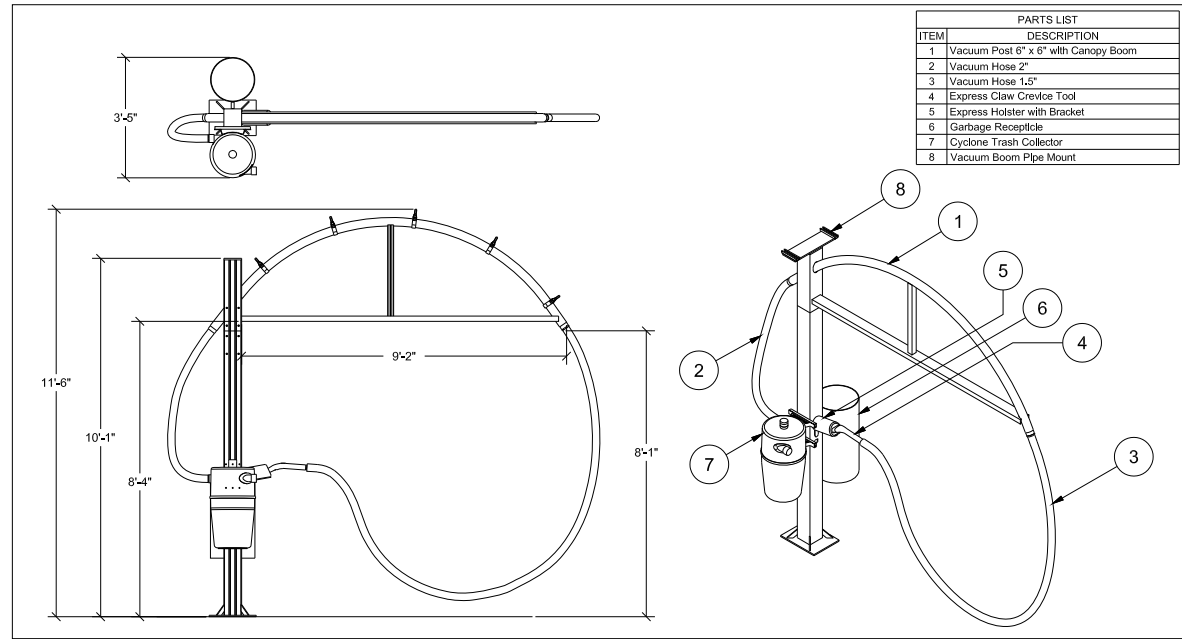
Scale: N.T.S. Location: MS

Sheet	Rev.
03	-2-

Date:	06.22.18
Revision Date:	08.15.18
Created By:	LV
Revised By:	JCH
Checked By:	



CARWASH LAYOUT  
 "DRAFT"  
 © 2018 SONNY'S ENTERPRISES, INC. 5605 Hiatus Road, Tamarac, FL 33321 USA. TEL: 800-327-8723



**DISCLAIMER:** Although building codes have been considered in developing this drawing, verification of site specific conditions and compliance with Federal, State & local building codes is the exclusive responsibility of the Customer and/or Architect & Engineer. These drawings reflect requirements for SONNY'S FURNISHED EQUIPMENT ONLY unless otherwise noted. Please refer to other manufacturers, if any, for their requirements.

**CONFIDENTIAL WARNING:** This sheet contains and constitutes confidential information, images, & trade secrets of SONNY'S Enterprises, Inc. Any unauthorized use or disclosure to any or portion thereof, is strictly prohibited. This work is the exclusive property of SONNY'S Enterprises, Inc. All Rights Reserved.

18388-C6- RAINFOREST MAGEE  
 Scale: N.T.S. Location: MS

Sheet	Rev.
05	-2-