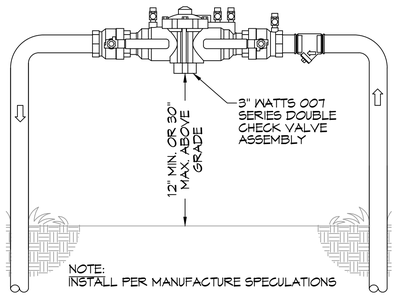

BACK FLOW PREVENTER DIAGRAM
SCALE: N.T.S. TYPICAL

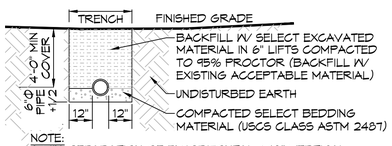

SEWER & WATER SEPERATION
SCALE: N.T.S. TYPICAL

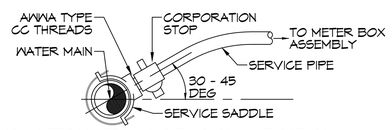

WATERSER VICE CONNECTION
SCALE: N.T.S. TYPICAL

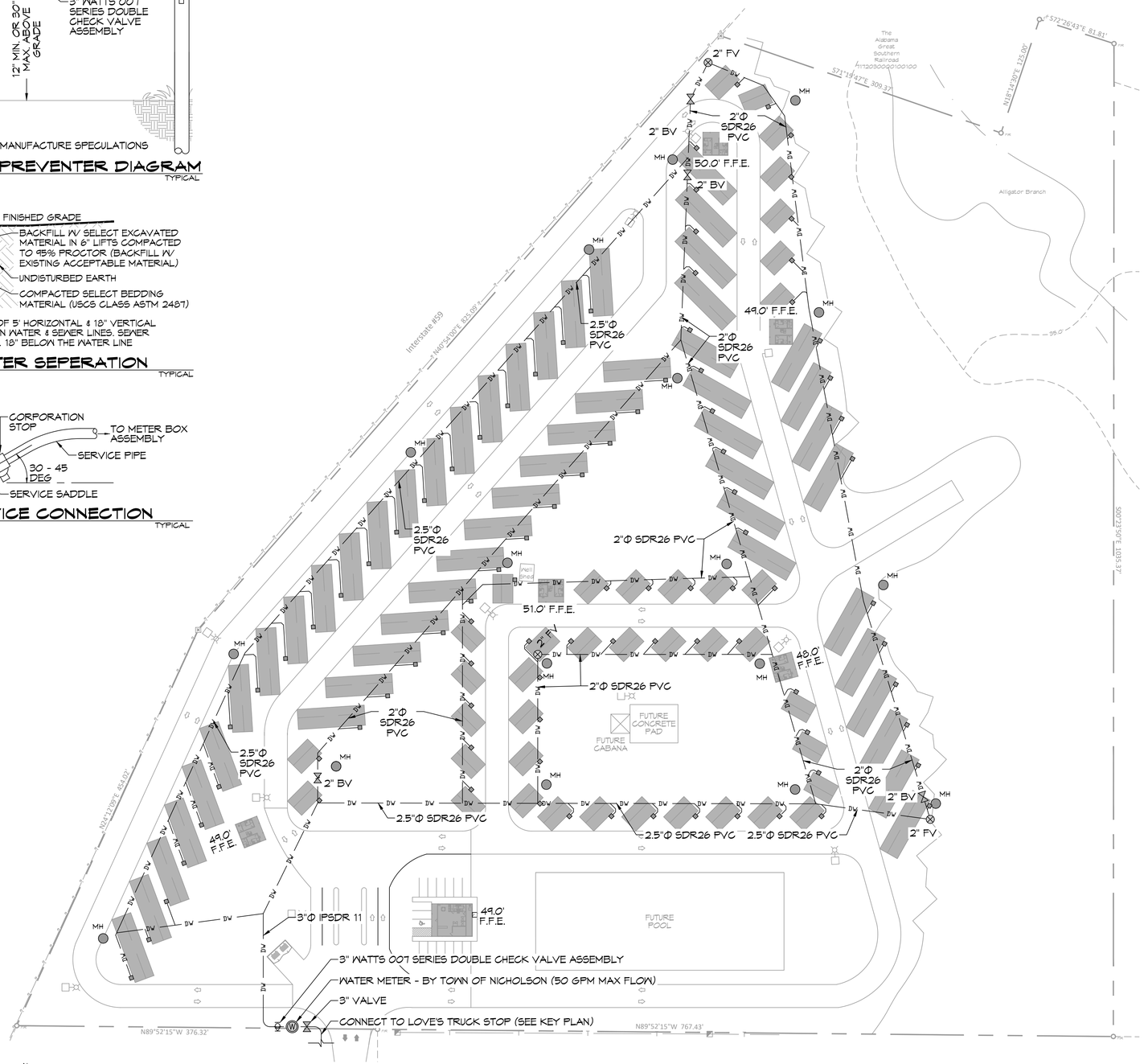

10 DOMESTIC WATER PLAN
SCALE: 1" = 60'-0"

GENERALSITE NOTES

1. PROVIDE ALL LABOR, MATERIAL AND EQUIPMENT FOR A COMPLETE OPERATING SYSTEM. CONTRACTOR IS TO FIELD VERIFY ALL EXISTING UTILITY LOCATIONS, ELEVATIONS, AND INVERTS PRIOR TO COMMENCING ANY WORK. CONTRACTOR SHALL PAY NECESSARY FEES FOR THE UTILITIES CONNECTIONS.
2. ALL WORK AND MATERIAL TO COMPLY STRICTLY TO THE LATEST LOCAL CITY, STATE, AND NATIONAL GOVERNING CODES.
3. WATER LINES SHALL BURIED MINIMUM 4'
4. SEWER LINE WHERE CROSSING A WATER LINE SHALL BE A MINIMUM OF 18" BENEATH THE WATER LINE.

SITE UTILITIES LEGEND

FLOW VALVE	BACK FLOW PREVENTION VALVE
— DW — DOMESTIC WATER	WATER METER - BY TOWN OF NICHOLSON (50 GPM MAX FLOW)
BALL VALVE	SEWAGE MAN HOLE

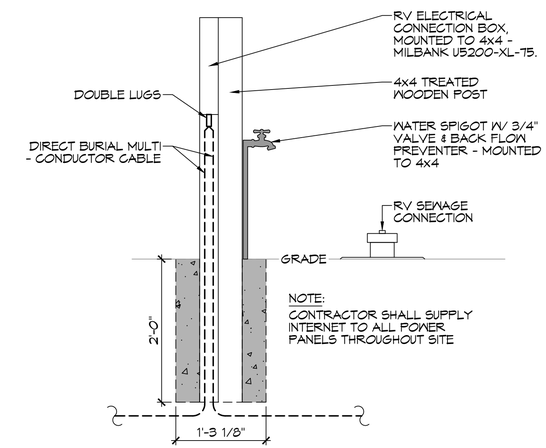

RV UTILITY CONNECTION
SCALE: N.T.S. TYPICAL

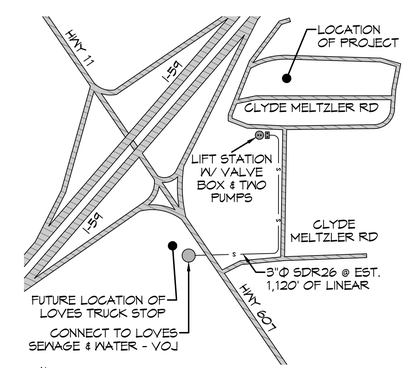

SITE KEYPLAN
SCALE: N.T.S. PROXY

DAMMON ENGINEERING, INC.
LOUISIANA & MISSISSIPPI
www.dammonengineering.com
info@dammonengineering.com
PH: 985.649.5832
Chief Engineer: Brian Mistich, PE
554 Old Spanish Trail
Slidell, LA 70458

#	DESCRIPTION	DATE

REVISIONS

SEAL:

BRIAN A. MISTICH
REGISTERED PROFESSIONAL ENGINEER
20971
STATE OF MISSISSIPPI

NEW RECREATIONAL R/V SITE
EXIT 1 R.V. RESORT, LLC.
CLYDE MELTZLER ROAD
NICHOLSON MS 39532 PP 39466

JOB No:	2436
DATE:	04-11-2022
DRAWN BY:	BAM
CHECKED BY:	CKD

This drawing is the property of Dammon Engineering, and shall not be reproduced, distributed or used for other projects without written permission. Any reproduction or distribution of this drawing, in whole or in part, without written consent of Dammon Engineering, is prohibited. Any alterations made to this drawing by other parties shall be at their own risk and Dammon Engineering shall not be liable for any damages resulting from such alterations.

SHEET TITLE:
DOMESTIC WATER PLAN

DRAWING NUMBER:
C104

SHEET No: 6 of 19