EAST WEST HALL

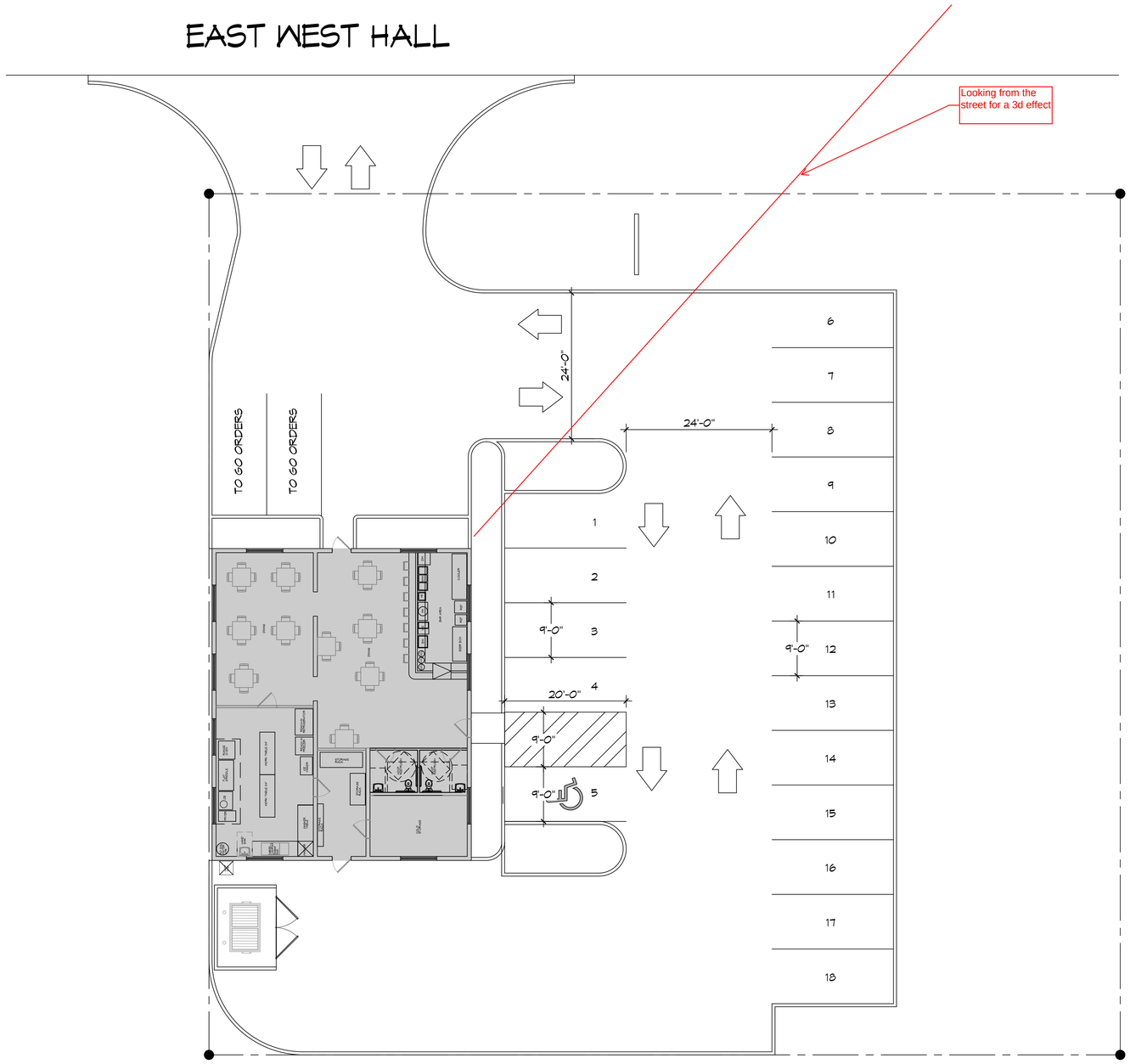

1 SITE PLAN
SCALE: 1" = 10'-0"

PARKING REQUIREMENTS

BUILDING = 2190 SQ. FT.

RESTAURANT 1 SPACE FOR EACH 150 SQ. FT. OF GROSS FLOOR AREA.
150 SQ. FT. / 2190 SQ. FT. = 14.6 PARKING SPACES

17 REGULAR PARKING SPACES PROVIDED
1 HANDICAP PARKING SPACES PROVIDED
TOTAL PARKING SPACES PROVIDED 18

TWO TO GO PARKING SPOTS

DAMMON ENGINEERING, INC.
LOUISIANA & MISSISSIPPI
www.dammonengineering.com
info@dammonengineering.com
PH: 985.649.5832
Chief Engineer: Brian Mistich, PE
554 Old Spanish Trail
Slidell, LA 70458

#	DESCRIPTION	REVISIONS	DATE

SEAL:

BUILDING LAYOUT
CECIL BOYD
153 EAST HALL
SLIDELL LA. 70459

DATE: 12-05-2022
JOB No:
DRAWN BY: CKD
CHECKED BY: JMS

The plans & drawings and specifications, designs and arrangements mentioned herein are the property of Dammon Engineering, and no part thereof shall be used for any purpose other than the specified project without the written permission of Dammon Engineering. Read contract with this drawing for additional terms and conditions. Do not scale drawings. Report any discrepancies to Dammon Engineering.

SHEET TITLE:
SITE PLAN

DRAWING NUMBER:
C101

SHEET No: 1 of 3

FILE NAME: J:\C_Commercial\Cecil Boyd Cement\Drawings\Current Drawings\C101 - Site Plan.dwg PLOT DATE & TIME: Wednesday, December 14, 2022 10:14:49 AM

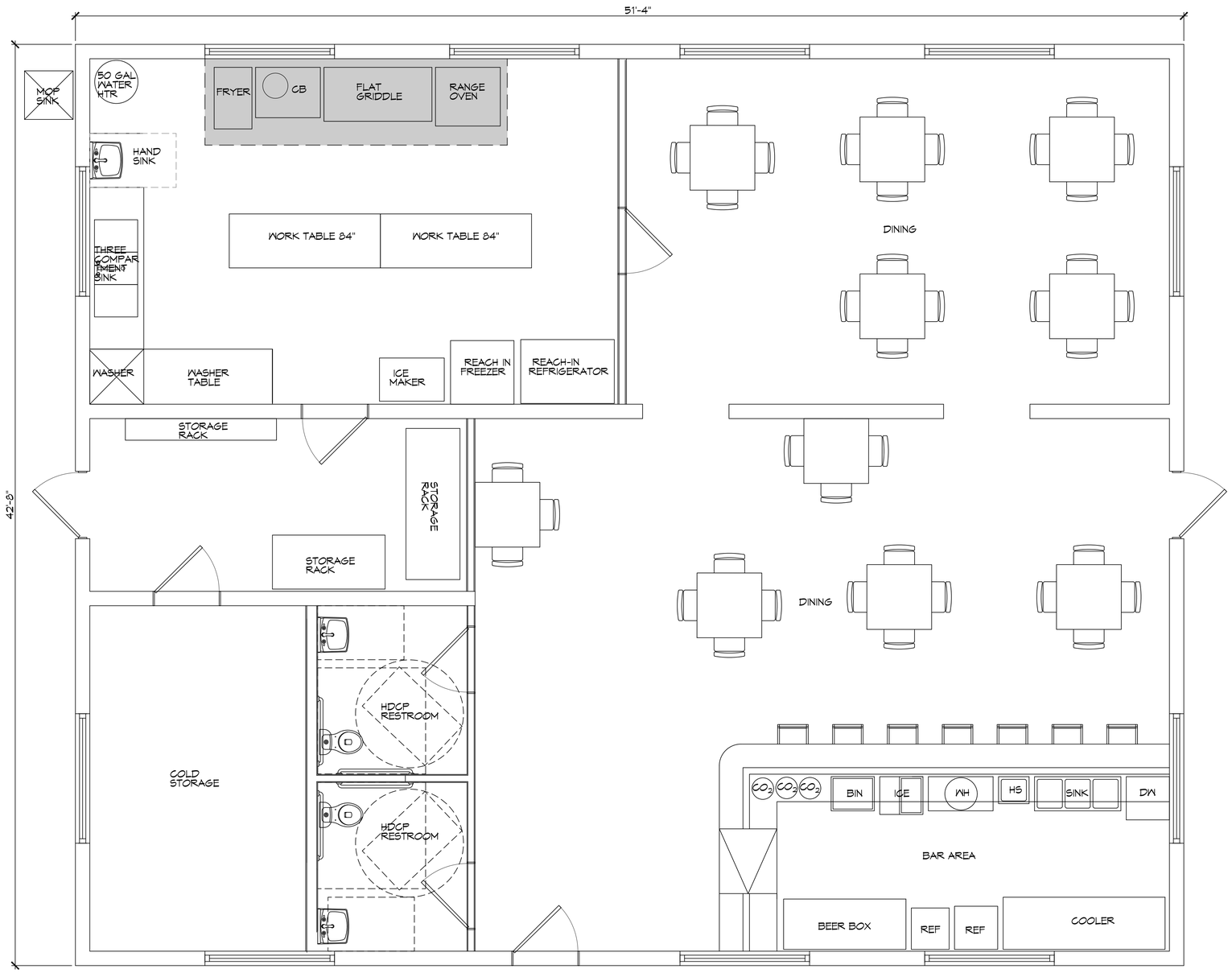

N

2 FLOOR PLAN

SCALE: 3/8"= 1'-0"

DAMMON ENGINEERING, INC.
LOUISIANA & MISSISSIPPI

Chief Engineer: Brian Mistich, PE
5544 Sisson Trail
Slidell, LA 70458

www.dammonengineering.com
info@dammonengineering.com
PH: 985.649.5832

#	DESCRIPTION	DATE

REVISIONS

SEAL:

BUILDING LAYOUT

CECIL BOYD

195 EAST HALL
SLIDELL LA 70458

JOB No:

DATE: 12-08-2022

DRAWN BY: CAD

CHECKED BY: JMS

These drawings are instruments of service and are the property of Dammon Engineering, and remain Dammon's property. The reproduction, publication or use of these drawings, specifications and other data for any purpose other than those for which they were prepared is prohibited. Any other use or reuse without written consent of Dammon Engineering is prohibited. Visual contact with these drawings or specifications shall constitute conclusive evidence of acceptance of these restrictions.

SHEET TITLE:
FLOOR PLAN

DRAWING NUMBER:

A101

SHEET No: 2 of 3

FILE NAME: J:\- Commercial\Cecil Boyd Concept\Drawings\Current Drawings\A101 - Floor Plan.dwg PLOT DATE & TIME: Wednesday, December 14, 2022 12:14:53 AM



3 FRONT ELEVATION
SCALE: 3/16"=1'-0"

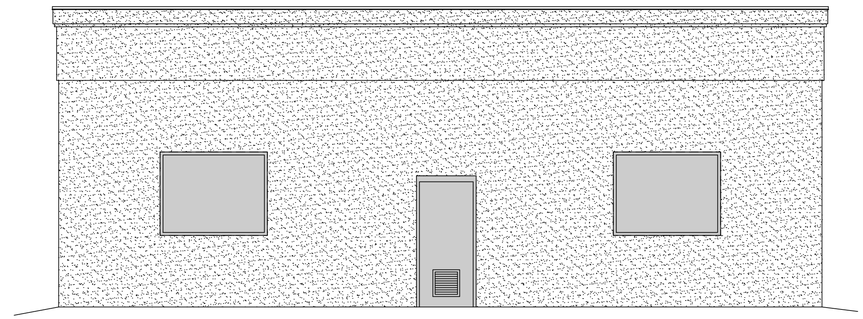

4 REAR ELEVATION
SCALE: 3/16"=1'-0"

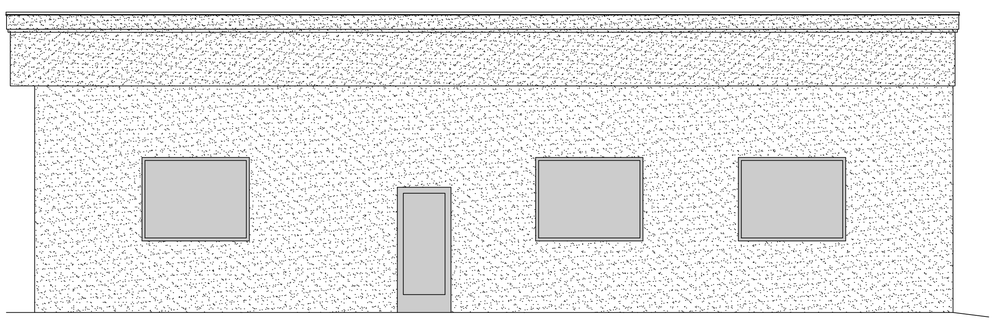

5 LEFT ELEVATION
SCALE: 3/16"=1'-0"

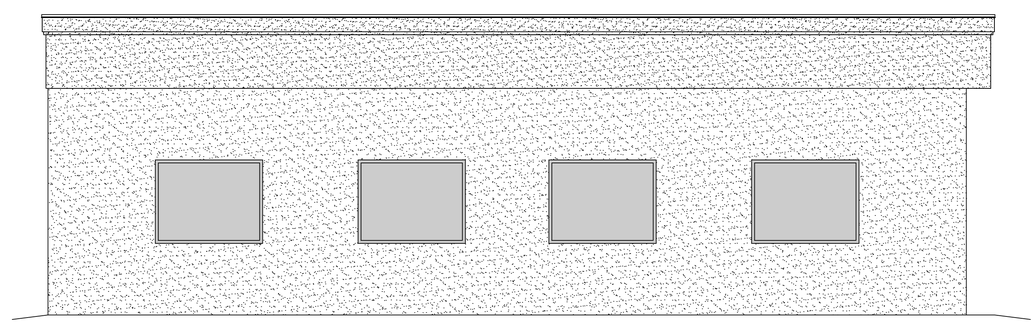

6 RIGHT ELEVATION
SCALE: 3/16"=1'-0"

DAMMON ENGINEERING, INC.
LOUISIANA & MISSISSIPPI
www.dammonengineering.com
info@dammonengineering.com
PH: 985.649.5832
Chief Engineer: Brian Mistich, PE
504 Old Spanish Trail
Slidell, LA 70458

REVISIONS

#	DESCRIPTION	DATE

SEAL:

BUILDING LAYOUT

CECIL BOYD

159 EAST HALL
SLIDELL LA 70458

JOB No:	DATE: 12-09-2022
DRAWN BY: CCD	CHECKED BY: JAS

THIS DOCUMENT IS THE PROPERTY OF DAMMON ENGINEERING, INC. AND MUST BE RETURNED UPON REQUEST. THE REPRODUCTION, ALTERATION OR USE FOR ANY PURPOSE OTHER THAN THE SPECIFIC PROJECT FOR WHICH IT WAS PREPARED AND ADVANCEMENT WITHOUT WRITTEN CONSENT OF DAMMON ENGINEERING, INC. IS PROHIBITED. ANY REPRODUCTION OR ALTERATION WITHOUT WRITTEN CONSENT SHALL BE AT THE USER'S SOLE RISK AND WITHOUT LIABILITY TO DAMMON ENGINEERING, INC.

SHEET TITLE:
EXTERIOR ELEVATIONS

DRAWING NUMBER:
A102

SHEET No: 3 of 3

FILE NAME: J:_Commercial\Cecil Boyd Consult\Drawings\Current Drawings\A102 - Exterior Elevations.dwg PLOT DATE & TIME: Wednesday, December 14, 2022 10:14:52 AM