



GDSI 2.0 Facility Design Features for Touchless Environments



Upgrade considerations only. Not mandatory.



Touchless Environments



PURPOSE

The response to Covid-19 has triggered rapid change by automotive retailers to meet the increasing needs of their customers and employees. Altering operational processes to allow for adequate social distancing, implementing stricter cleaning processes of vehicles and offering vehicle pick-up and drop-off services, only to name a few. A recent study by McKinsey & Company states *“The United States has seen a 20 percent increase in preference for contactless operations, with numerous industries adapting to this change.”* One way to meet current and future expectations is to consider installing touchless environment features.

PERMANENT DESIGN FEATURES

This handout has been created to offer touchless design features you can integrate into your GDSI 2.0 facility renovations. The suggestions contained within this document are 100% compatible with the GDSI 2.0 design, vendor selection and specifications. They are offered as upgrade considerations for you and your architect and are optional within the facility program.

MONTHLY NEWSLETTER

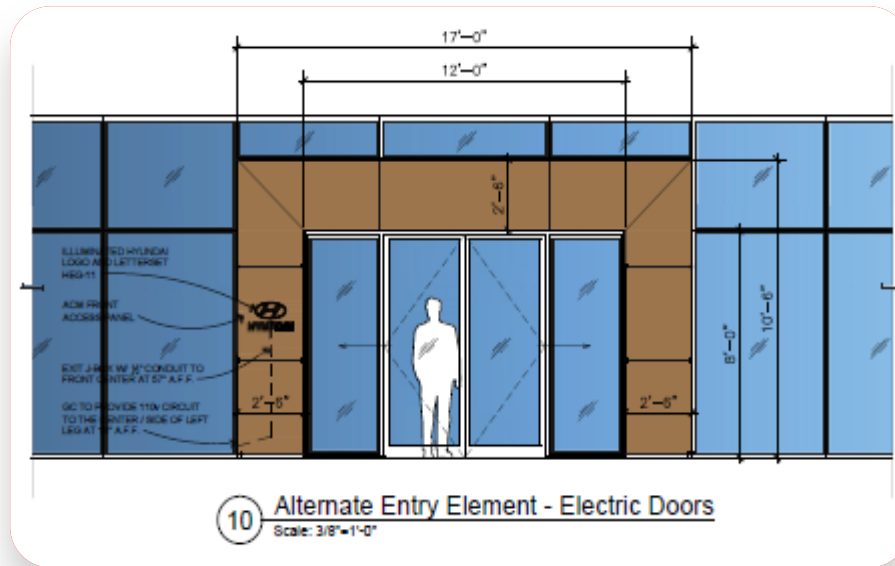
The HMA Retail Process & After Sales Group publishes a monthly newsletter; [Hyundai Dealer Support during COVID-19: We're In This Together](#) that contains the latest programs, supplies, retail solutions and best practices for retailer operations during this pandemic.

Exterior Electric Doors



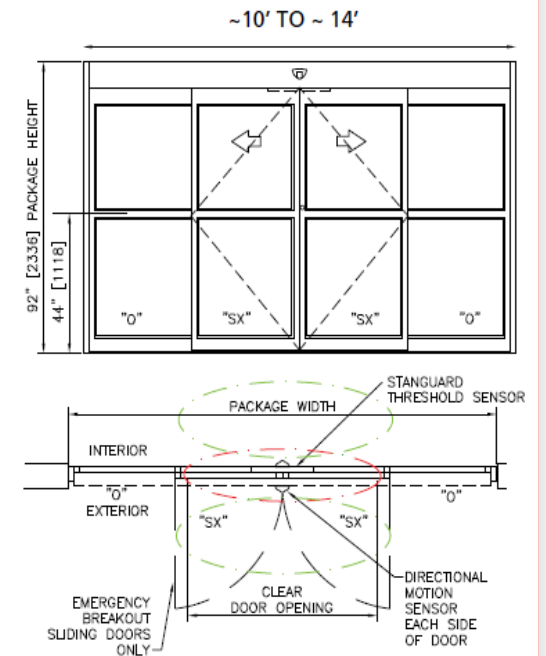
Stanley has an automatic slide door compatible with our Entry Element, as well as other exterior placement such as entry into the Service Advisor area.

Specification is Stanley Dura-Glide 2000 Series Automatic Sliding Bi-Parting Doors, Medium Stiles. Breakout Doors. Clear Anodized Frames & Clear Tempered Insulated Glass. No Muntins. 10" Bottom Rail.



2000 BI-PART

Only SX Sliding Panels Break Out



**DURA-GLIDE GREENSTAR
2000/3000**

Touchless Interior Door Switches & Openers

Norton
ASSA ABLOY

Experience a safer
and more open world

Norton has an automatic door opening solution with its line of low energy operators and a simple wave-to-open switch. Now the door in front of you can be opened with just a wave of your hand.



Touchless Light Switches



Legrand adorne® Wave Style Switches feature innovative technology combined with sleek, contemporary design. Simply wave your hand in front of the switch to turn lights on and off.



ASWV1532

HVAC Guidelines



American Society of Heating, Refrigerating and Air-Conditioning Engineers (ASHRAE) has published guidelines, as recommended by the EPA, that can be taken in commercial buildings to reduce exposure to SARS-CoV-2, the virus that causes COVID-19. Some HVAC System guidelines include:

- Outside air for ventilation should be increased to as much as the HVAC system can accommodate. If there are significant energy impacts, use minimum air as required by Std 62.1 with MERV-13 filter minimum.
- Follow the operation and maintenance requirements of [ASHRAE Standard 180-2018](#), provided as part of ASHRAE's Covid-19 response.
- Exhaust fans are functional and venting to the outdoors.
- Update or replace existing HVAC air filtration to a minimum of MERV 13 or the highest compatible with the filter rack.

Your Mechanical Engineer can get full details here:

<https://www.ashrae.org/technical-resources/commercial#general>


Touchless Temperature Controls



Emerson's Sensi Multiple Thermostat Manager pairs with Sensi Smart Thermostats to give managers the power to control all the dealership thermostats in one place. No more room to room adjustments or overpaying on your energy bills.



Touchless Faucets & Soap Dispensers



Zurn commercial sensor faucets and soap dispensers provide a high level of functionality and contemporary look. Designed and manufactured for water-conserving and are vandal resistant.



TYPICAL Z6950-XL-S-CWB
AquaSense Hardwire
Powered Faucet



Z6950-SD



Z6950-SD
Serio® Series Sensor Soap Dispenser



Automatic Flush Toilets

TOTO

Toto's EcoPower flush valves are touchless and self powered, saving energy and maintenance costs.



ECOPOWER® Ultra High-Efficiency Toilet
Flush Valve for Reclaimed Water, 1.0 gpf
TET1UAX



ECOPOWER® Ultra High-Efficiency Urinal
Flush Valve – 0.125 gpf (V.B Set)
(Reclaimed Water Option)
SKU : TEU1UA12#CP

HYUNDAI

