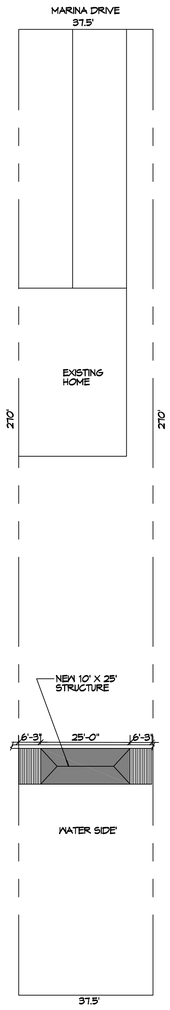

1 SITE PLAN
SCALE: 1"=20'

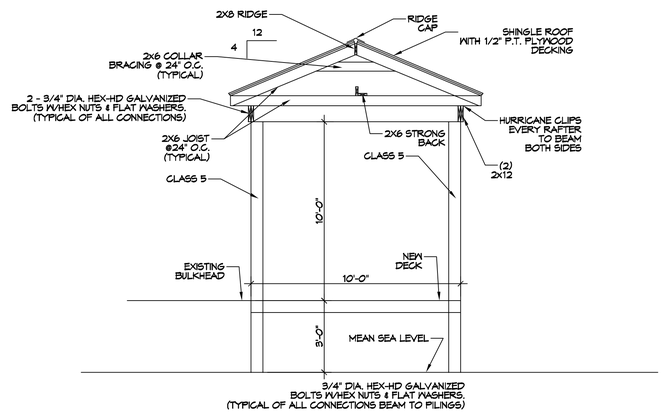

BOAT HOUSE SECTION
SCALE: 1/4" = 1'-0"

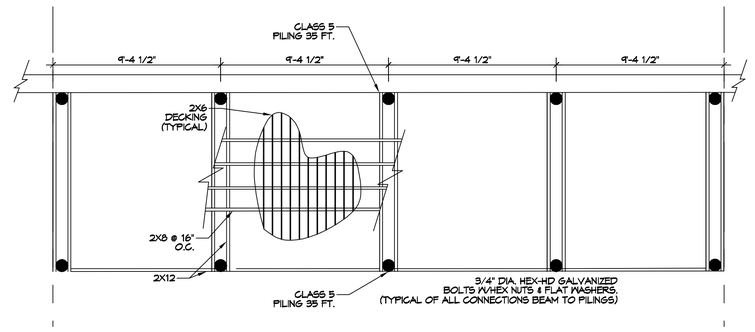

PILING / FRAMING PLAN
SCALE: 1/4" = 1'-0"

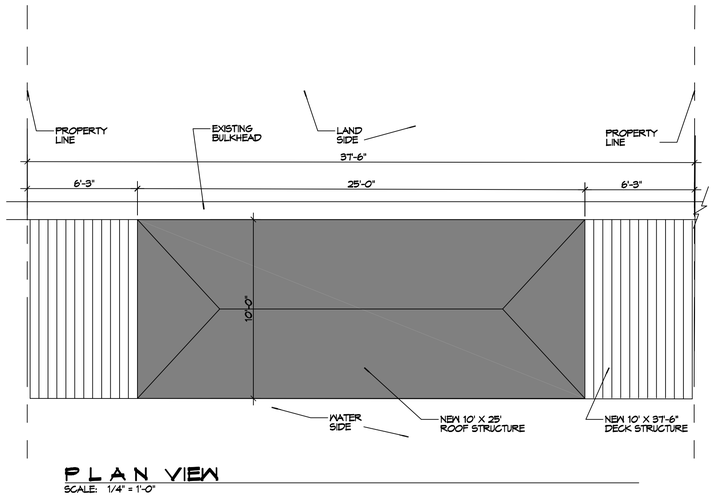

PLAN VIEW
SCALE: 1/4" = 1'-0"

GENERAL NOTES

1. PILES ARE TO BE CLASS 5 PRESSURE TREATED 35 FT. IN LENGTH WITH A 6 INCH TIP AND 8 INCH BUTT
2. ALL PILES SHALL BE DRIVEN TO REFUSAL.
3. ALL LUMBER SHALL BE PRESSURE TREATED WITH A RETENTION OF .4 PER C.F.
4. ALL FASTENERS SHALL BE HOT DIPPED GALVANIZED (HDG) PER ASTM A153.
5. WRAP ALL PILINGS.

WIND SPEED

THE CONSTRUCTION FOR SAID BOAT HOUSE, WIND SPEED IS 130 MPH. THIS DESIGN IS IN ACCORDANCE WITH: AMERICAN WOOD COUNCIL, WOOD FRAME CONSTRUCTION MANUAL FOR ONE AND TWO FAMILY DWELLINGS (WFCM) 2015 EDITION AS WELL AS THE INTERNATIONAL RESIDENTIAL CODE (IRC) 2015 EDITION.

DAMMON ENGINEERING, INC.
554 Old Spanish Trail
Slidell, LA 70458
PH: 985.649.5832
www.dammonengineering.com
info@dammonengineering.com
Fax: 985.641.5950

REVISIONS

#	DESCRIPTION	DATE

STATE OF LOUISIANA
BRIAN A. MISTICH
License No. 30187
PROFESSIONAL ENGINEER

NEW DOCK
JEFF GUNTHER
1566 MARINA DR.
SLIDELL, LA. 70458

JOB No:	2021	DATE:	11-30-2021
DRAWN BY:	CKD	CHECKED BY:	BAM

This drawing is copyright protected. Reproduction, distribution or use of this drawing in any form or by any means, without the prior written consent of Dammon Engineering, Inc. is prohibited. Any reproduction or distribution of this drawing in any form or by any means, without written consent of Dammon Engineering, Inc., is prohibited. Dammon Engineering, Inc. is not responsible for any changes to the original drawing or any other reproduction of this drawing.

SHEET TITLE:
BOAT HOUSE AND DOCK PLAN

DRAWING NUMBER:
C101

SHEET No: 1 of 1