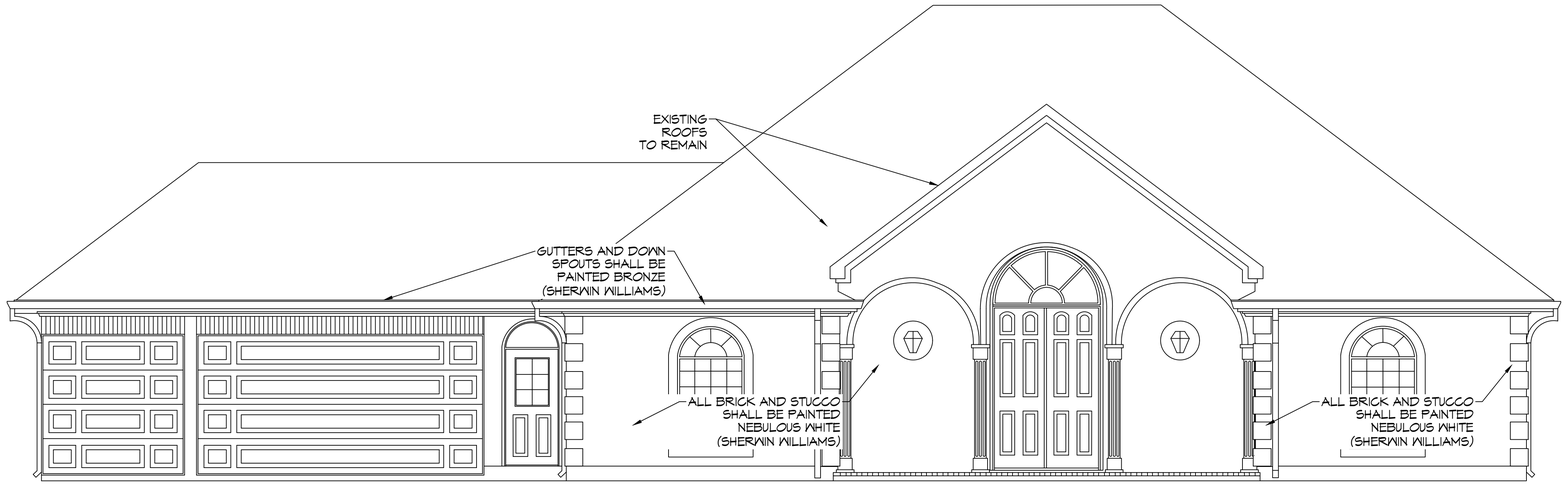

1 EXISTING FRONT ELEVATION PLAN
SCALE: 1/4" = 1'-0"



2 EXISTING REAR ELEVATION PLAN
SCALE: 1/4" = 1'-0"

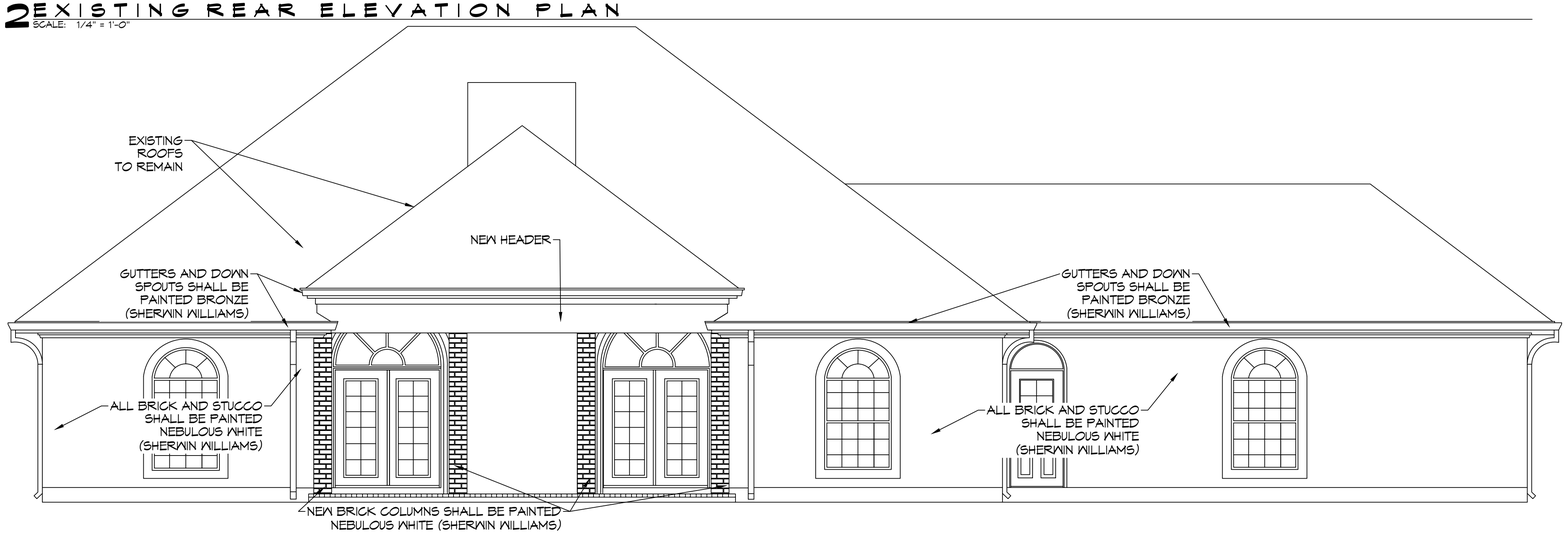

3 PROPOSED REAR ELEVATION PLAN
SCALE: 1/4" = 1'-0"

DAMMON ENGINEERING, INC.
LOUISIANA & MISSISSIPPI
www.dammonengineering.com
info@dammonengineering.com
PH: 985.649.5832
Chief Engineer: Brian Mistich, PE
5544 Highway 190 East
Suite 1
Slidell, LA 70458

#	DESCRIPTION	DATE

REVISIONS

SEAL:

HOUSE ELEVATION

CHRIS LEGRAND

136 N AUGUSTA LN
SLIDELL, LA 70458

JOB No:	2024
DATE:	01-15-2024
DRAWN BY:	CKD
CHECKED BY:	BAM

THE ARCHITECTURAL WORK DESIGNED BY DAMMON ENGINEERING, INC. FOR THIS PROJECT, INCLUDES BUT IS NOT LIMITED TO THE DESIGN, DRAWINGS, SPECIFICATIONS, ELECTRONIC FORMS AND OTHER DOCUMENTS, AND THE INFORMATION CONTAINED THEREIN, WHICH IS THE PROPERTY OF DAMMON ENGINEERING, INC. AND WAS PREPARED FOR USE ON THE PROJECT FOR WHICH THIS FIRM WAS CONTRACTED. THE REPRODUCTION, ALTERATION OR REPUBLICATION IN WHOLE OR IN PART OF THESE DOCUMENTS WITHOUT WRITTEN CONSENT OF DAMMON ENGINEERING, INC. IS PROHIBITED.

SHEET TITLE:
REAR ELEVATION PLAN

DRAWING NUMBER:
A100

SHEET No: 1 of 1

FILE NAME: J:\~ Foundations or Structural Only\Chris Legrand 136 N Augusta ln slidell\Current Drawings\A100 - Elevation Plan.dwg PLOT DATE & TIME: Monday, January 15, 2024 4:00:06 PM