DRAINAGE NOTES

1. CONTRACTOR SHALL PROVIDE ALL LABOR, MATERIAL, TRANSPORTATION, SUPERVISION, CLEAN-UP, SERVICES, AND EQUIPMENT FOR A COMPLETE OPERATING SYSTEM.
2. PROVIDE POSITIVE DRAINAGE AWAY FROM BLDG AND SHALL SLOPE TOWARDS THE LAKE.

GENERAL SITE NOTES

1. PROVIDE ALL LABOR, MATERIAL AND EQUIPMENT FOR A COMPLETE OPERATING SYSTEM. CONTRACTOR IS TO FIELD VERIFY ALL EXISTING UTILITY LOCATIONS, ELEVATIONS, AND INVERTS PRIOR TO COMMENCING ANY WORK. CONTRACTOR SHALL PAY NECESSARY FEES FOR THE UTILITIES CONNECTIONS.
2. CONTRACTOR TO BE RESPONSIBLE TO VERIFY ANY INVERTS AND SET NEW INVERTS OF SEWAGE AND DRAINAGE PIPES.
3. ALL WORK AND MATERIAL TO COMPLY STRICTLY TO THE LATEST LOCAL CITY PARISH, STATE, AND NATIONAL GOVERNING CODES.
4. SEWAGE LINES 3" AND SMALLER SHALL BE SLOPED 1/4" PER FOOT AND LINES THAT ARE 4" AND LARGER SHALL BE SLOPED 1/8" PER FOOT.
5. CONTRACTOR SHALL CONTACT LOUISIANA ONE CALL PRIOR TO COMMENCEMENT OF SITE EXCAVATION.

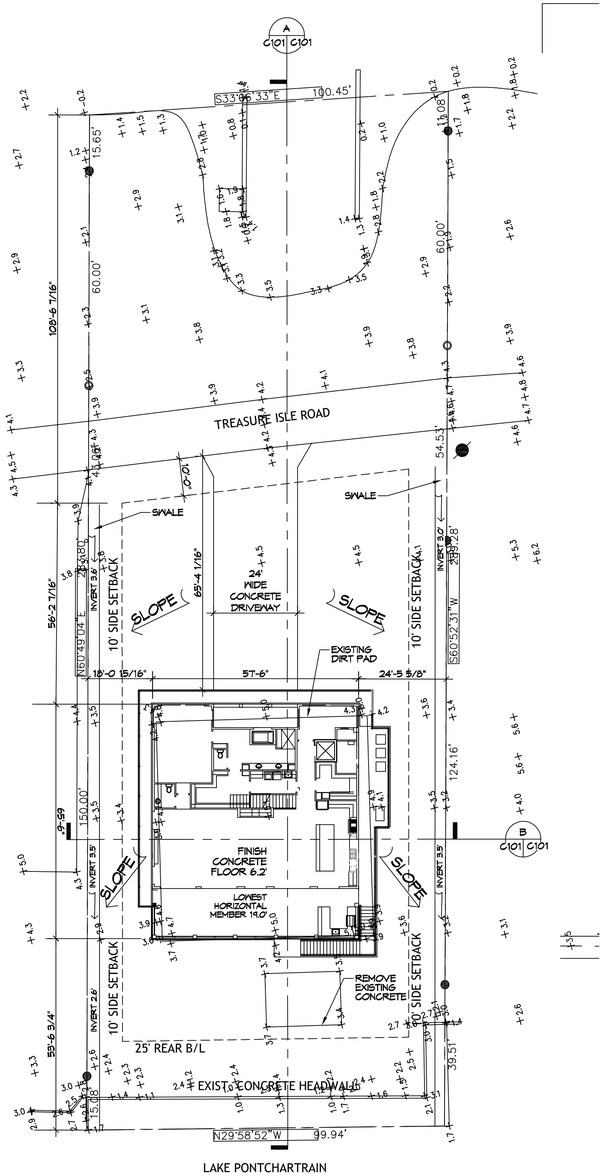

1 PROPOSED DRAINAGE PLAN
SCALE: 1" = 20'-0"

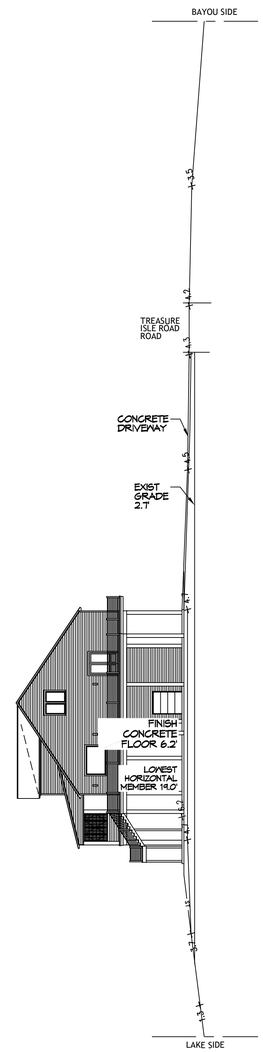

A C101 C101 PROPOSED CROSS SECTION
SCALE: 1" = 10'-0"

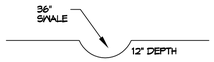

SWALE
SCALE: N.T.S.

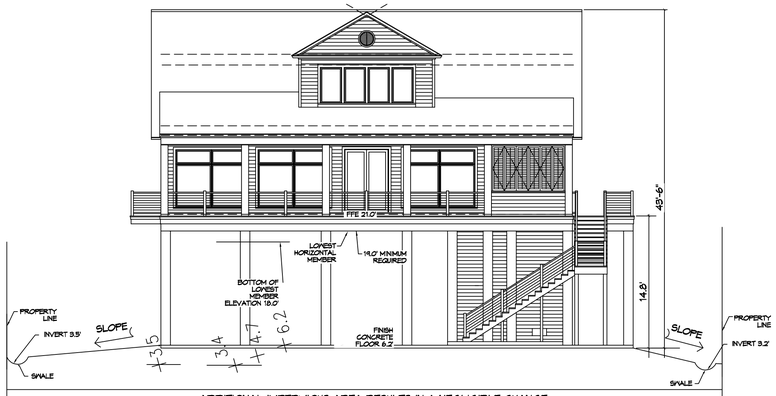

ADDITIONAL IMPERVIOUS AREA RESULTS IN A NEGLIGIBLE CHANGE FROM THE EXISTING RUNOFF COEFFICIENT (C) AND RATE OF RUNOFF AND DRAINAGE PATTERNS ARE TO REMAIN THE SAME.
1,899.28 CU YDS OF FILL & CONCRETE WILL BE PLACED ON THIS SITE.
THIS WILL BE A RAISED HOME ON A CMU FOUNDATION WITH BREAKAWAY SLAB.

B C101 C101 PROPOSED CROSS SECTION
SCALE: 1" = 10'-0"

AS-BUILT
DRAINAGE
PLAN
08-13-25

DAMMON ENGINEERING, INC.
LOUISIANA & MISSISSIPPI
www.dammonengineering.com
info@dammonengineering.com
PH: 985.649.5832
Chief Engineer: Brian Mistich, PE
554 Old Spanish Trail
Slidell, LA 70458

REVISIONS

#	DESCRIPTION	DATE

SEAL:

STATE OF LOUISIANA
BRIAN A. MISTICH
License No. 30187
PROFESSIONAL ENGINEER

THE DIVINCI RESIDENCE
55 TREASURE ISLES
SLIDELL, LA 70461

DATE: 08-04-2024
CHECKED BY: BAM
JOB No: 2024
DRAWN BY: SCM

The drawings, specifications and other documents, designs and arrangements represented herein are and shall remain the property of Dammon Engineering, and no part thereof shall be copied, disclosed to others, or used in connection with any work or project other than the specific project for which they have been prepared and developed without the written consent of Dammon Engineering. Visual contact with these drawings or specifications shall constitute conclusive evidence of acceptance of these restrictions.

SHEET TITLE:
PROPOSED DRAINAGE PLAN

DRAWING NUMBER:
C101

SHEET No: 1 of 1