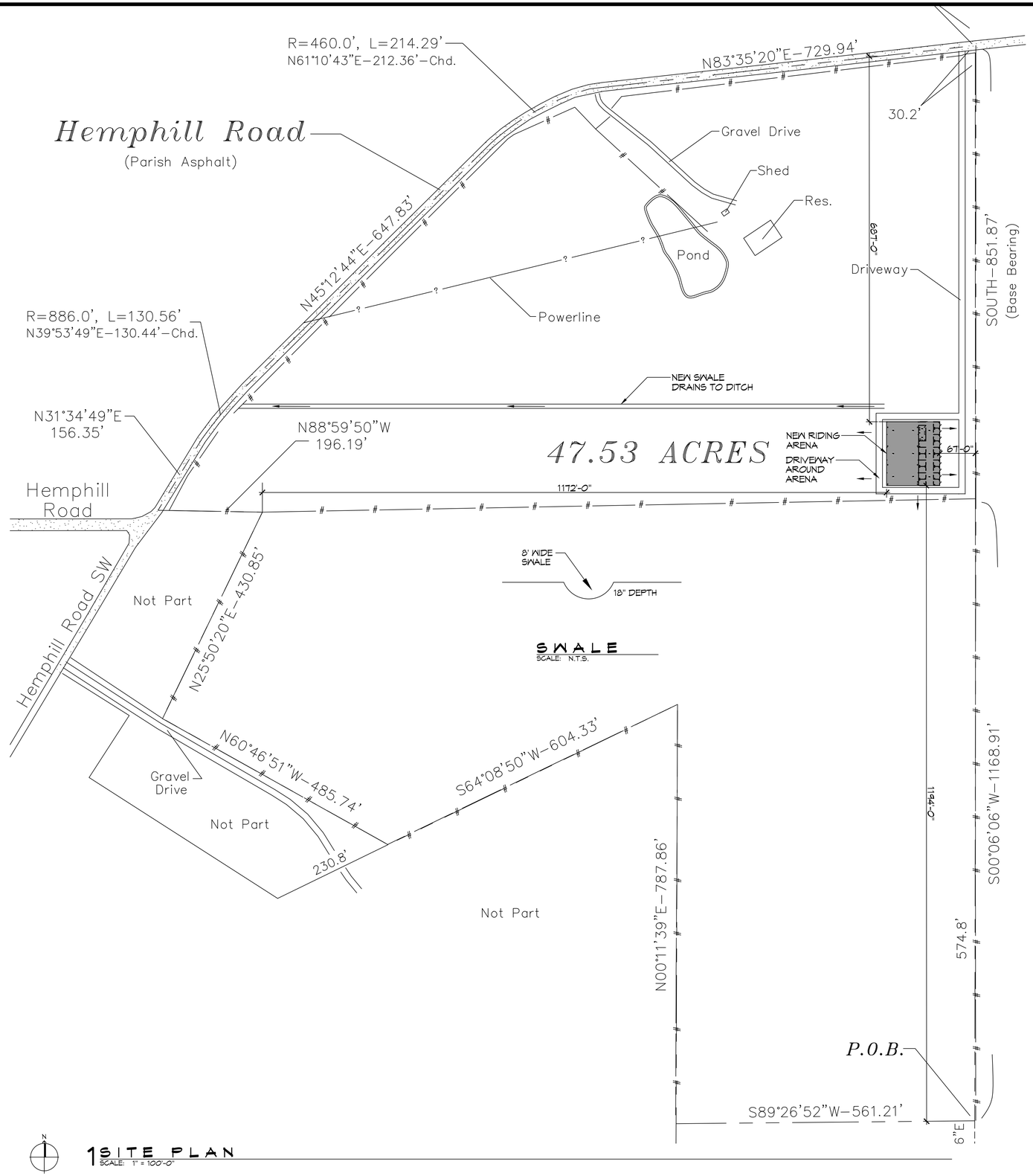


SWALE
SCALE: N.T.S.

1 SITE PLAN
SCALE: 1" = 100'-0"

## ZONING

RESIDENTIAL DISTRICT
RURAL AREA

## FLOOD ZONE

ZONE: X

## BUILDING ELEVATION

GROUND ELEVATION 40.0'

## RIDING STABLE SQ. FT.

TOTAL SQ. FT. = 12,152

## DESIGN CRITERIA

THE CONSTRUCTION FOR SAID RESIDENCE, WHERE WIND SPEED IS 130 MILES PER HOUR AND WIND EXPOSURE ZONE B, IS DESIGNED IN ACCORDANCE WITH: AMERICAN FOREST AND PAPER ASSOCIATION (AF&PA) WOOD FRAME CONSTRUCTION MANUAL FOR ONE AND TWO FAMILY DWELLINGS (WFCM) 2001 EDITION AS WELL AS THE INTERNATIONAL RESIDENTIAL CODE (IRC) 2021 EDITION

## SHEET INDEX


| SHEET # | SHEET TITLE |
|---|---|
| C101 | SITE PLAN |
| S101 | FOUNDATION PLAN |
| S102 | FLOOR PLAN |



DAMMON ENGINEERING, INC.
LOUISIANA & MISSISSIPPI
www.dammonengineering.com
info@dammonengineering.com
PH: 985.649.5832
Chief Engineer: Brian Mistich, PE
5544 Highway 70 East
Slidell, LA 70458


| # | DESCRIPTION | DATE |
|---|---|---|
| | | |

REVISIONS

SEAL:

NEW PRIVATE RIDING ARENA

# ROBERT YOUNG RIDING ARENA

LOT # 71605
24516 HEMPHILL ROAD
BUSH, LA. 70431

| | | | |
|---|---|---|---|
| JOB No: | 2024 | DATE: | 03-20-4024 |
| DRAWN BY: | SCM | CHECKED BY: | CKD |


THE CONTENTS HEREIN ARE PROPERTY OF DAMMON ENGINEERING, INC. AND MAY NOT BE REPRODUCED IN WHOLE OR IN PART WITHOUT THE EXPRESS WRITTEN PERMISSION OF DAMMON ENGINEERING, INC. THIS DOCUMENT IS INTENDED ONLY FOR THE PURPOSE AND PROJECT FOR WHICH IT WAS PREPARED AND IS NOT TO BE USED FOR ANY OTHER PURPOSE OR PROJECT WITHOUT THE WRITTEN CONSENT OF DAMMON ENGINEERING, INC.


SHEET TITLE:
SITE PLAN

DRAWING NUMBER:

C101

SHEET No: 1 of 9

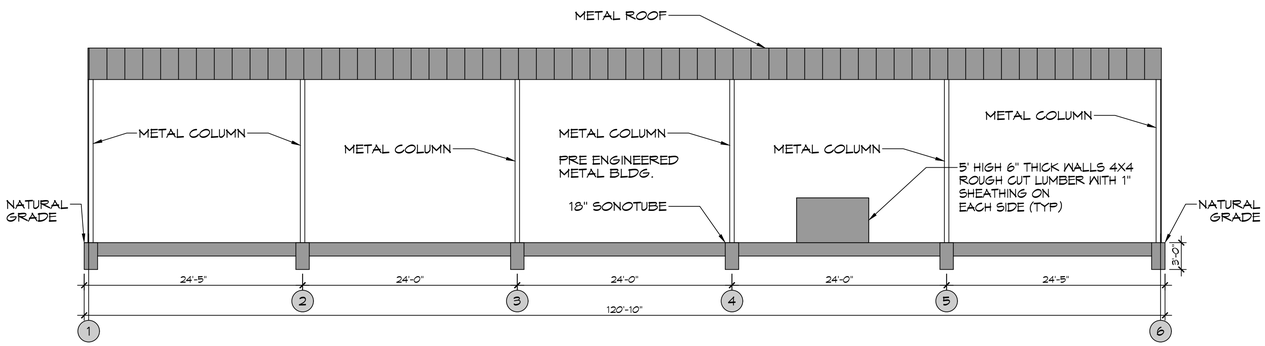


A S101 | S101 **SECTION**
SCALE: 1/8" = 1'-0"

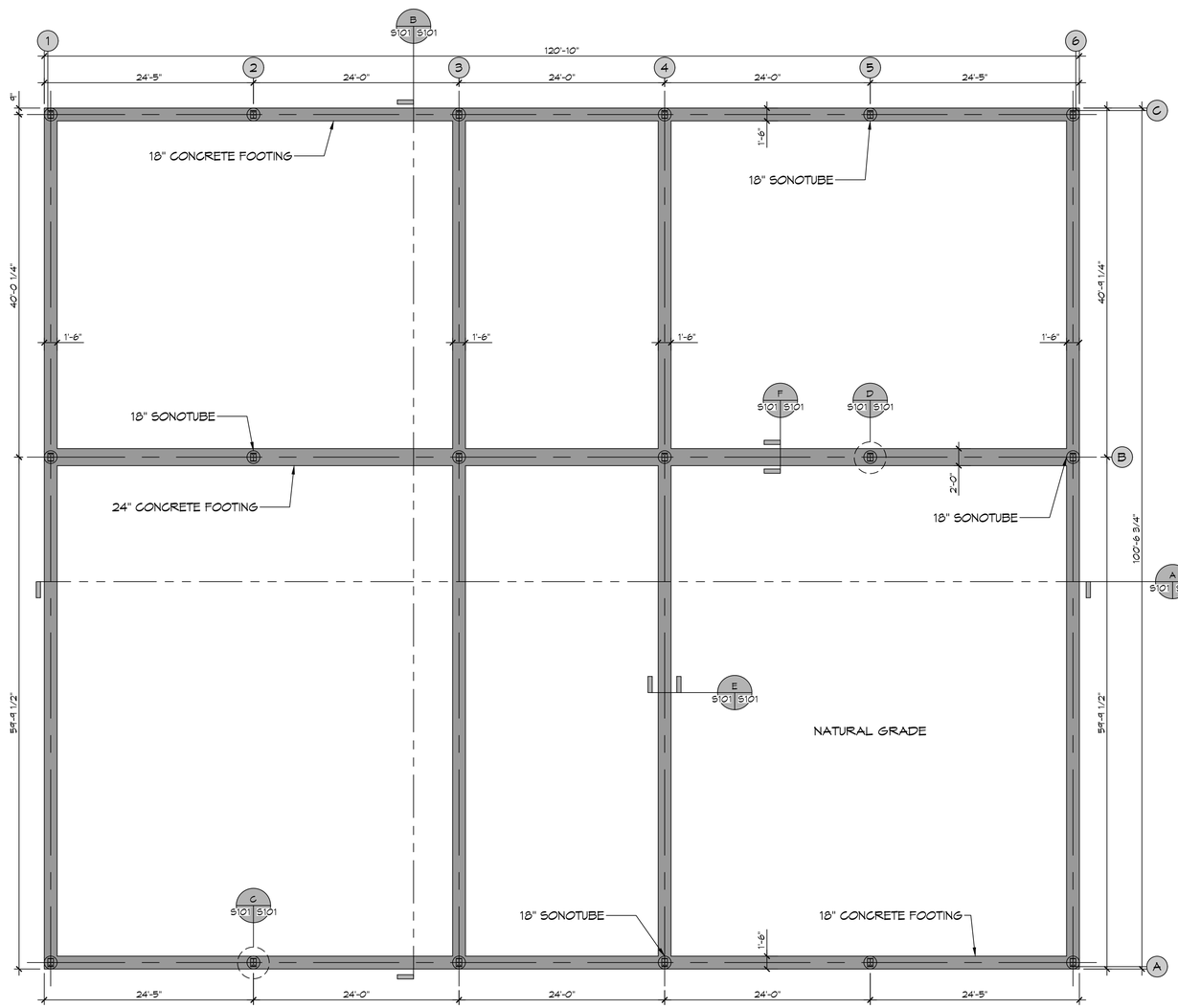


2 **FOUNDATION PLAN**
SCALE: 1/8"=1'-0"

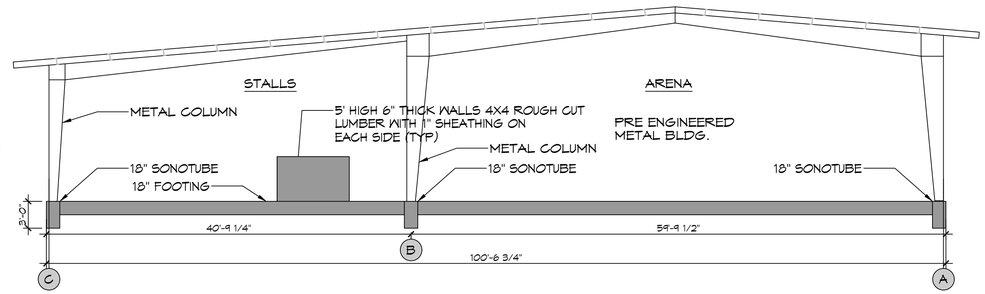


B S101 | S101 **SECTION**
SCALE: 1/8" = 1'-0"

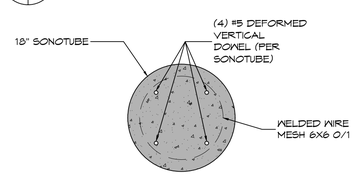


D S101 | S101 **PLAN VIEW**
SCALE: 1" = 1'-0"

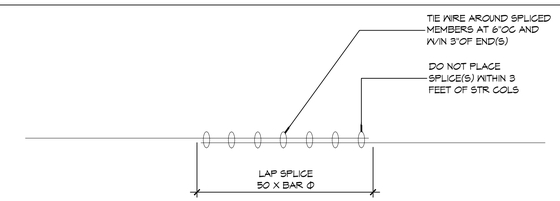


2 **DETAIL**
SCALE: 1"=1'-0"

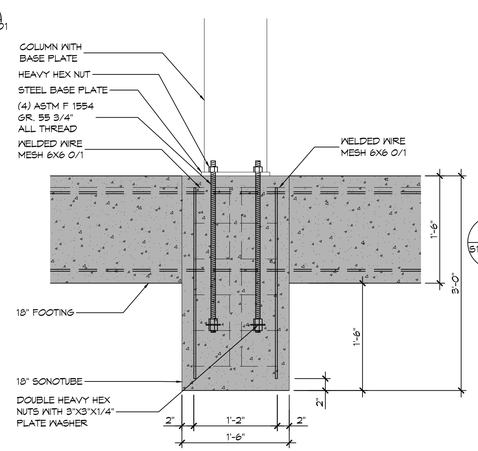


C S101 | S101 **SECTION**
SCALE: 1" = 1'-0"

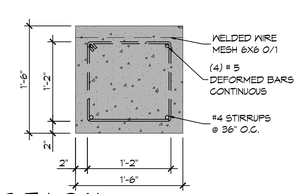


E S101 | S101 **SECTION**
SCALE: 1" = 1'-0"

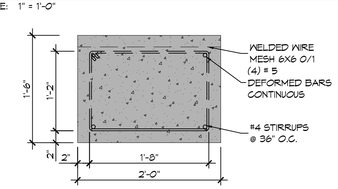


F S101 | S101 **SECTION**
SCALE: 1" = 1'-0"

# GENERAL FOUNDATION NOTES

1. THE CONCRETE MIX SHALL HAVE A MINIMUM COMPRESSIVE STRENGTH OF 4000 PSI AT 28 DAYS. CONCRETE MIX SHALL BE IN ACCORDANCE WITH ACI-318.
2. ALL CONVENTIONAL REINFORCING SHALL MEET ASTM-A615 (GRADE 60).
3. ALL REINFORCING STEEL AND MESH SHALL BE SECURELY SUPPORTED TO PREVENT BOTH VERTICAL AND HORIZONTAL MOVEMENT DURING CONCRETE PLACEMENT.
4. THE CONTRACTOR SHALL VERIFY ALL DROPS, OFFSETS, CMU LEDGES, DIMENSIONS, AND CONFIGURATIONS. CONTRACTOR MUST BE RESPONSIBLE FOR SAME.
5. GRADE BEAM SIZES MAY VARY BY -5% TO +20%.
6. ALL SUBGRADE FILL SHALL BE SELECT GRANULAR MATERIAL COMPACTED TO 95% STANDARD PROCTOR DENSITY IN A MAXIMUM OF 6" LIFTS.
7. ALL RUNOFF WATER MUST BE CARRIED AWAY FROM THE SLAB TO PREVENT SATURATION OF THE SUB-BASE.
8. ALL TREES WITHIN CLOSE PROXIMITY SHALL BE REMOVED TO PREVENT THE ROOTS FROM EXTENDING UNDER THE SLAB.
9. PROVIDE AND MAINTAIN IMMEDIATE SITE DRAINAGE BEFORE, DURING, AND AFTER CONSTRUCTION. PROVIDE GRADING, SWELLS, AND SUMP PUMPS AS MAY BE REQUIRED TO IMMEDIATELY DRAIN ALL RAINWATER FROM THE CONSTRUCTION AREA. FOOTING EXCAVATIONS SHOULD BE OBSERVED AND CONCRETE TO BE PLACED AS QUICKLY AS POSSIBLE TO AVOID EXPOSURE OF THE FOOTING BOTTOMS TO WETTING AND DRYING. SURFACE RUNOFF WATER SHOULD BE DRAINED AWAY FROM THE EXCAVATIONS AND NOT BE ALLOWED TO POND PRIOR TO OR AFTER CONCRETE PLACEMENT. IF IT IS REQUIRED THAT A FOOTING EXCAVATION BE LEFT OPEN FOR MORE THAN ONE DAY, IT SHOULD BE PROTECTED TO REDUCE EVAPORATION OR ENTRY OF MOISTURE.
10. NEW CONTINUOUS FOOTINGS, BEARING ON COMPACTED STRUCTURAL FILL, SHOULD BE DESIGNED FOR MAXIMUM NET ALLOWABLE BEARING PRESSURES OF 2,000 PSF RESPECTIVELY, BASED ON DEAD LOADS AND DESIGN LIVE LOADS.


DAMMON ENGINEERING, INC.
LOUISIANA & MISSISSIPPI
www.dammonengineering.com
info@dammonengineering.com
PH: 985.649.5931
Chief Engineer: Brian Mistich, PE
554 Old Spanish Trail
Slidell, LA 70458


| # | DESCRIPTION | DATE |
|---|---|---|
| | | |

REVISIONS

SEAL:

NEW PRIVATE RIDING ARENA
ROBERT YOUNG RIDING ARENA
LOT # 11605
245 & HEXPHILL ROAD
BUSH, LA. 70431

| | |
|---|---|
| JOB No: | 2024 |
| DATE: | 03-20-2024 |
| DRAWN BY: | CKD |
| CHECKED BY: | BAM |


THIS DRAWING, SPECIFICATIONS AND OTHER DOCUMENTS, INSTRUMENTS OR COPIES PREPARED BY THE ENGINEER AS INSTRUMENTS OF SERVICE SHALL REMAIN THE PROPERTY OF THE ENGINEER. THE ENGINEER SHALL RETAIN THE COPYRIGHT TO SUCH DOCUMENTS, INSTRUMENTS OR COPIES. THEY ARE NOT TO BE REPRODUCED, CHANGED OR COPIED IN ANY FORM OR MANNER WHATSOEVER, NOR ARE THEY TO BE ASSIGNED TO ANY THIRD PARTY WITHOUT FIRST OBTAINING THE EXPRESS WRITTEN PERMISSION AND CONSENT OF THE ENGINEER. ANY REUSE OF THESE DOCUMENTS BY OTHERS WITHOUT WRITTEN PERMISSION AND CONSENT OF THE ENGINEER IS PROHIBITED AND ANY REUSE BY THE OWNER OR ANY THIRD PARTY FOR OTHER THAN THE INTENDED PROJECT IS AT THE OWNER'S OR THIRD PARTY'S SOLE RISK AND WITHOUT LIABILITY OR LEGAL EXPOSURE TO THE ENGINEER.


SHEET TITLE:
FOUNDATION PLAN

DRAWING NUMBER:
S101

SHEET No: 2 of 3

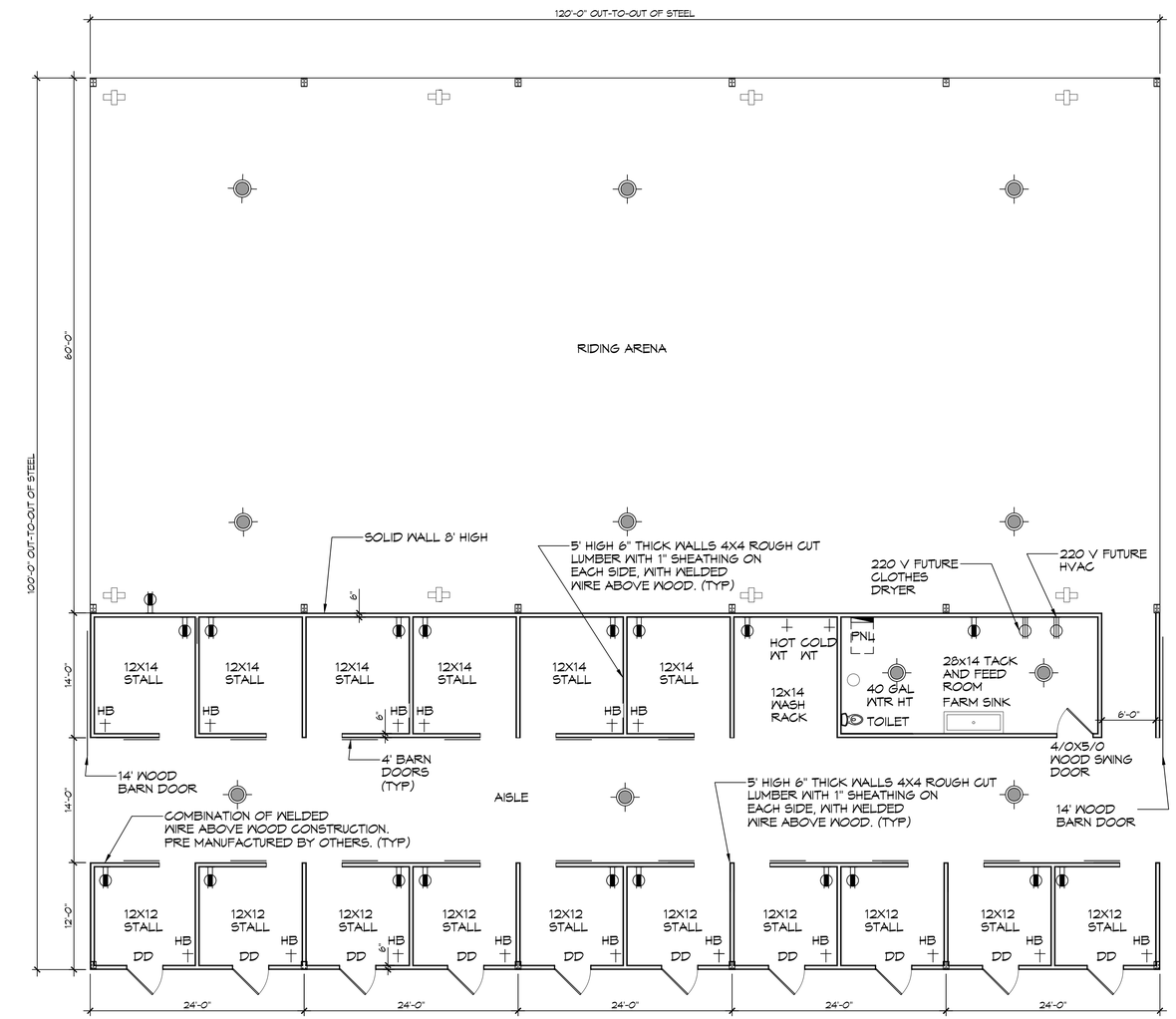


3 FLOOR PLAN
SCALE: 1/8"=1'-0"

## LEGEND

- 120V LED WAREHOUSE LIGHT
- 3/4 " HOSE BIB
- IRRIGATION HEAD
- GFCI 102V RECEPTACLE
- 220V RECEPTACLE
- 200 AMP PANEL
- 40 GAL WATER HEATER
- DD — DUTCH DOOR


DAMMON ENGINEERING, INC.
LOUISIANA & MISSISSIPPI
www.dammonengineering.com
info@dammonengineering.com
PH: 985.649.5821
Chief Engineer: Brian Mistich, PE
554 Old Spanish Trail
Slidell, LA 70458


REVISIONS

| # | DESCRIPTION | DATE |
|---|---|---|
| | | |

SEAL:

NEW PRIVATE RIDING ARENA
ROBERT YOUNG
RIDING ARENA
LOT # 71&75
24516 HEXPHILL ROAD
BUSH, LA. 70431

| | | | |
|---|---|---|---|
| JOB No: | 2024 | DATE: | 03-20-2024 |
| DRAWN BY: | CAD | CHECKED BY: | BAM |


THIS DRAWING AND SPECIFICATIONS, INCLUDING THE INFORMATION CONTAINED HEREIN, IS THE PROPERTY OF DAMMON ENGINEERING, INC. AND MUST BE RETURNED UPON REQUEST. THE INFORMATION CONTAINED HEREIN MAY NOT BE REPRODUCED, DISTRIBUTED OR DISCLOSED TO OTHERS WITHOUT WRITTEN PERMISSION. THIS DRAWING IS INTENDED FOR USE ON THIS PROJECT ONLY. THE RIGHTS TO THIS DESIGN ARE AT A MINIMUM EQUIVALENT TO THE LEVEL OF PROTECTION PROVIDED BY THE ARCHITECTURAL WORKS COPYRIGHT PROTECTION ACT OF 1990 (ARCHITECTURAL WORKS COPYRIGHT PROTECTION ACT, 17 U.S.C. SECTIONS 101 AND 102).


SHEET TITLE:
FLOOR PLAN

DRAWING NUMBER:
S102

SHEET No: 3 of 3