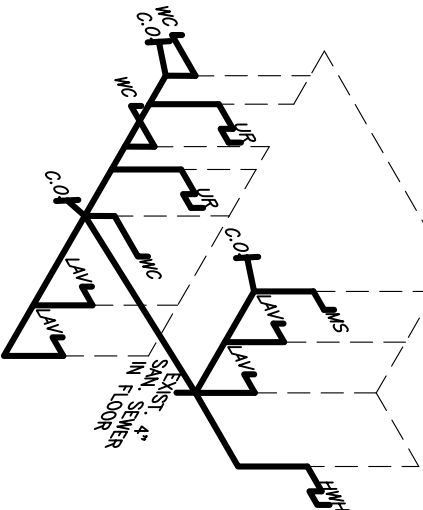


PLUMBING NOTES

1. PROVIDE ALL LABOR, MATERIAL AND EQUIPMENT FOR A COMPLETE OPERATING SYSTEM. THE SYSTEM SHALL INCLUDE HOT AND COLD WATER PIPING, SEWER AND VENT PIPING, INSULATION, WATER HEATER, HANGERS, VALVES, AND ALL SUPPLIES WITHOUT ANY RESTRICTIONS TO VOLUME. CUT AND PATCH AS REQUIRED TO INSTALL PIPES.
2. ALL WORK AND MATERIAL TO COMPLY STRICTLY TO THE LATEST LOCAL, CITY, PARISH, STATE, AND NATIONAL GOVERNING CODES.
3. CONTRACTOR IS TO FIELD VERIFY ALL EXISTING UTILITY LOCATIONS, ELEVATIONS, AND SIZES PRIOR TO COMMENCING ANY WORK. CONTRACTOR SHALL PAY NECESSARY FEES FOR THE UTILITIES CONNECTIONS.
4. CONTRACTOR TO BE RESPONSIBLE TO VERIFY ANY EXISTING INVERTS AND SET NEW INVERTS OF SEWAGE AND DRAINAGE PIPES.
5. SEWAGE LINES 3" AND SMALLER SHALL BE SLOPED $\frac{1}{8}$ " PER FOOT AND LINES 4" AND LARGER SHALL BE $\frac{1}{4}$ " PER FOOT.
6. TEST ALL PIPING AT REQUIRED PRESSURE.
7. ALL PLUMBING SHALL BE CLOSELY COORDINATED WITH STRUCTURAL, MECHANICAL, AND ELECTRICAL SYSTEMS TO INSURE NO TRADES WILL CONFLICT WITH EACH OTHER.
8. DO NOT SCALE DRAWINGS. SEE DIMENSIONS ON ARCHITECTURAL DRAWINGS FOR EXACT LOCATIONS OF DOORS, WINDOWS, WALLS, FIXTURES, ETC.
9. ALL WATER MAINS AND PIPING NOT SHOWN FOR CLARITY, ALL LOCATIONS FIELD VERIFIED.
10. DOMESTIC HOT AND COLD WATER PIPING AND FITTINGS UNDER SLAB SHALL BE ASTM B888 COPPER WATER TUBE, TYPE "L" HARD DRAWN WITH COPPER PRESSURE TYPE FITTINGS, ANSIB16.22. THE JOINTS SHALL BE SOLDERED TYPE USING ASTM B32 ALLOY GRADE 95A (95-9) SOLDER.
11. SOIL, WASTE, VENT PIPING AND FITTINGS ABOVE THE SLAB SHALL BE SERVICE WEIGHT CAST IRON PIPE WITH BELL AND SPIGOT ENDS AND ONE PIECE NEOPRENE INSERT TYPE GASKET. USE PVC SCHEDULE 40 OR ABS DWV PIPES AND FITTINGS WHERE INDICATED BY CODE.
12. ALL WATER PIPING AND FITTINGS SHALL BE INSULATED WITH $\frac{1}{2}$ " THICK FIBERGLASS INSULATION & JACKET.
13. ALL ELECTRICAL, MECHANICAL, AND PLUMBING PENETRATING FIRE WALLS SHALL BE FIRE CAULKED. (PENETRATIONS THROUGH RATED CONSTRUCTION SHALL BE SEALED WITH A MATERIAL CAPABLE OF PREVENTING THE PASSAGE OF FLAMES AND HOT GASES WHEN TESTED IN ACCORDANCE WITH ASTM E814.)
14. ALL PLUMBING LINES SHOWN ARE DRAWN DIAGRAMMATIC.
15. REPLACE ALL TOILET SEATS AND BATHROOM ACCESSORIES.

TO CHECK SET LOCATIONS
OF BUILDING



**1st FLOOR
PLUMBING RISER DIAGRAM**
N.T.S.

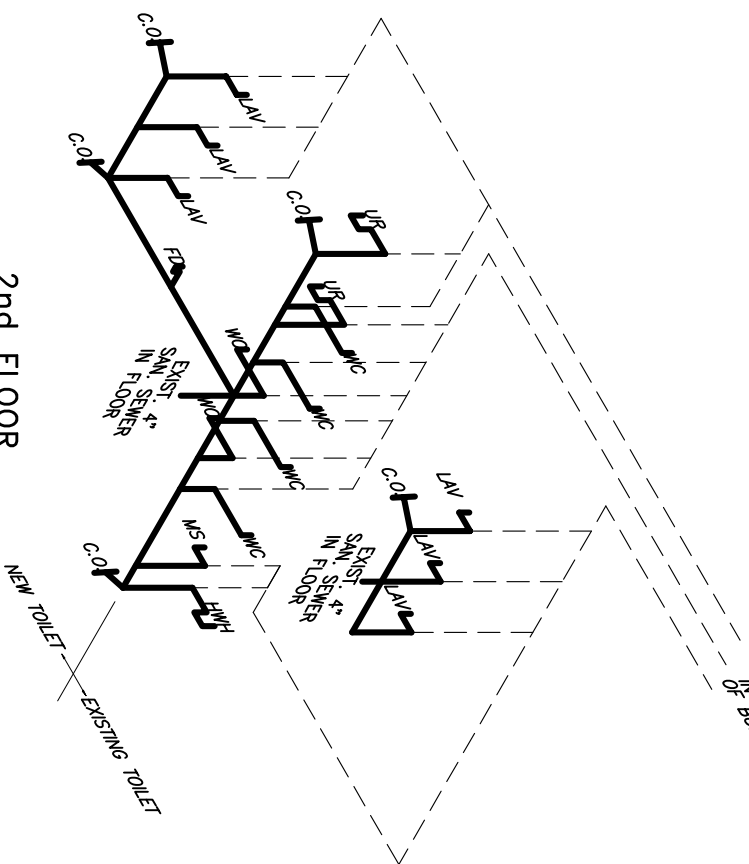
PLUMBING ROUGH IN SCHEDULE						
MARK	DESCRIPTION	TYPE	ROUGH-IN-SIZES			NOTES
			WASTE	VENT	CW H.W.	
WC	WATER CLOSET	VALVE	4"	4"	1" 1"	3, 5
LAV	LAVATORY	WALL HUNG	2"	2"	1/2" 1/2"	1, 3, 6
FD	FLOOR DRAIN	-	2"	2"	-	4
UR	URINAL	WALL HUNG	2"	2"	-	2

- NOTES:**
1. INSULATE PIPING FOR HANDICAP LAVATORIES
 2. PROVIDE CHAIR CARRIER FOR WALL HUNG FIXTURE.
 3. H.C. - HANDICAP FIXTURE
 4. ALL WATER CLOSETS ARE VALVE TYPE
 5. LAVATORIES TO BE IN SINGLE MOLDED COUNTER TOP (MAN MADE MARBLE) WITH WHEEL CHAIR ACCESS

TOILET PARTITIONS

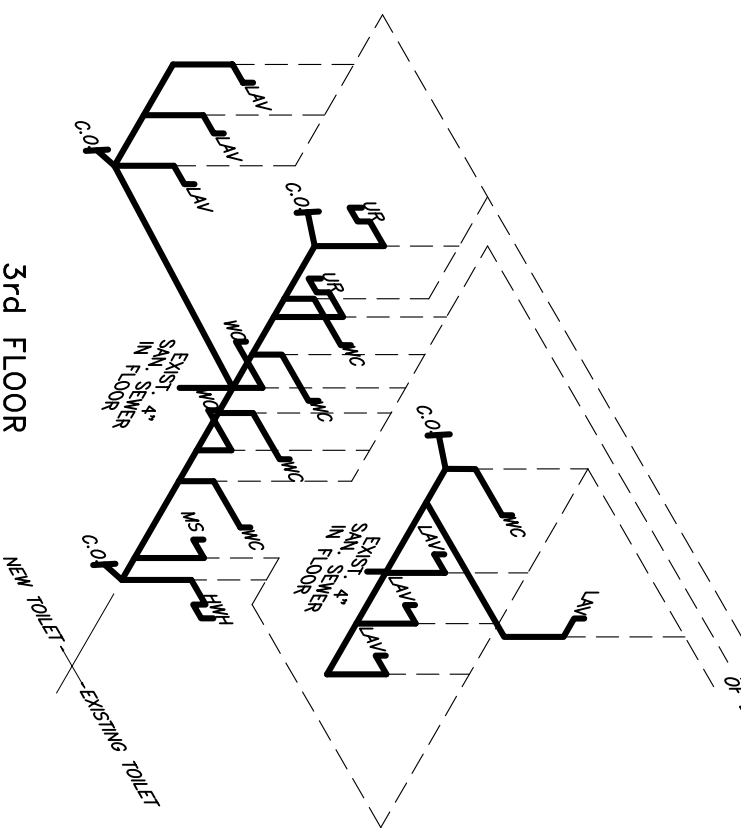
MARK	DESCRIPTION	TYPE	ROUGH-IN-SIZES				NOTES
			WASTE	VENT	CW	H.W.	
WC	PHENOLIC	WALL HUNG	4"	4"	1"	1"	3, 5
UR	PHENOLIC	WALL HUNG	2"	2"	1/2"	1/2"	1, 3, 6

TO CHECK SET LOCATIONS
OF BUILDING



**2nd FLOOR
PLUMBING RISER DIAGRAM**
N.T.S.

TO CHECK SET LOCATIONS
OF BUILDING



**3rd FLOOR
PLUMBING RISER DIAGRAM**
N.T.S.

PLUMBING RISER DIAGRAMS

ST. TAMMANY PARISH ADMIN. COMPLEX
520 OLD SPANISH TRAIL
SLIDELL, LOUISIANA

RENOVATE OFFICE BUILDING

DAMMON ENGINEERING, INC.

1095 FLORIDA AVENUE 985-649-5832 SLIDELL, LA. 70458
DAMMONENGINEERING.COM

SCALE: AS NOTED

FILE:

JOB NO. 1729

DATE: 1-8-07

SHEET

P-8

OF