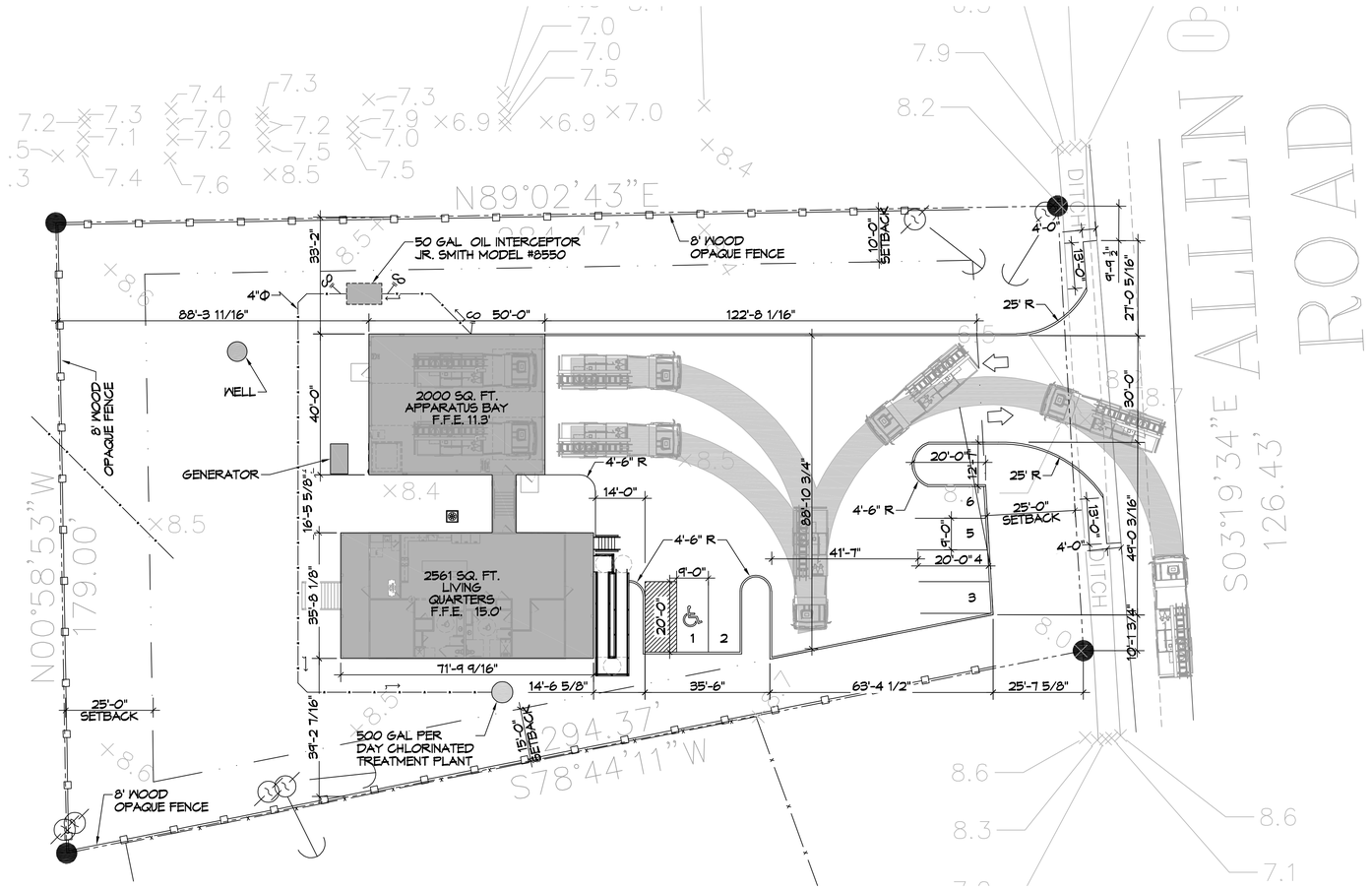

6 SITE PLAN
SCALE: 1" = 20'-0"

PARKING

PROVIDED SPACES: 6

PLANING

LOT 29 AND 30
ZONED PF-1 PUBLIC FACILITY

FLOOD ZONE

ZONE "A10"

FINISHED FLOOR ELEVATIONS

APPARATUS BAY F.F.E. = 11.0'

BASE FLOOD ELEVATION FOR LIVING QUARTERS = 13.0' + 1' = 14.0'

DAMMON ENGINEERING, INC.
LOUISIANA & MISSISSIPPI

Chief Engineer: Brian Mistich, PE
554 Old Spanish Trail
Slidell, LA 70458

www.dammonengineering.com
info@dammonengineering.com
PH: 985.649.5832

REVISIONS

#	DESCRIPTION	DATE

SEAL:

ST. TAMMANY FIRE PROTECTION DISTRICT No. 1

FIRE STATION 19

57047 ALLEN ROAD
SLIDELL, LOUISIANA 70461

JOB No:		DATE:	03-22-2022
DRAWN BY:	CKD	CHECKED BY:	JMS

SHEET TITLE:
SITE PLAN

DRAWING NUMBER:

C101

SHEET No: 3 of x

WINDOW SCHEDULE

MK	WIDTH	HEIGHT	TYPE	FRAME	FR	REMARKS
W1	3'-0"	5'-6"	SINGLE HUNG	STEEL	NR	FRAME BLACK
W2	3'-0"	3'-0"	SINGLE HUNG	STEEL	NR	FRAME BLACK

DOOR SCHEDULE

MK	WIDTH	HEIGHT	THK	DOOR MAT	FRAME	FR	REMARKS
D01	3'-0"	8'-0"	1-3/4"	ALUM/GLASS	WOOD	NR	INSULATED FRONT DOOR
D02	3'-0"	6'-8"	1-3/4"	SOLID WOOD	WOOD	NR	INTERIOR STAINED DOOR
D03	3'-0"	6'-8"	1-3/4"	SOLID WOOD	WOOD	NR	STAINED DOOR W/ CLOUSER
D04	2'-0"	6'-8"	1-3/4"	SOLID WOOD	WOOD	NR	STAINED DOOR
D05	3'-0"	6'-8"	1-3/4"	SOLID WOOD	WOOD	NR	STAINED DOOR
D06	3'-0"	6'-8"	1-3/4"	SOLID WOOD	WOOD	NR	STAINED DOOR
D07	4'-0"	7'-0"	-	-	-	NR	CASED OPENING
D08	3'-0"	6'-8"	1-3/4"	ALUM/GLASS	WOOD	NR	INSULATED BACK DOOR
D09	3'-0"	6'-8"	1-3/4"	SOLID WOOD	WOOD	45 MIN	STAINED DOOR
D10	3'-0"	6'-8"	1-3/4"	STEEL	STEEL	NR	INSULATED/PAINTED
D11	3'-0"	6'-8"	1-3/4"	STEEL	STEEL	NR	INSULATED/PAINTED
D12	12'-0"	14'-0"	-	STEEL	STEEL	NR	INSULATED ROLL-UP DOOR
D13	6'-0"	7'-0"	-	STEEL	STEEL	NR	ROLL-UP DOOR

NOTE: ALL DOORS ARE TO BE FITTED WITH COMMERCIAL GRADE HARDWARE AND HANDLES

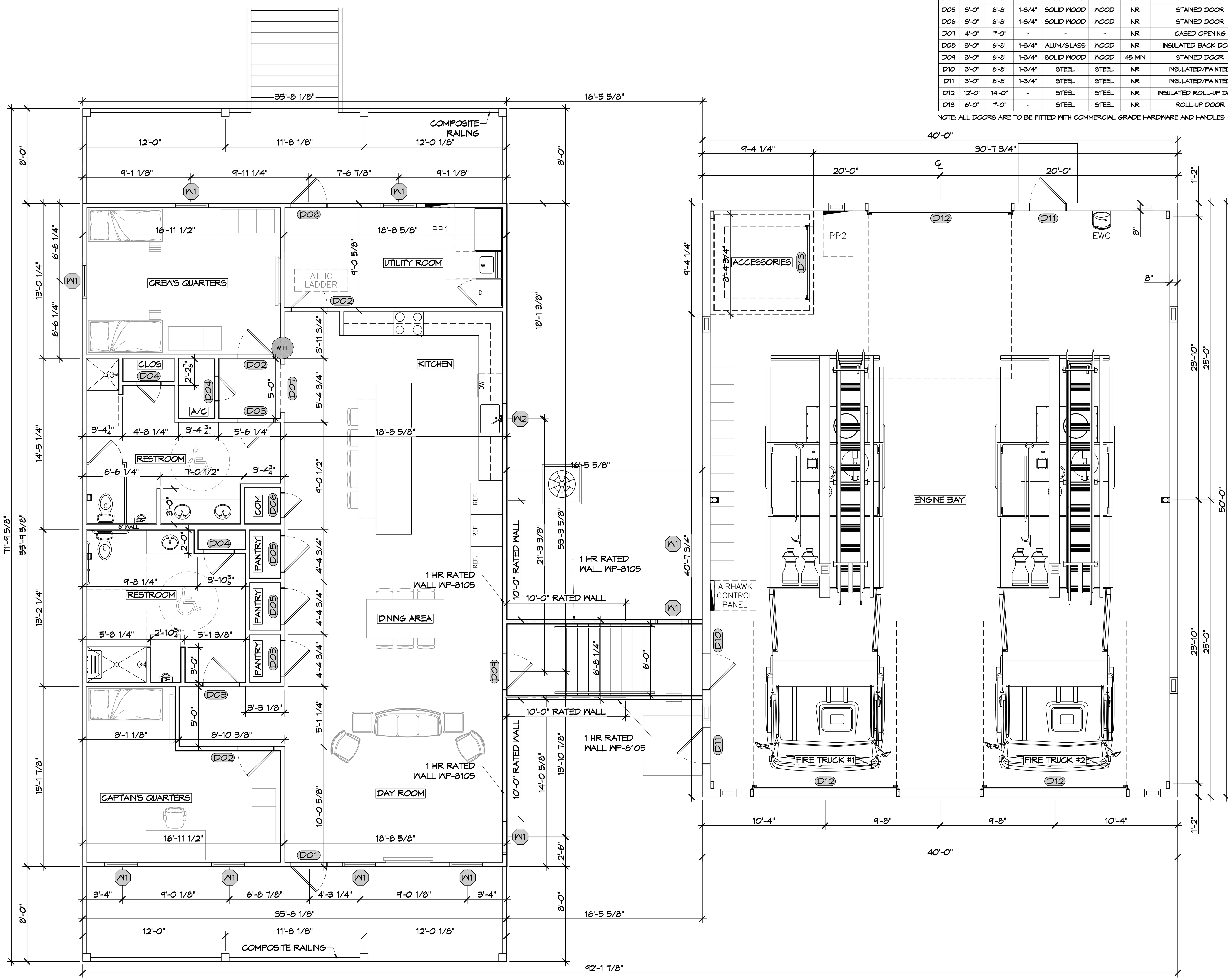

10 FLOOR PLAN
SCALE: 1/4"= 1'-0"

GENERAL NOTES

1. INSULATION AND INSULATION ASSEMBLIES SHALL MEET THE REQUIREMENTS OF IBC 2012 SECTION 719.
   A. CONCEALED INSULATION SHALL HAVE A FLAME SPREAD OF 0-25 AND SMOKE DEVELOPED INDEX OF 0-450. EXCEPT THAT IN COMBUSTIBLE (WOOD FRAME) CONSTRUCTION.
   B. FACING SHALL COMPLY WITH IBC 2012.
2. ALL MATERIALS SHALL BE NEW AND UL LISTED.
3. NO WORK SHALL BE CONCEALED UNTIL APPROVED BY LOCAL INSPECTORS.
4. CONSTRUCTION SHALL COMPLY WITH ALL PARISH, STATE, AND LOCAL CODES.
5. CONTRACTOR TO GUARANTEE WORK FOR ONE YEAR FROM DATE OF SUBSTANTIAL COMPLETION.
6. CONTRACTOR SHALL FURNISH WATER AND POWER FROM EXISTING SOURCES.
7. EXTERIOR CAULKING SHALL BE THIOKAL CAULK.
8. PAINT SHALL BE SHERWIN WILLIAMS OR EQUIVALENT AND APPROPRIATE FOR THE SUBSTRATE TO WHICH IT IS APPLIED AS RECOMMENDED BY PAINT MANUFACTURER. ALL WORK TO RECEIVE THREE COATS (ONE PRIMER COAT, TWO FINISH COATS) UNLESS OTHERWISE RECOMMENDED BY PAINT MANUFACTUER. COLORS TO BE SELECTED BY OWNER.
9. PROVIDE CLEANUP ON A REGULAR BASIS. NO TRASH SHALL BE STORED INSIDE BUILDING PREMISES.
10. ALL BATT INSULATION SHALL HAVE A CLASS "A" (0-25) FLAME SPREAD IN COMPLIANCE WITH IBC 2012.
11. USE 2x6 STUDS, OR TWO 2x4 STAGGERED STUDS WITH 2x6 SILL PLATE AT ALL WALLS WHERE 4" PIPE IS INDICATED. SEE PLUMBING RISER DIAGRAM FOR PIPE SIZE.
12. PROVIDE GALVANIZED METAL PAN WITH DRAIN AT ALL WATER HEATERS.
13. ALL FLOORING SHALL MEET OR EXCEED ADA GUIDELINES REQUIREMENTS FOR SLIP RESISTANCE.
14. INTERIOR LOCKS ON DOORS IN MEANS OF EGRESS SHALL NOT REQUIRE THE USE OF A KEY, SPECIAL KNOWLEDGE, OR SPECIAL DEVICE TO OPEN IN THE DIRECTION OF EGRESS. ALL DOORS SHALL HAVE LEVER TYPE HANDLES.
15. INTERIOR WALLS AND CEILINGS SHALL HAVE A FLAME SPREAD OF 0-200 AND A SMOKE DEVELOPMENT RATING OF 0-450.
16. ALL WORK SHALL COMPLY WITH THE LATEST EDITION OF ALL LOCAL, STATE, AND NATIONAL CODES COVERING THE TYPE OF WORK BEING PERFORMED.
17. PROVIDE PORTABLE FIRE EXTINGUISHERS IN ACCORDANCE WITH NFPA 101. SEE APPENDIX "E" OF NFPA 101 FOR DISTRIBUTION OF EXTINGUISHERS.
18. ALL FIRE WALLS SHALL EXTEND TIGHT TO ROOF DECK AND BE SEALED WITH AN APPROVED FIRE CAULK.
19. ALL ELECTRICAL, MECHANICAL, AND PLUMBING MATERIALS PENETRATING FIRE WALLS SHALL BE FIRE CAULKED. (PENETRATIONS THROUGH RATED CONSTRUCTION SHALL BE SEALED WITH A MATERIAL CAPABLE OF PREVENTING THE PASSAGE OF FLAMES AND HOT GASES WHEN TESTED IN ACCORDANCE WITH ASTM-E814.)
20. SERVICE COUNTERS SHALL HAVE AN ACCESSIBLE WRITING SURFACE IN COMPLIANCE WITH ADAAG ACCESSIBILITY GUIDELINES 2010, SECTION 902.3.

GA FILE NO. WP 8105 GENERIC

GYPSUM WALLBOARD, GYPSUM SHEATHING, WOOD STUDS

EXTERIOR SIDE: ONE LAYER 48" WIDE 5/8" TYPE X GYPSUM SHEATHING APPLIED PARALLEL TO 2x4 WOOD STUDS 16" O.C. WITH 1-3/4" GALVANIZED ROOFING MAILS 4" O.C. AT VERTICAL JOINTS AND 7" O.C. AT INTERMEDIATE STUDS AND TOP AND BOTTOM PLATES. JOINTS OF GYPSUM SHEATHING MAY BE LEFT UNTREATED. EXTERIOR CLADDING TO BE ATTACHED THROUGH TO STUDS.

INTERIOR SIDE: ONE LAYER 5/8" TYPE X GYPSUM WALLBOARD, WATER-RESISTANT GYPSUM BACKING BOARD, OR GYPSUM VENEER BASE APPLIED PARALLEL OR AT RIGHT ANGLES TO STUDS WITH 6D COATED NAILS, 1-7/8" LONG, 0.0915" SHANK, 1/4" HEADS, 7" O.C. (LOAD-BEARING)

1 HOUR FIRE

THICKNESS: VARIES
~ WEIGHT: 7 PSF
FIRE TEST: SEE WP 3510 (UL R3501-47,-48, 9-17-65, UL DESIGN U309; UL R1319-129, 7-22-70, UL DESIGN U314)

DAMMON ENGINEERING, INC.
LOUISIANA & MISSISSIPPI
Chief Engineer: Brian Mistich, PE
554 Old Spanish Trail
Slidell, LA 70458
www.dammonengineering.com
info@dammonengineering.com
PH: 985.649.5832

#	DESCRIPTION	DATE

REVISIONS

SEAL:

ST. TAMMANY FIRE PROTECTION DISTRICT NO. 1

FIRE STATION 19

57047 ALLEN ROAD
SLIDELL, LOUISIANA 70461

JOB No: | DATE: 03-22-2022
DRAWN BY: CKD | CHECKED BY: JMS

The above drawings and specifications, designs and arrangements represented thereby are and shall remain the property of Dammon Engineering, and no part thereof shall be copied, disclosed to others, or used in connection with any work or project other than the specific project for which they have been prepared and developed without written consent of Dammon Engineering. Visual contact with these drawings or specifications shall constitute conclusive evidence of acceptance of these restrictions.

SHEET TITLE:
FLOOR PLAN AND SECTION VIEW

DRAWING NUMBER:
A101

SHEET No: 7 of x

FILE NAME: J:\...\Government\3456 - Allen Road Fire Station 19\Drawings\Current Drawings\A103 - Engine Bay Exterior Elevations.dwg PLOT DATE & TIME: Friday, April 1, 2022 3:08:28 PM

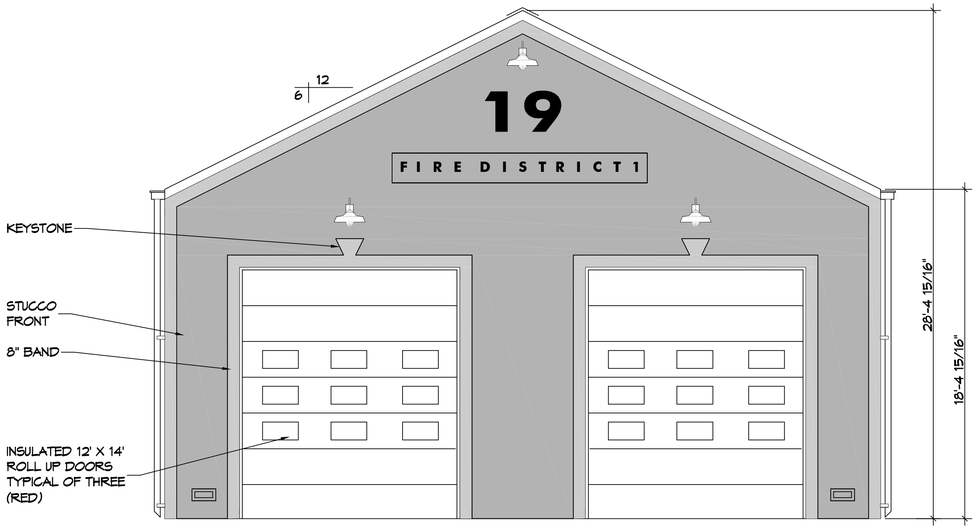

13 FRONT ELEVATION
SCALE: 1/4"=1'-0"

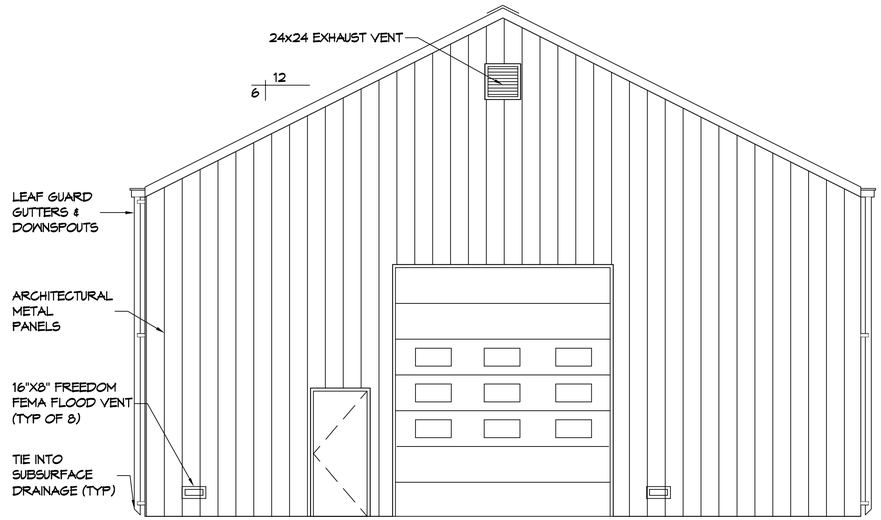

14 REAR ELEVATION
SCALE: 1/4"=1'-0"

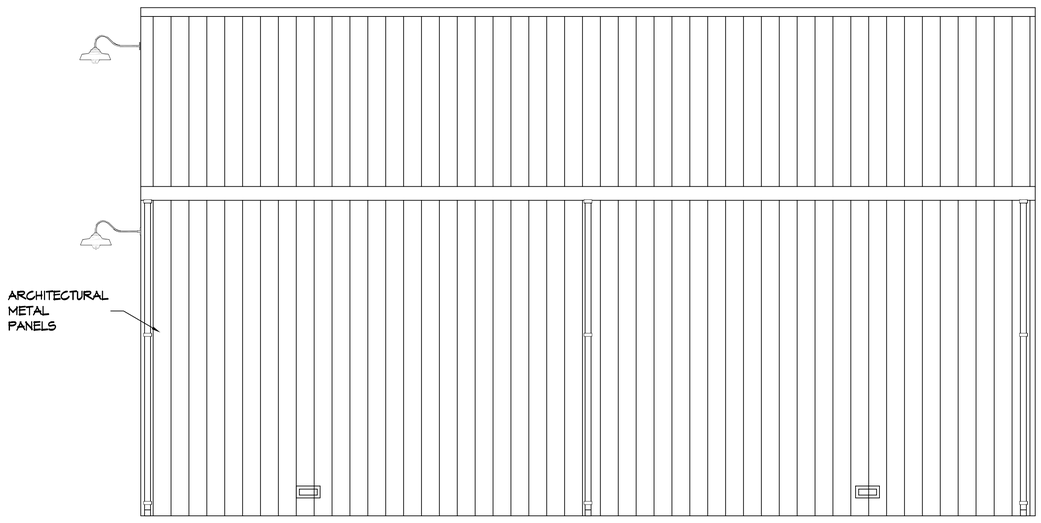

11 RIGHT ELEVATION
SCALE: 1/4"=1'-0"

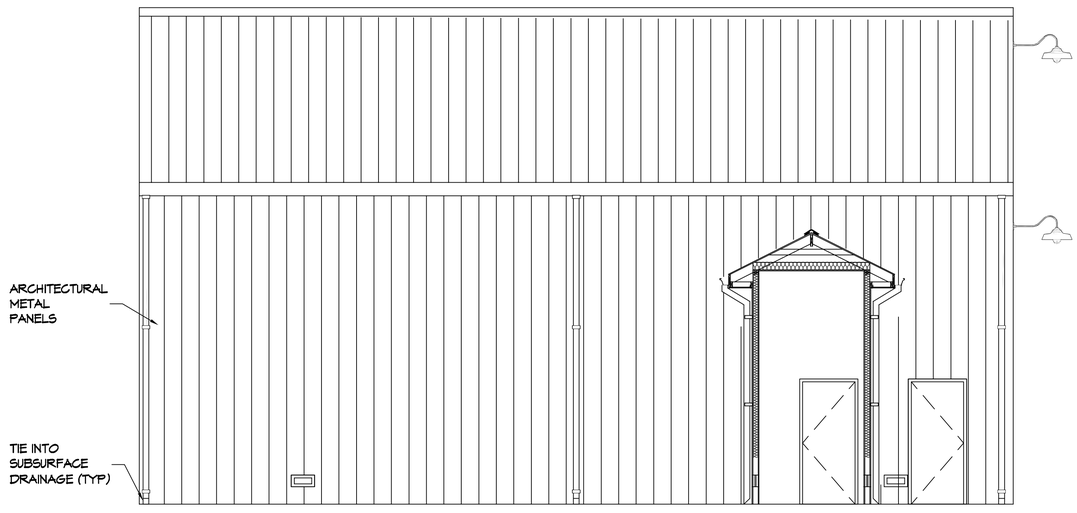

12 LEFT ELEVATION
SCALE: 1/4"=1'-0"

DAMMON ENGINEERING, INC.
LOUISIANA & MISSISSIPPI
www.dammonengineering.com
info@dammonengineering.com
PH: 985.649.5832
Chief Engineer: Brian Mistich, PE
Cert. # 36643
Date Issued: 3-22-2022

REVISIONS

#	DESCRIPTION	DATE

SEAL:

ST. TAMMANY FIRE PROTECTION DISTRICT No. 1

FIRE STATION 19

STOAT ALLEN ROAD
SLIDELL, LOUISIANA 70461

JOB No:		DATE:	03-22-2022
DRAWN BY:	GKD	CHECKED BY:	JAS

The architectural drawings, the project manual and the computer software programs (the instruments of service) prepared by Dammon Engineering, Inc. (DE) are copyrighted works and shall remain the property of DE whether the project for which they are made is executed or not. The instruments of service are not to be changed or copied in any form or manner whatsoever nor are they to be assigned to any third party without first obtaining the written permission and consent of DE. No legal right or interest to the instruments of service shall pass to the owner unless and until all invoices have been paid in full. The owner shall indemnify and hold harmless DE from any claims, suits, demands, liabilities, losses, damages and costs, including reasonable attorney's fees and defense costs, arising out of or resulting from the reuse of the instruments of service without the written consent of DE.

SHEET TITLE:
ENGINE BAY EXTERIOR ELEVATIONS

DRAWING NUMBER:
A103

SHEET No: 8 of x

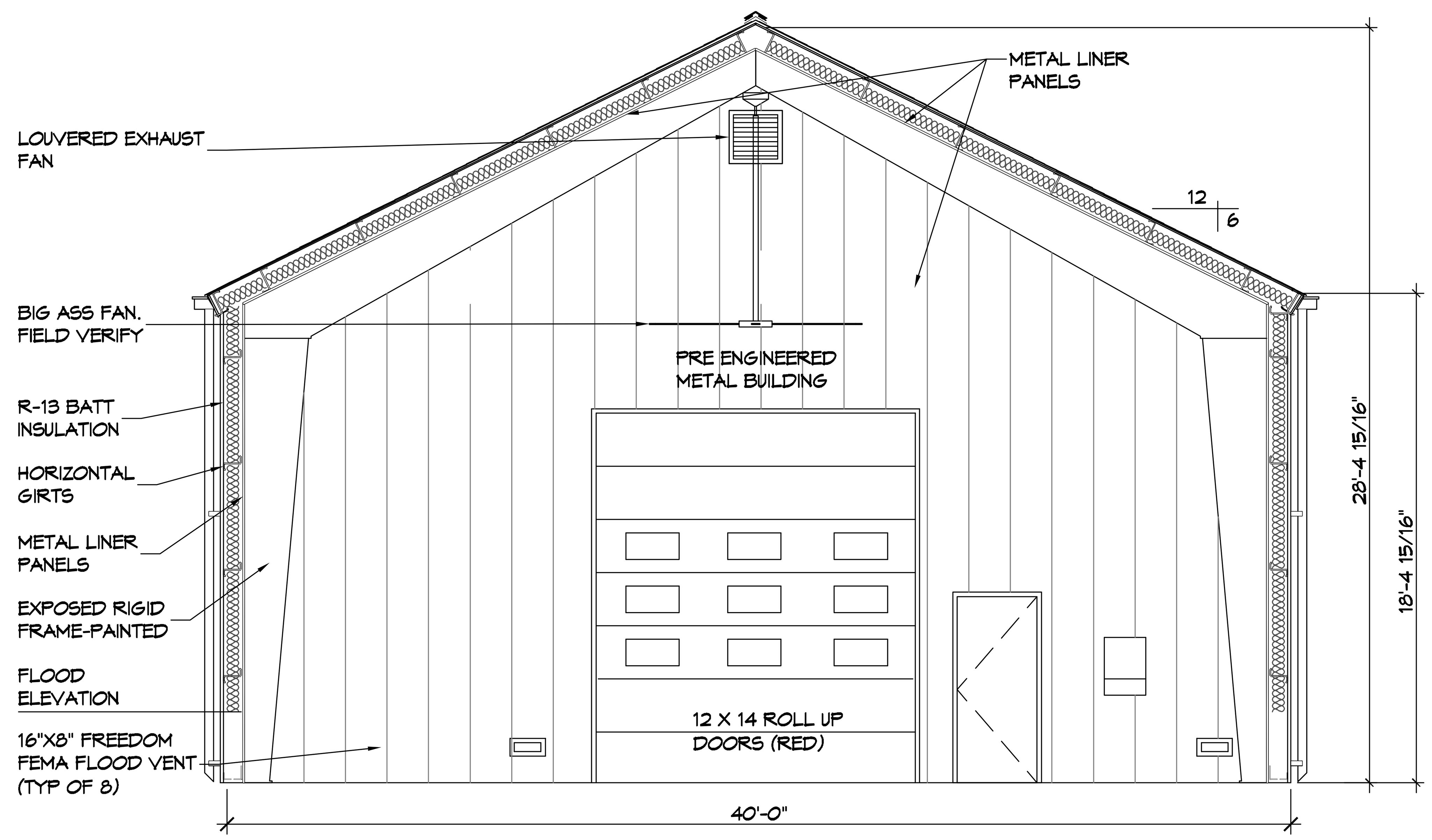

1 ENGINE BAY BLDG SECTION
SCALE: 1/4" = 1'-0"
ENGINE BAY

DAMMON ENGINEERING, INC.
LOUISIANA & MISSISSIPPI
Chief Engineer: Brian Mistich, PE
554 Old Spanish Trail
Slidell, LA 70458
www.dammonengineering.com
info@dammonengineering.com
PH: 985.649.5832

#	DESCRIPTION	REVISIONS	DATE

SEAL:

ST. TAMMANY FIRE PROTECTION DISTRICT No. 1

FIRE STATION 19

57047 ALLEN ROAD
SLIDELL, LOUISIANA 70461

JOB No:		DATE:	03-22-2022
DRAWN BY:	CKD	CHECKED BY:	BAM

The above drawings and specifications, designs and arrangements represented thereby are and shall remain the property of Dammon Engineering, and no part thereof shall be copied, disclosed to others, or used in connection with any work or project other than the specific project for which the have been prepared and developed without written consent of Dammon Engineering. Visual contact with these drawings or specifications shall constitute conclusive evidence of acceptance of these restrictions.

SHEET TITLE:
ENGINE BAY SECTION

DRAWING NUMBER:
S106