

4L-P-D

MOD™ 3 LED PENDANT DIRECT

FEATURES

- Variable Intensity technology provides a range of specifiable outputs and resulting fixture wattages
- 2 SDCM color consistency
- End cap design eliminates visible diffuser seams/gaps



CONTROLS



SPECIFICATIONS

CONSTRUCTION

- Housing constructed from extruded aluminum
- End caps constructed from die cast aluminum with magnetic interface
- End caps overlap diffuser at each fixture end to eliminate gaps and LED visibility

OPTICAL PERFORMANCE

- 2 SDCM color consistency, 80 or 90 CRI
- SOF: Soft diffuse acrylic lens
- REG: 1/2" regressed softglo lens with painted steel inserts. Output multiplier (.77)
- BWO: White blade baffle with softglo lens overlay. Output multiplier (.70)
- ASYM: Asymmetric Highly transmissive diffuse acrylic lens with linear prisms
- BAT: "Batwing" distribution created created from highly transmissive diffuse acrylic lens with linear prisms
- DRP: 1/2" protruding soft diffuse "drop" lens

INSTALLATION

- Suspension required at every row joint. 3/64" diameter field-adjustable aircraft cables, ships separately
- Low profile cable gripper limits visibility while providing maximum horizontal balance adjustment
- Pendant locations at ends of rows (or individual fixtures) are 1/2" from fixture ends
- Pendant attachment allows for horizontal adjustment to "fine-tune" side-to-side leveling
- Illuminated corners available in 90°, 120°, 135°. One piece construction, ready to install, with diffusers that match adjoining fixtures. Corner system connectors must be used to form patterns. The length of each outside or inside illuminated corner is 12"

INSTALLATION (CONTINUED)

- Square and Triangle non-illuminated connectors match fixture width for continuous look
- Fixture weight: 3lbs/ft

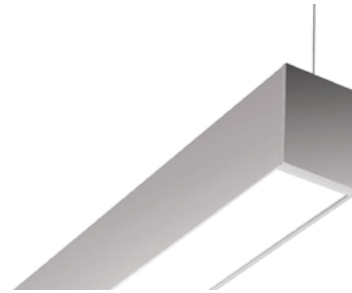
ELECTRICAL

- Variable Intensity (VI) technology allows precise specification of fixture output/wattage. Fixture will be programmed and labeled to specification. Indirect and direct hemispheres can be independently specified
- LED boards and drivers can be accessed and removed from fixture, while installed
- Entire LED module can be removed and replaced
- 1C (1 Circuit) Fixture wired for a single circuit
- Non-feed: 2" diameter canopy covers provided (unless 5" non-feed cover is specified)
- Feed Cord: 4-wire, 7 amps max; 5-wire, 5 amps max
- Emergency Battery: 10W battery powered driver. Provides a minimum of 90 minutes of emergency lighting. Inverter-Compatible. Provided by others. Available in 4'+ fixtures

CONTROLS

- Sensors install between diffusers
- NX Distributed Intelligence™: Supports indoor and outdoor applications, wired, wireless and hybrid networked NX lighting control deployments and enabled emerging applications, such as Hubbell Lighting's SpectraSync™ Color Tuning Technology
- SpectraSync™ Color Tuning Technology: Control your space based on the needs of the application, specific activities throughout the day and preferences of the occupants

MOD^x



RELATED PRODUCTS

- Ø [2L-P-D](#) Ø [3L-P-D](#) Ø [6L-P-D](#)

SERVICE PROGRAMS



CERTIFICATIONS

- DLC® (DesignLights Consortium) Qualified - see www.designlights.org
- CSA listed for damp location
- IBEW
- AF of L
- UL924
- This product qualifies as a "designated country construction material" per FAR 52.225-11 Buy American-Construction. Materials under Trade Agreements effective 8/14/2020. See Buy American Solutions. Contact factory for configurations including SpectraSync, NX, or sensors.

WARRANTY

- LED boards - 5 years
- LED drivers (standard) - 5 years
- LED drivers (Lutron) - 3 years
- See www.litecontrol.com for details

KEY DATA	
Lumen Range Per Foot	D: 300 - 1100
Wattage Range Per Foot	2.6-10.0
Efficacy Range (LPW)	110-118
Rated Life (Hours)	L70: >61,000 L90: >61,000

4L-P-D

MOD™ 3 LED PENDANT DIRECT

DATE: _____ LOCATION: _____

TYPE: _____ PROJECT: _____

CATALOG #: _____

_____ = Service Program



Click icon for a list of Quick-Ship options

ORDERING GUIDE

Example: 4L-P-D-8-08-SOF-C1-27K-D030-D01-1C-UNV-FA1

CATALOG # _____

4L Series	Mounting	Fixture Distribution	Row Length (In Feet)	Max Length In Row	Direct Optical Distribution	Finish/Color ²
4L MOD	P Pendant	D Direct AD Asymmetric Direct	___' Enter in foot increments	02 2', 609mm 03 3', 914mm 04 4', 1219mm 05 5', 1524mm 06 6', 1829mm 08 8', 2438mm	SOF Soft Diffuse Lens, Lambertian REG Regressed Diffuse Lens ³ BWO Blade Baffle with Overlay ³ ASYM Asymmetric Diffuse Lens ^{3,4} BAT Batwing Lens DRP Drop Lens ^{1,3}	C1 Matte White (Default) C2 Textured Matte White C3 Light Silver C4 Machined Aluminum C5 Carbon Black C6 Textured Camera Black CC Custom Color
Color Temperature		Direct Output/ft ⁶	Driver	Circuiting	Voltage	Suspension Kit ⁸
27K 2700K ¹	D030 300 (min) ⁷	D01 1% Dimming, 0-10V	1C 1 Circuit	UNV Universal Voltage (120V through 277V)	FA1 Suspension Kit, 51"	
30K 3000K	to	D00 1% Dim-to-Off, 0-10V		347 347 Volt ^{1,7}	FA2 Suspension Kit, 87"	
35K 3500K	D125 1250 (max)	D05 SpectraSync 5% Dimming, 0-10V ¹⁰			FA3 Suspension Kit, 219"	
40K 4000K		DS1 1% Dimming w/ Soft Start, 0-10V			FA4 Suspension Kit, 363"	
50K 5000K ¹		DS0 1% Dim-to-Off w/ Soft Start, 0-10V				
27K9 2700K, 90 CRI ¹		LEC Hi-Lume 1% Ecosystem LED Driver				
30K9 3000K, 90 CRI		DALI DALI ¹				
35K9 3500K, 90 CRI		DALIP Powered by DALI (2.0) ¹				
40K9 4000K, 90 CRI		NDM Non-Dimming				
50K9 5000K, 90 CRI ¹						
2230TD 2200K-3000K SpectraSync™ Dim-to-Warm ⁵						
2750T 2700K-5000K SpectraSync™ Tunable White ⁵						
2765T 2700K-6500K SpectraSync™ Tunable White ⁵						

OPTIONAL

Nightlight	Emergency	Thru-wiring	Patterns ^{1,12}	T-Bar Clips ¹³
NL Nightlight Circuit Required. Enter quantity. 2NL = 2 nightlight circuits/row	EF 10W Emergency Battery Pack. Enter quantity. 2EF = 2 emergency batteries/row. ⁹	W1 No Thru Wire W2 Provide Normal and Emergency/ Nightlight Thru Wiring ¹¹ W3 Provide Normal Thru Wiring Only	C90L Illuminated 90° Corner C120L Illuminated 120° Corner C135L Illuminated 135° Corner	CB1 T-bar clip - 15/16" CB2 T-bar clip - 9/16" CB3 T-bar clip - 9/16" SS

Notes:

- Additional lead time may be applicable. Contact factory.
- Visit www.litecontrol.com/finishes for details.
- Not Available with Patterns.
- Must be ordered with AD.
- Must be ordered with D05 Driver option; excludes 2' lengths and patterns.
- Specifiable in 50 lumen increments. Reference the Performance Data Table for full performance offering and exceptions.
- Excludes Emergency Battery Pack 'EF' Option. Excludes DALI, DALIP and Lutron (LEC) Dimming Drivers
- Add suffix /V to replace all 2" non-feed canopy covers with 5" canopy covers. FA1/V = 51" suspension kit w/ 5" canopies; canopies and feed cord are supplied in white regardless of fixture color unless otherwise specified.
- EF - 10W battery powered driver. Provides a minimum of 90 minutes of emergency lighting. Inverter-Compatible. Provided by others.
- Must be ordered with 2230TD, 2750T or 2765T Option
- Only applicable when specified with Emergency/Nightlight.
- Contact Factory for pattern configurations. Approval drawings required.
- Includes Luminaire Canopy Box.
- NX In-Fixture Control Options:**
- Not available for row mounting. Only available with 0-10V Driver options. Contact factory for Length restrictions.
- Refer to [NX Integrated Controls Reference Table](#) for Functionality of Options.
- NX Sensors with Bluetooth, BLE, provides remote commission only.

Control Options¹

NX Standalone

NXS NX, PIR BT Occupancy/Daylight Sensor, Slide Mount^{14, 15, 16}

NX Networked – Wired

NXE NX, Dual SmartPorts^{14, 15}

NXES NX, PIR BT Occupancy/Daylight Sensor, Slide Mount, Dual SmartPORTS^{14, 15}

NX Networked – Wireless

NXSW NX Wireless, PIR BT Occupancy/Daylight Sensor^{14, 15, 16}

NXWE NX Wireless Wireless Enabled^{14, 15}

NX Networked – Wired/Wireless

NXSWD NX Wireless, PIR BT Occupancy/Daylight Sensor, Dual SmartPORTS^{14, 15, 16}

NXWD NX Wireless, Dual Smart Ports^{14, 15}

Sensors

SD1 Daylight Sensor Required. Enter quantity. 2SD1 = 2 daylight sensors/row

SO1 Occupancy Sensor Required. Enter quantity. 2SO1 = 2 occupancy sensors/row

4L-P-D

MOD™ 3 LED PENDANT DIRECT



CONTROLS

NX Distributed Intelligence™ Lighting Controls:

Supports both indoor and outdoor applications in a variety of deployment options- wired, wireless, hybrid. Integrates with and enables a wide array of luminaires including those with SpectraSync Color Tuning Technology.

NX INTEGRATED CONTROLS REFERENCE								
NX Option	Sensor	Networkable	Scheduling	Occupancy	Daylight Harvesting	0-10V Dimming	On/off Control	Bluetooth® App Programming
NX Standalone								
NXS	NXSMP-SMI	No	Yes	Yes	Yes	Yes	Yes	Yes
NX Networked – Wired								
NXE	N/A	Yes	Yes	No	No	Yes	Yes	Requires NXBTC/R ¹
NXES	NXSMP-SMI	Yes	Yes	Yes	Yes	Yes	Yes	Yes
NX Networked – Wireless								
NXSW	NXSMP-SMI	Yes	Yes	Yes	Yes	Yes	Yes	Yes
NXWE ²	N/A	Yes	Yes	No	No	Yes	Yes	No ³
NX Networked – Wired/Wireless								
NXSWD	NXSMP-SMI	Yes	Yes	Yes	Yes	Yes	Yes	Yes
NXWD	N/A	Yes	Yes	No	No	Yes	Yes	Requires NXBTC/R ^{1,3}

- 1 NXBTC/R needs to be plugged into an available NX SmartPort™ on the fixture network
- 2 Programming via App requires factory assistance
- 3 To program NXWE option, need to consult factory. If connected to an area controller, programming can be done from that

SpectraSync™ Color Tuning Technology:

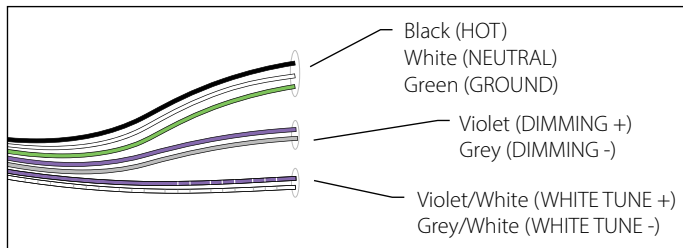
Control your space based on the needs of the application, specific activities throughout the day and preferences of the occupants with distinct SpectraSync™ Color Tuning Technologies.



SPECTRASYNCH COLOR TUNING TECHNOLOGY		
Mode	Kelvin Range	Description
Dim to Warm	2200K-3000K	Mimics the familiar warming effect that occurs with traditional incandescent sources as they are dimmed
Tunable White	2700K-5000K 2700K-6500K	Offers users the ability to tailor CCT to their personal preference, enhancing task visibility, material and colors or the aesthetics of the space
Scheduled White	2700K-5000K 2700K-6500K	Mimics the rhythm of natural light or follows an alternative user-defined schedule throughout the day, enhancing an occupant's mood and well-being

SpectraSync Tunable White

Available in two options: 2750T (2700K–5000K) or 2765T (2700K–6500K). Requires two 0–10V controllers, one for intensity and one for CCT. Minimum 5% dimming.

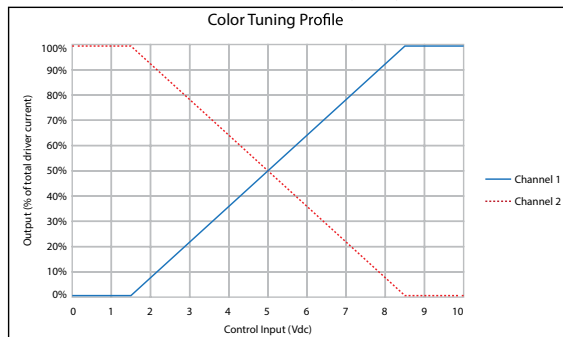


SpectraSync Tunable White luminaires are provided with two 0–10V circuits. The violet and grey circuit is for wiring to any qualified 0–10V controller for dimming. The violet/white and grey/white circuit is for wiring to any qualified 0–10V controller for Tunable White CCT control.

Controller Manufacturer Data

SpectraSync Tunable White was designed to be used with sinking style dimmers (provided by others) and is compatible with:

- Hubbell Control Solutions (HCS): NX Distributed Intelligence™ Room Controllers (NXRC) and In-fixture Controllers (NXFM)
- Lutron: DDTV, DVSTV, and NDTV dimmers
- Wattstopper: ADF120277 and CD4BL (Titan) dimmers



4L-P-D

MOD™ 3 LED PENDANT DIRECT

PERFORMANCE DATA TABLE

The table below shows the delivered lumens for the various lumen outputs. Use this chart in connection with the output multiplier capability to deliver any output required.

Nomenclature	Lumens/Ft	W/Ft	Efficacy
Downlight			
D030 (min)	300	2.6	118
D035	350	3.0	118
D040	400	3.4	118
D045	450	3.8	118
D050	500	4.2	118
D055	550	4.7	117
D060	600	5.1	117
D065	650	5.6	116
D070	700	6.1	116
D075	750	6.5	115
D080	800	7.0	115
D085	850	7.5	113
D090	900	7.9	113
D095	950	8.5	112
D100	1000	9.0	112
D105	1050	9.4	111
D110 (max)	1100	10.0	110

(wattage may vary up to 5% from published)

Output Restrictions

Driver options listed below are not available for the output and length as shown.

Restrictions - Direct		Output LPA					950	1000
		300	350	400	450	500		
Length (feet)	2	LEC, DALI, 347V	LEC, DALI, 347V	DALI, 347V	DALI, 347V	DALI, 347V	LEC	LEC
	3	DALI, 347V	DALI, 347V				LEC	LEC
	4						LEC	LEC
	5						LEC	LEC
	6						LEC	LEC
	8						LEC	LEC

Output Multiplier Table

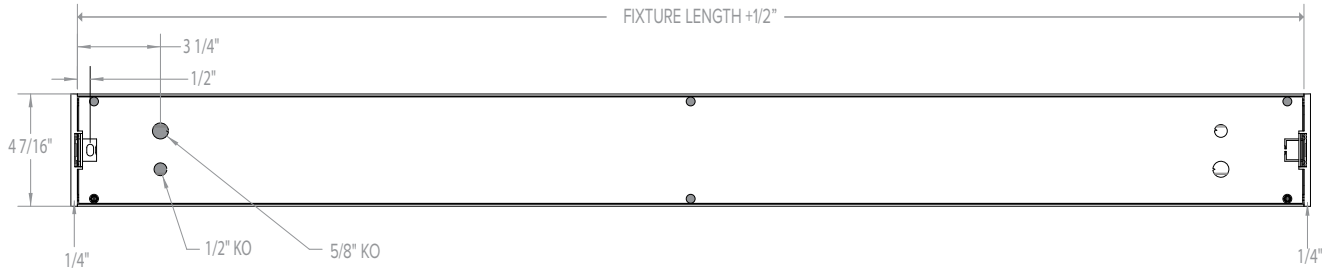
Photometrics for the 4L are published here at a nominal 3500K temperature. This table may be used to approximate the lumen values at different Kelvin temperatures. Power consumption would stay the same.

Option	2700K	3000K	3500K	4000K	5000K	2700K 90 CRI	3000K 90 CRI	3500K 90 CRI	4000K 90 CRI	5000K 90 CRI
SOF	0.95	0.98	1.00	1.03	1.05	0.83	0.85	0.88	0.90	0.93
REG	0.73	0.75	0.77	0.79	0.81	0.64	0.65	0.68	0.69	0.72
BWO	0.67	0.69	0.70	0.72	0.76	0.63	0.53	0.47	0.42	0.39
ASYM	0.95	0.98	1.00	1.03	1.05	0.83	0.85	0.88	0.90	0.93
BAT	0.95	0.98	1.00	1.03	1.05	0.83	0.85	0.88	0.90	0.93
DRP	0.95	0.98	1.00	1.03	1.05	0.83	0.85	0.88	0.90	0.93
LPAD	0.86	0.88	0.90	0.93	0.95	0.75	0.77	0.79	0.81	0.84

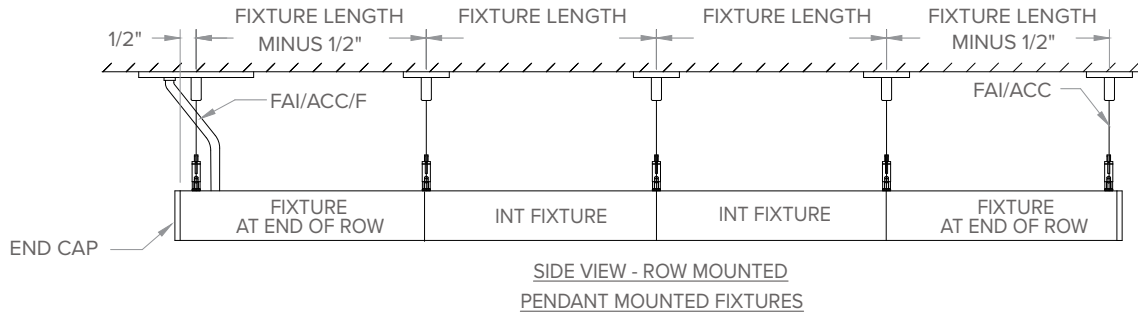
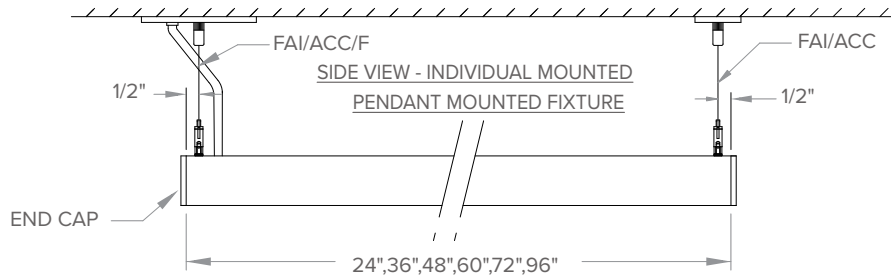
4L-P-D

MOD™ 3 LED PENDANT DIRECT

DIMENSIONS

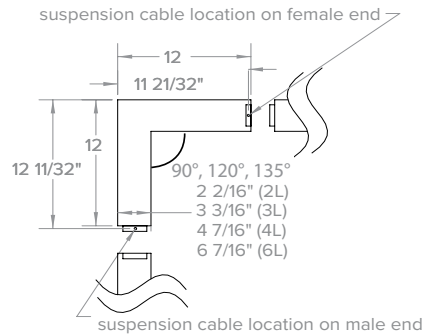


INDIVIDUAL MOUNTING



**SIDE VIEW - ROW MOUNTED
PENDANT MOUNTED FIXTURES**

ROW MOUNTING



PATTERNS

4L-P-D

MOD™ 3 LED PENDANT DIRECT

PHOTOMETRY

4L-P-D-04-SOF-X-CX-35K-D100

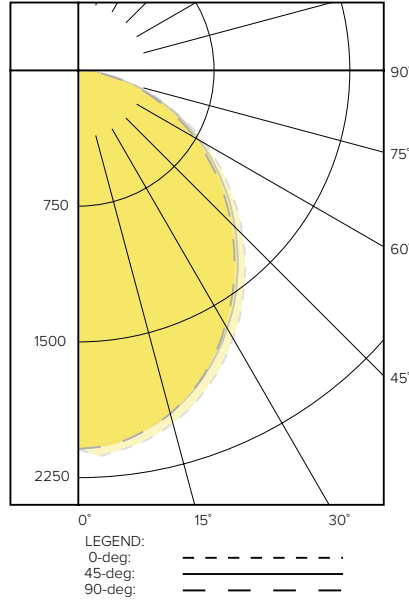
LUMINAIRE DATA

Description	4L Pendant, Soft Diffuse Lens, 3500K
Delivered Lumens	4000
Watts	
Efficacy	112
Mounting	Pendant

ZONAL LUMEN SUMMARY

Zone	Lumens	% Luminaire
0-40	1885.80	47.1
0-60	3214.60	80.4
0-90	4000.10	100.0
0-180	4000.10	100.0

POLAR GRAPH



4L-R-AD-4-XX-XX-ASYM-CX-35K-D050

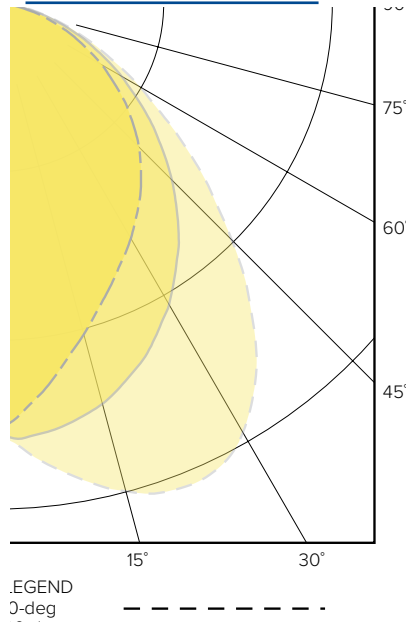
LUMINAIRE DATA

Description	3L Pendant, Soft Diffuse Lens, 3500K
Delivered Lumens	2000
Watts	
Efficacy	124
Mounting	Pendant

ZONAL LUMEN SUMMARY

Zone	Lumens	% Luminaire
0-40	982.00	48.7
0-60	1658.00	82.3
0-90	2016.00	100.0
0-180	2016.00	100.0

POLAR GRAPH



4L-P-D

MOD™ 3 LED PENDANT DIRECT

PHOTOMETRY CONTINUED

4L-X-D-04-BAT-CX-35K-D100

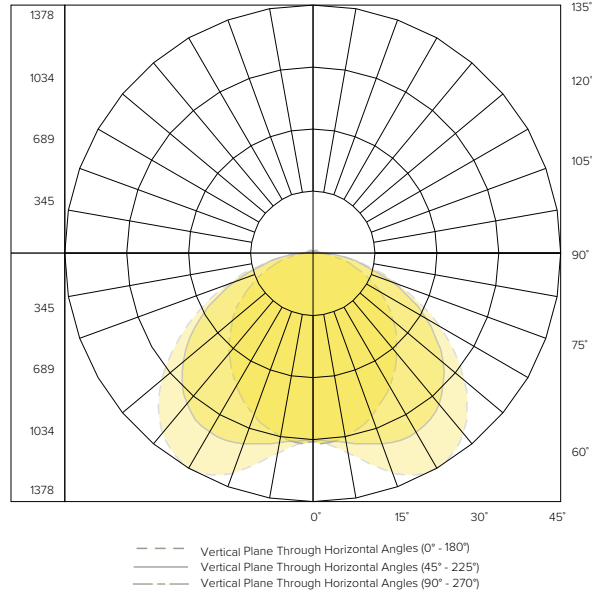
LUMINAIRE DATA

Description	4L Pendant, Batwing Lens, 3500K
Delivered Lumens	4000
Watts	
Efficacy	111
Mounting	Pendant

ZONAL LUMEN SUMMARY

Zone	Lumens	% Luminaire
0-40	1625.84	40.64
0-60	3056.77	76.42
0-90	3948.20	98.70
0-180	4000.172	100.0

POLAR GRAPH



4L-X-D-04-DRP-CX-35K-D100

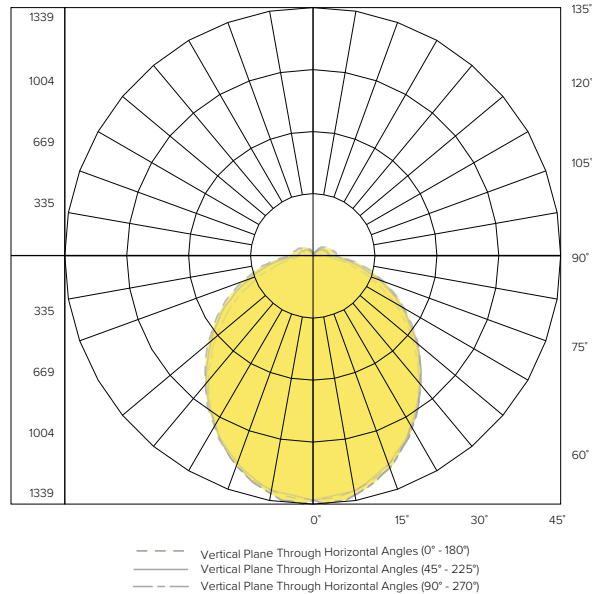
LUMINAIRE DATA

Description	4L Pendant, Drop Lens, 3500K
Delivered Lumens	4000
Watts	
Efficacy	110
Mounting	Pendant

ZONAL LUMEN SUMMARY

Zone	Lumens	% Luminaire
0-40	1613.08	40.60
0-60	2797.69	70.50
0-90	3677.99	92.70
0-180	3969.32	100.0

POLAR GRAPH

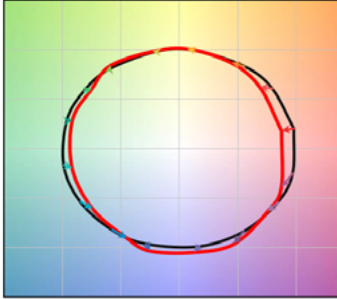


4L-P-D

MOD™ 3 LED PENDANT DIRECT

TM-30 DATA

COLOR VECTOR GRAPHIC



COLOR DISTORTION GRAPHIC



TEST RESULTS - 3500K	
Value	80+ CRI
CCT (K)	3494
CIE R _a	83
D _{uv}	-0.0004
R _f	82
R _g	96
x	0.4052
y	0.3898

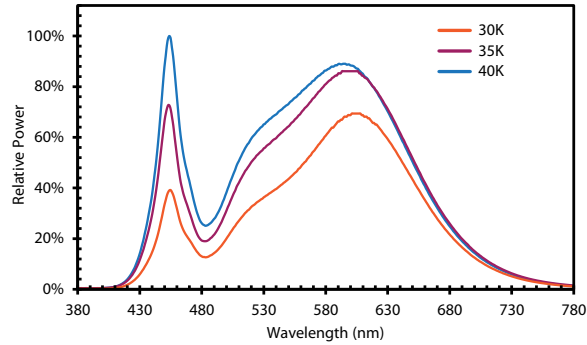
*Graphics shown are at 35K

— Reference Illuminant — Test Source

COLOR CHARACTERISTICS:

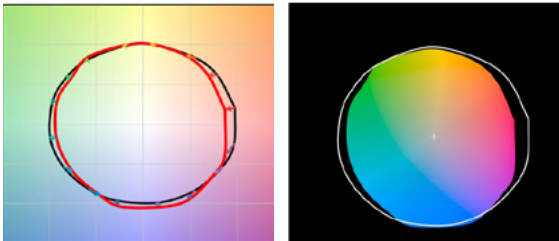
Value	Ordering Code		
	30K	35K	40K
R _f	83	82	82
R _g	96	96	96
CCT (K)	3009	3494	3975
D _{uv}	-0.0009	-0.0004	-0.0003
x	0.435	0.4052	0.3814
y	0.4012	0.3898	0.3768
CIE Ra	83	83	84

SPECTRAL DISTRIBUTION:

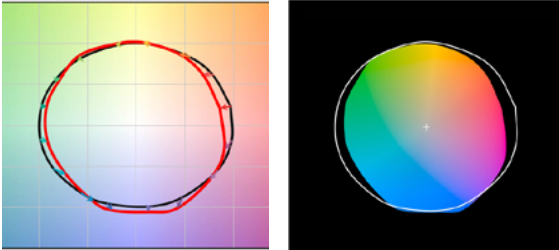


COLOR VECTOR GRAPHIC:

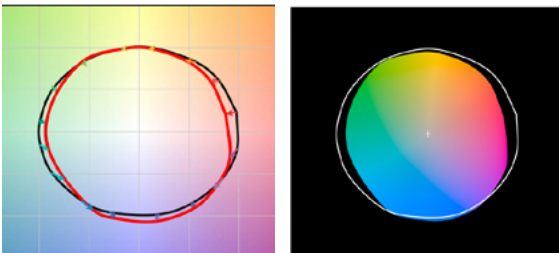
30K



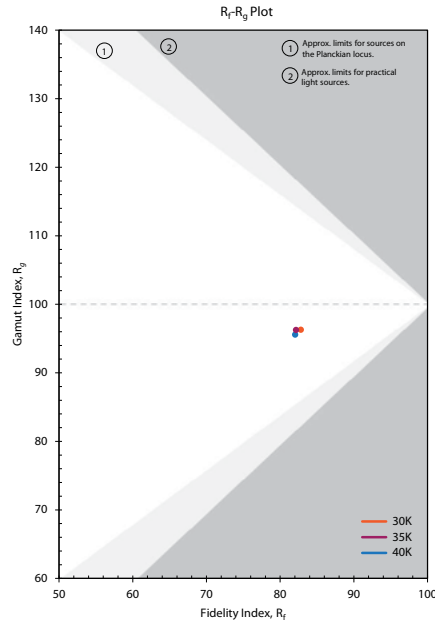
35K



40K



COLOR GAMUT/FIDELITY PLOT:



CRI: 80 MINIMUM

CCT	CRI	R1	R2	R3	R4	R5	R6	R7	R8	R9	R10	R11	R12	R13	R14
30K	83	82	91	97	81	82	89	84	62	13	79	79	69	84	99
35K	83	81	89	95	81	81	85	86	65	13	73	79	62	83	97
40K	84	82	90	94	82	82	85	87	68	17	74	80	60	84	97

4L-P-D

MOD™ 3 LED PENDANT DIRECT

DATE: _____ LOCATION: _____

TYPE: _____ PROJECT: _____

CATALOG #: _____

ADDITIONAL INFORMATION

Driver

D01	100%- 1% dimming range. Fixture will be wired for low voltage 0-10V dimming control.
D00	Dim-to-Off 100%-1% dimming range. Fixture will be wired for low voltage 0-10V dimming control.
D05	100%-5% dimming range, Fixture will be wired for low voltage 0-10V dimming control. Only applicable if either 2230TD, 2750T or 2765T is selected.
DS1	Soft-Start 100%-1% dimming range. Fixture will be wired for low voltage 0-10V dimming control.
DS0	Soft-Start Dim-to-Off 100%-1% dimming range. Fixture will be wired for low voltage 0-10V dimming control.
LEC	Hi-Lume 1% EcoSystem LED Driver with Soft-On, Fade-to-Black dimming technology.
DALI	DALI compatible.
DALIP	Self-Powered DALI bus (e.g. DEXAL)
NDM	Non-dimming. Fixture will be wired for fixed light output.

Rated Life

Tested in accordance to LM79-2008 & derived from EPA TM-21 calculator

L70: 280,000 (calculated per TM-21 extrapolated curve)

L70: >61,000 (reported per TM-21/LM80 6x's limitation)

L90: 72,000 (calculated per TM-21 extrapolated curve)

L90: >61,000 (reported per TM-21/LM80 6x's limitation)

Rated Life (Driver)

Standard = 100,000 hours

Lutron = 50,000 hours