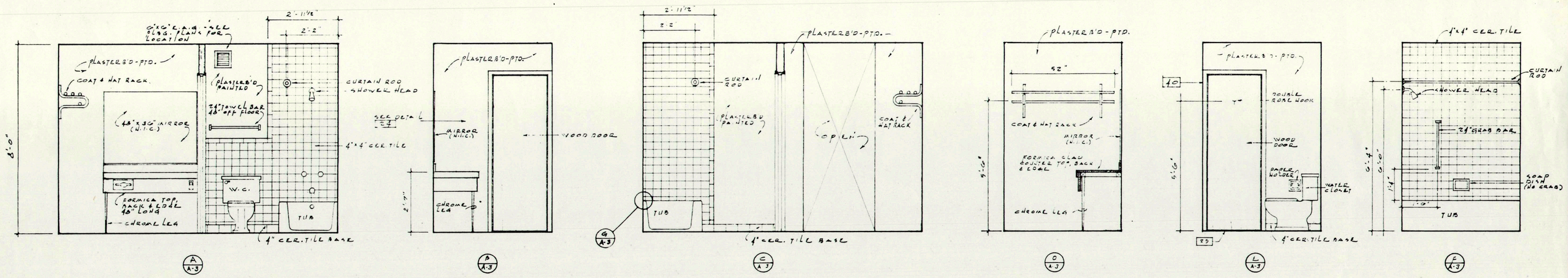

TYPICAL RENTAL UNIT BATH ELEVATIONS
SCALE: 1/2" = 1'-0"

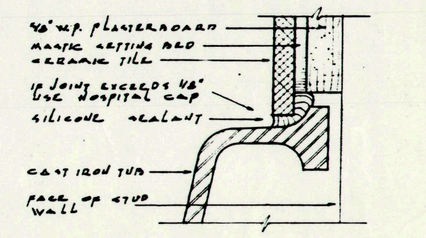

DETAIL @ TUB
full scale

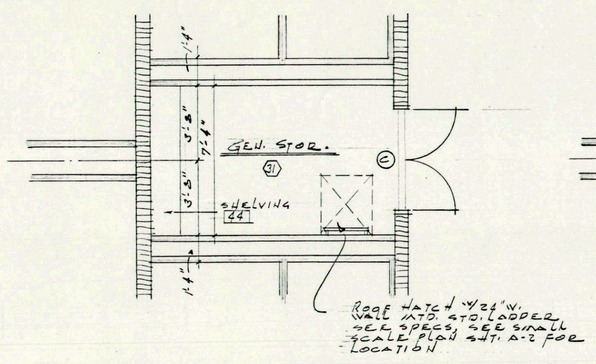

PARTIAL PLAN (GR. OR 2ND FL.) @ GEN. STOR. RMS.
SCALE: 1/4" = 1'-0"

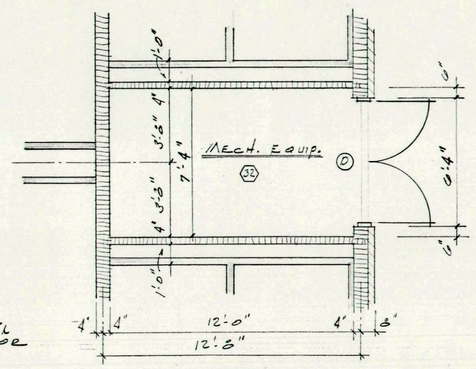

PARTIAL PLAN @ 2ND FL. MECH. EQUIP. RM.
SCALE: 1/4" = 1'-0"

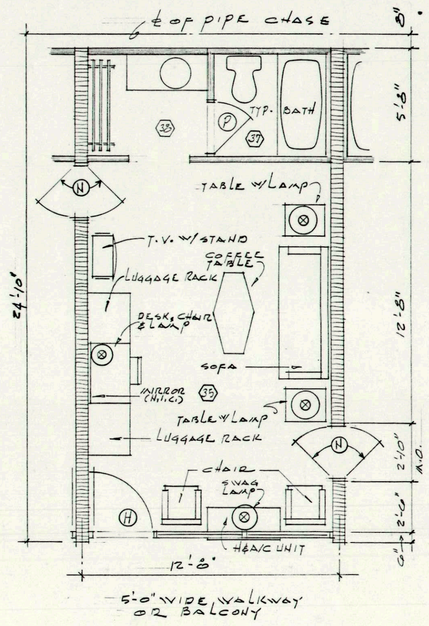

LIVING ROOM (RMS. NO. 108 & 208)
SCALE: 1/4" = 1'-0"

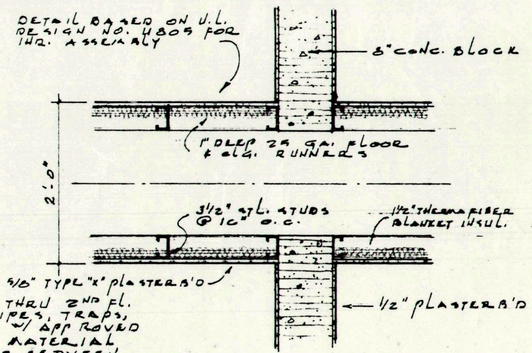

NOTE:
GROUT ALL OPENINGS THRU 2ND FL. SLAB AROUND ALL PIPES, TRAPS, CONDUITS, ETC. SOLID W/ APPROVED INCOMBUSTIBLE (1HR.) MATERIAL TO PROVIDE FIRE STOP BETWEEN FLOORS.

PIPE CHASE DETAIL
SCALE: 1" = 1'-0"

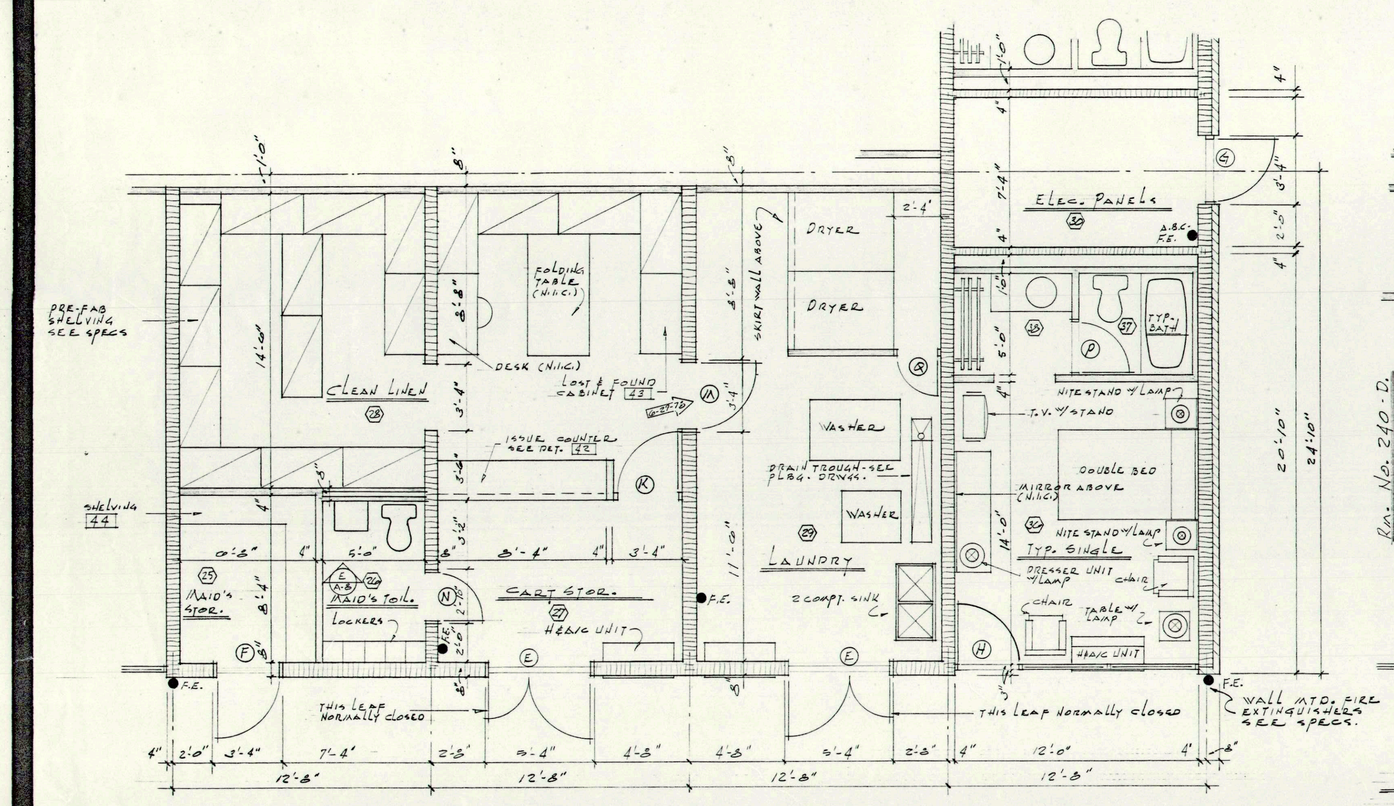

GROUND FLOOR SERVICE AREA LAYOUT
SCALE: 1/4" = 1'-0"

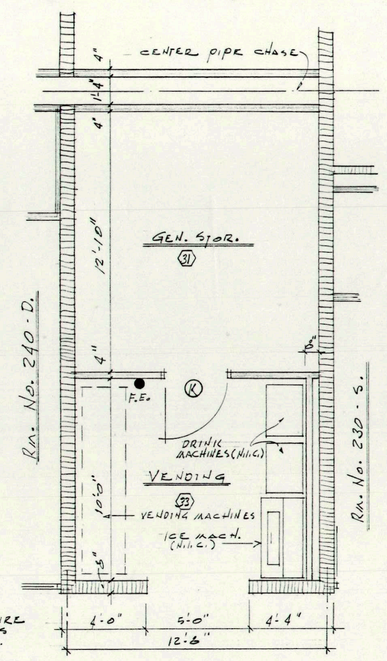

2ND. FL. VENDING AREA
SCALE: 1/4" = 1'-0"

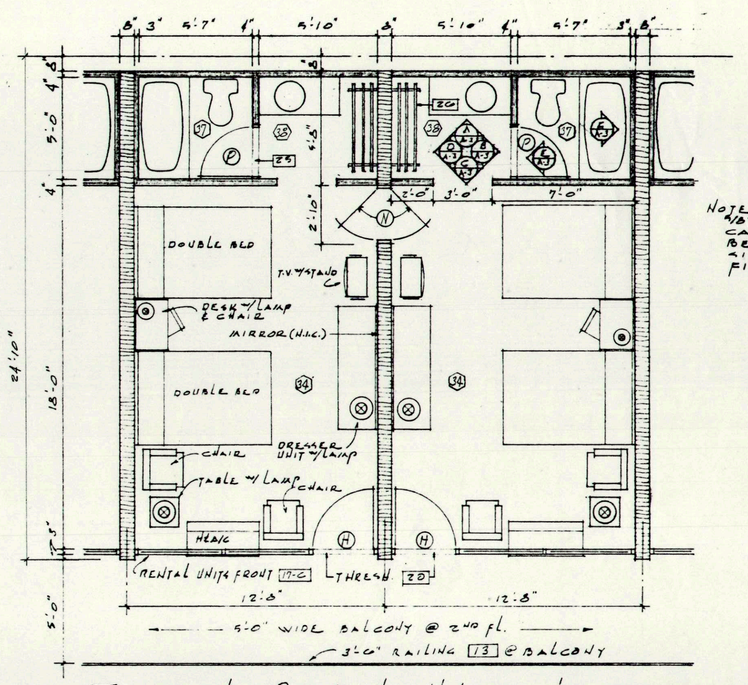

NOTE: 1/8" TYPE "X" PLASTER BOARD CARRIED TO FLOOR BEHIND TUB ON CHASE SIDE TO PROVIDE 1HR. FIRE SEPERATION.

TYPICAL RENTAL UNITS. LAYOUT
SCALE: 1/4" = 1'-0"

NOTE: FURNITURE IS NOT IN THIS CONTRACT. FURNITURE SHOWN FOR LAYOUT PURPOSES ONLY.

DRAWN	DESCRIPTION	CHECK
B.G. FOWLER		
	DOOR IN REQD TO BE "B" LABEL 1HR. 6-27-73	

A MOTEL FOR SLIDELL, LOUISIANA

THESE PLANS ARE THE PROPERTY OF THE ARCHITECT. THEY SHALL ONLY BE USED FOR THE CONSTRUCTION OF THE BUILDING SO DESIGNATED IN THE TITLE BLOCK. NO CHANGES, ABSOLUTELY NONE, WILL BE MADE WITHOUT THE APPROVAL OF THE ARCHITECT, AND UPON COMPLETION OF THE JOB, ALL PLANS AND SPECIFICATIONS SHALL BE RETURNED TO THE ARCHITECT.

ARCHEON
ARCHITECTS · ENGINEERS
POST AIRGATE · MEMPHIS, TENNESSEE 38118

COMM. NO. 75274
DATE
SHEET NO. A-3

BRUNING 40-107 17858 FORM #2
STANDARD