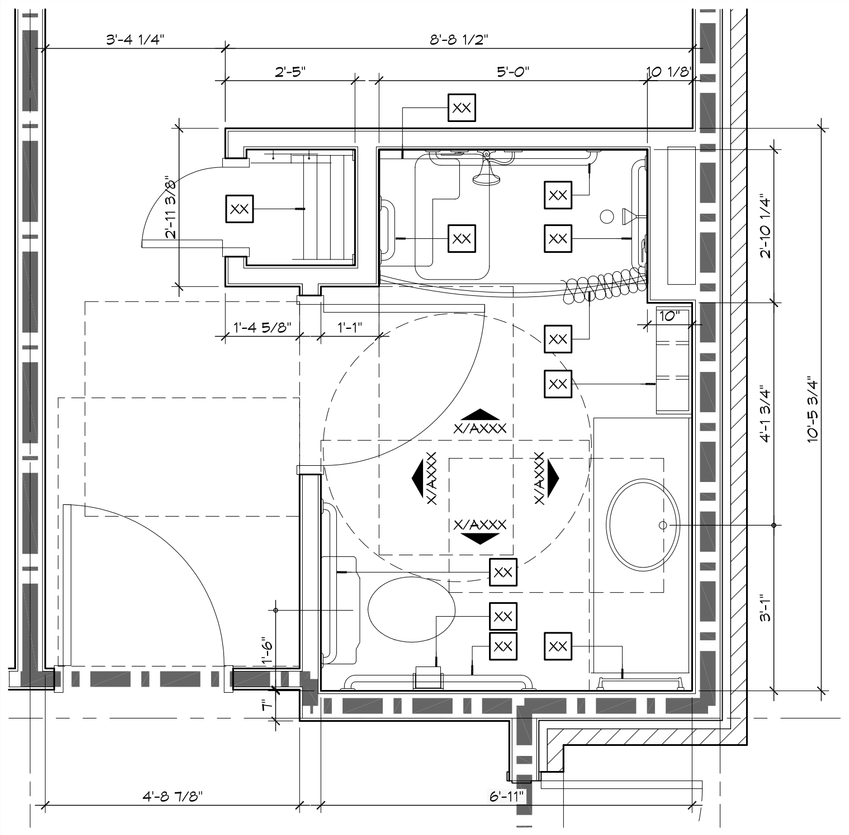

8 ENLARGED PLAN
SCALE: 1/2" = 1'-0" TYPICAL ACCESSIBLE GUEST BATHROOM

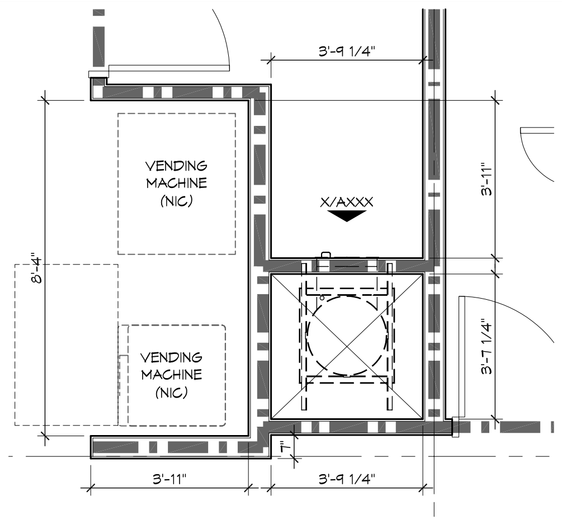

9 ENLARGED PLAN
SCALE: 3/8" = 1'-0" TYP VEND & CHUTE - LEVELS 2 - 4

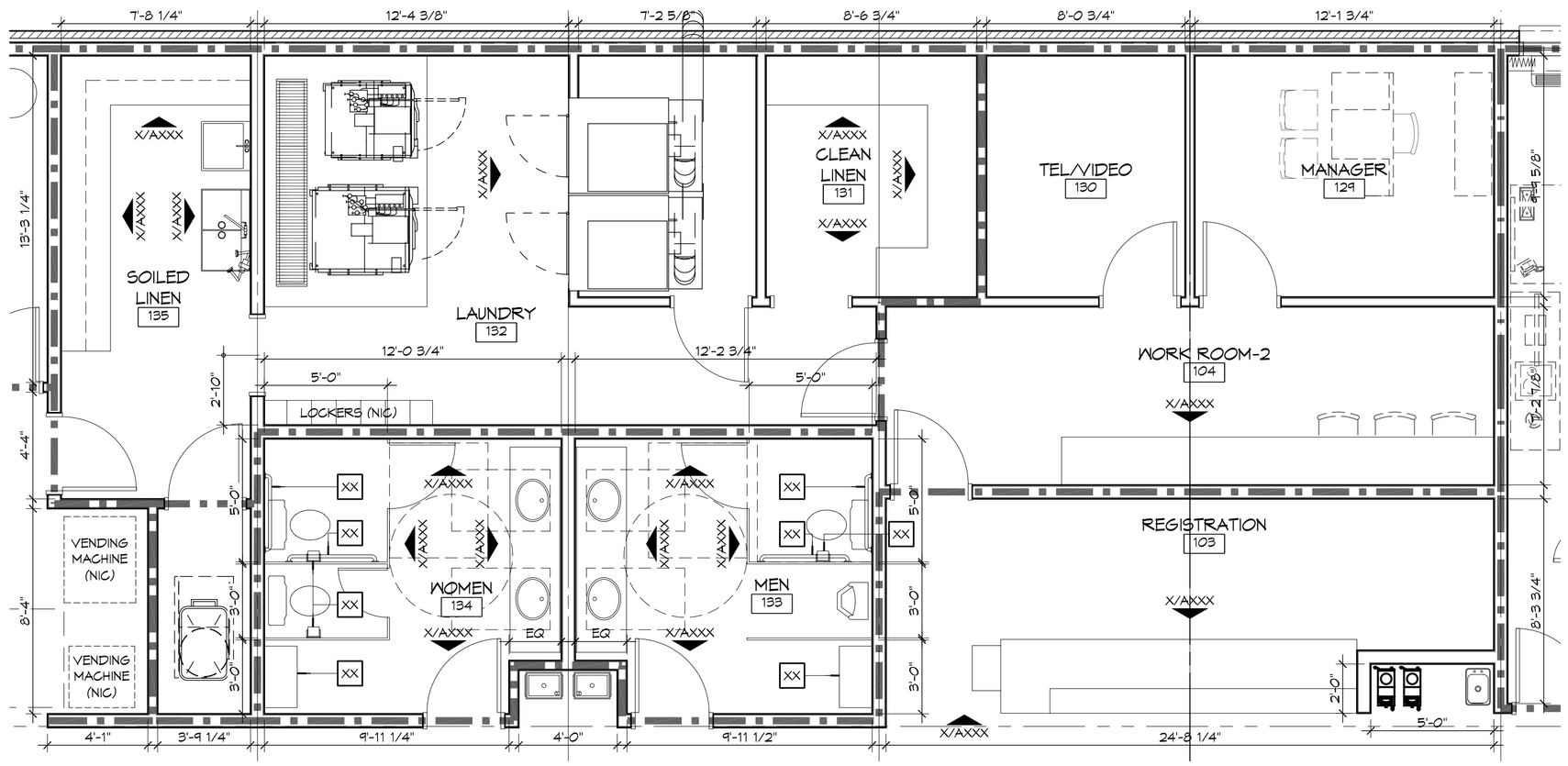

6 ENLARGED PLAN
SCALE: 1/4" = 1'-0" REGISTRATION & PUBLIC TOILETS - LEVEL 1

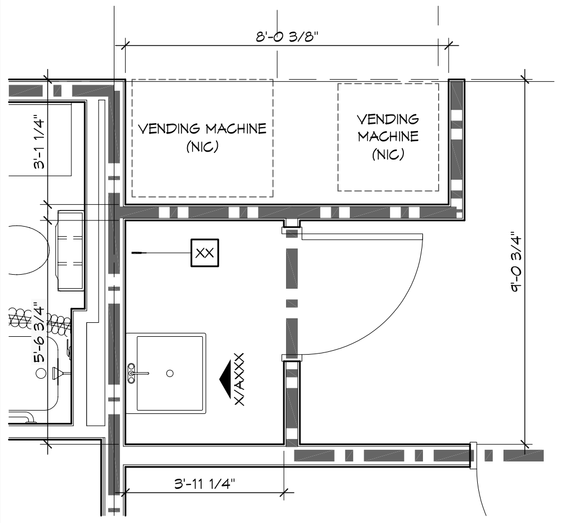

7 ENLARGED PLAN
SCALE: 3/8" = 1'-0" TYP JANITOR & VEND - LEVEL 2 - 4

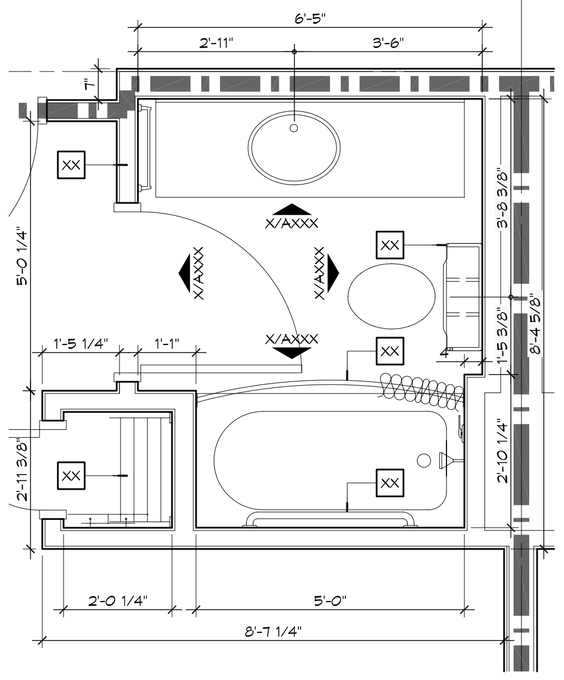

5 ENLARGED PLAN
SCALE: 1/2" = 1'-0" TYPICAL GUEST BATHROOM

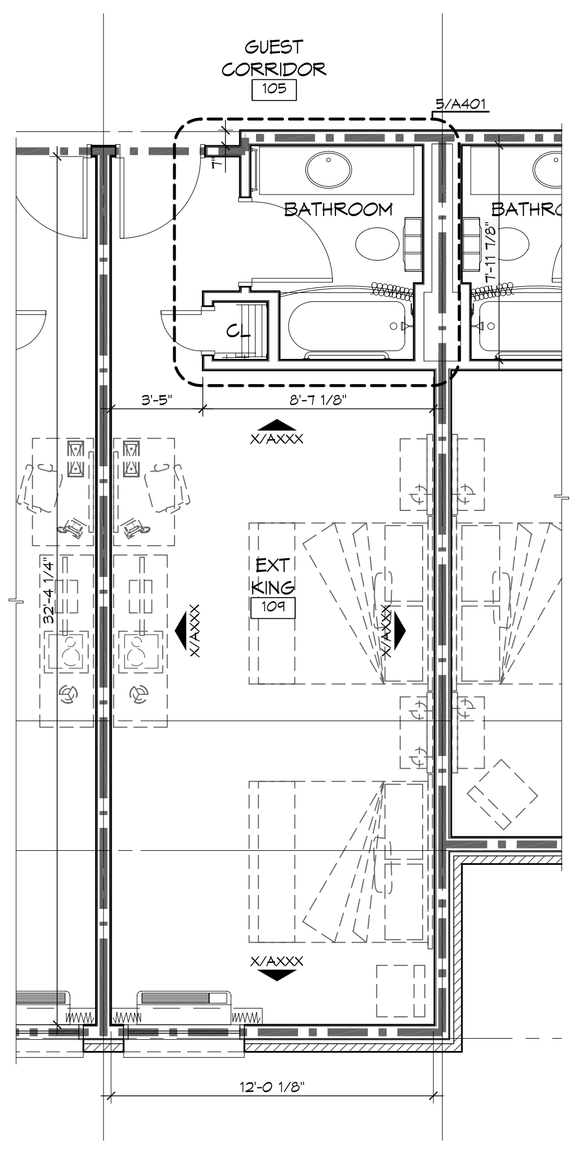

4 ENLARGED PLAN
SCALE: 1/4" = 1'-0" TYPICAL EXTENDED KING ROOM

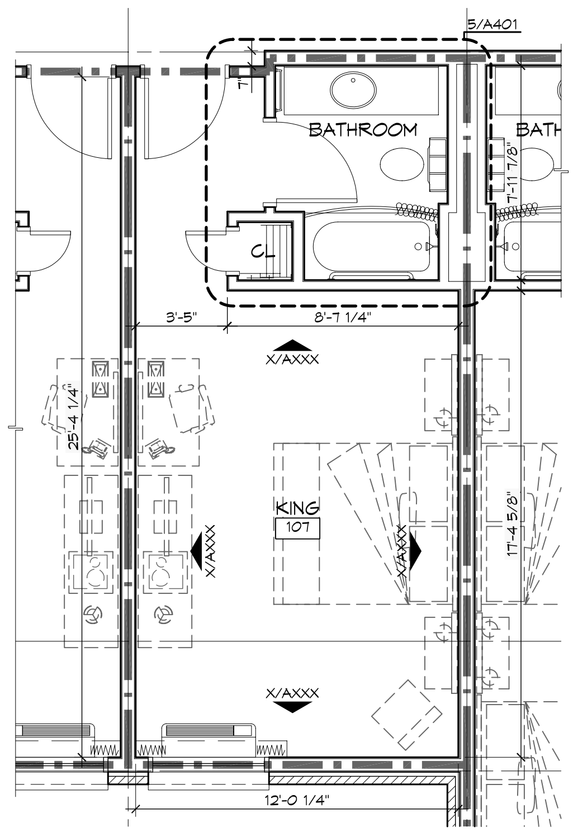

3 ENLARGED PLAN
SCALE: 1/4" = 1'-0" TYPICAL KING ROOM

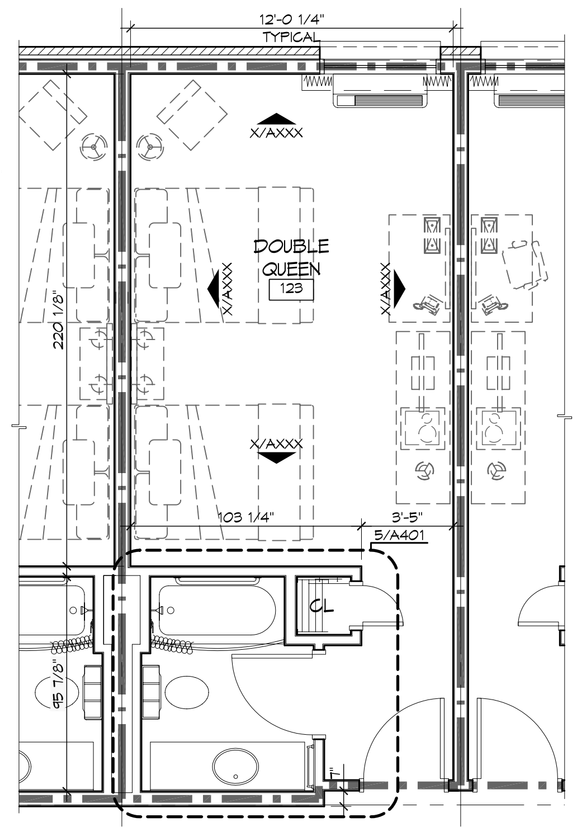

2 ENLARGED PLAN
SCALE: 1/4" = 1'-0" TYPICAL DOUBLE QUEEN ROOM

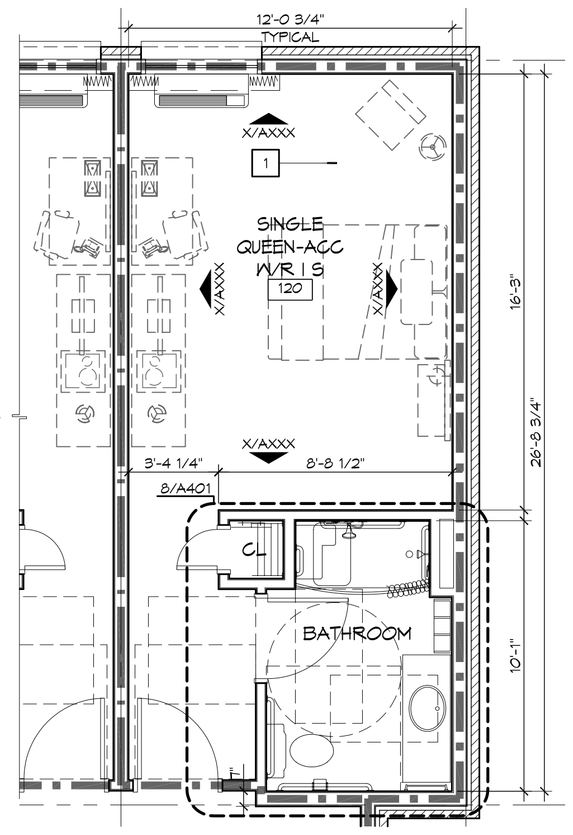

1 ENLARGED PLAN
SCALE: 1/4" = 1'-0" TYPICAL QUEEN ROOM - ACC

GENERAL SHEET NOTES

1. ALL DIMENSIONS ARE FACE-OF-WALL TO FACE-OF-WALL UNLESS NOTED OTHERWISE.
2. ALL PLUMBING FIXTURES, FURNITURE, AND APPLIANCES THAT ARE SHOWN AS GRAYED AND DASHED ARE TO BE OWNER PROVIDED AND NOT IN CONTRACT (NIC) AND ARE SHOWN FOR COORDINATION PURPOSES ONLY. CONTRACTOR TO VERIFY THOSE ITEMS OWNER FURNISHED AND CONTRACTOR INSTALLED (OFCI).
3. ALL KEYNOTES ARE SHEET SPECIFIC.

KEYNOTES

MK	KEYNOTE
1	
2	
3	
4	
5	
6	
7	
8	
9	
10	
11	
12	
13	
14	
15	
16	
17	
18	
19	
20	
21	
22	
23	
24	
25	
26	
27	
28	
29	
30	
31	
32	
33	
34	
35	
36	
38	
39	
40	
41	
42	
43	
44	
45	
46	
47	
48	
49	
50	

DAMMON ENGINEERING, INC.
Architects & Engineers
www.dammonengineering.com
info@dammonengineering.com
P: 985.649.5321
F: 985.641.5950
Chief Architect: Kevin J. Kinchen, NCARB
Chief Engineer: Brian Mistich, PE
5500 Oak Crown Trail
Slidell, LA 70458

#	DESCRIPTION	DATE

REVISIONS

SEAL:

PRELIMINARY NOT FOR CONSTRUCTION

SPORTSMAN'S LODGE

LOT #1 LA HWY 21
HACKBERRY, LA 70645

JOB No: 2141 DATE: JUNE 2, 2015
DRAWN BY: KJK CHECKED BY: CKD

The cities, counties and parishes in which Dammon Engineering, Inc. does business may require that plans and drawings be prepared by licensed professionals. Dammon Engineering, Inc. does not assume the property of professional engineering, and accepts liability only for plans and drawings prepared by its employees and those persons under its direct supervision. Dammon Engineering, Inc. does not assume responsibility for plans and drawings prepared by others, or which have been prepared and developed without written consent of Dammon Engineering, Inc. Dammon Engineering, Inc. assumes no responsibility for any alterations to plans or projects for which they have been prepared and developed without written consent of Dammon Engineering, Inc. Dammon Engineering, Inc. assumes no responsibility for any reuse of these plans and drawings on other projects.

SHEET TITLE:
ENLARGED GUEST ROOM AND RESTROOM FLOOR PLANS

DRAWING NUMBER:
A401

SHEET No: Value of #