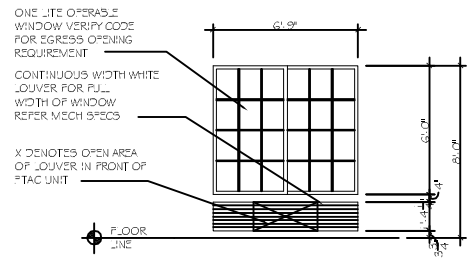

A

OPERABLE WINDOW AT PEDIMENT

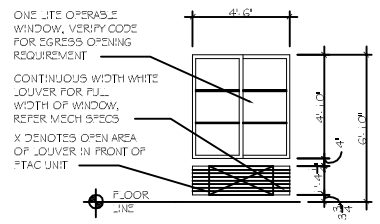

B

OPERABLE WINDOW

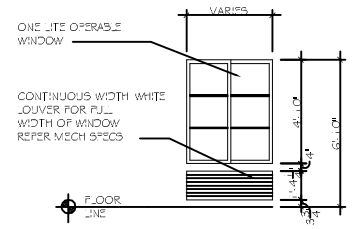

C

OPERABLE WINDOW

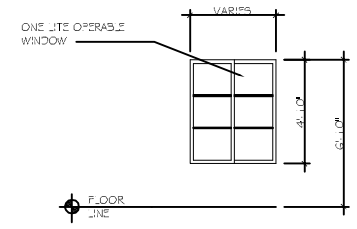

D

OPERABLE WINDOW

WINDOW SCHEDULE

A WINDOW	TYPE: FIXED	TYPE: VERTICAL SLIDE	TYPE: HORIZ SLIDE	FRAME: STEEL	FRAME: ALUMINUM	FRAME: WOOD	GLASS: TINTED	GLASS: PLAIN	GLASS: INSULATED	UTES: 2/2	UTES: 4/4	UTES: 3/3	UTES: 5/5	UTES: 2.5 X 1.5	ACCESSORIES: NONE	ACCESSORIES: SCREEN	ACCESSORIES: SHUTTER	ACCESSORIES: NONE	ACCESSORIES: ALARM	REMARKS
A 6'-0" X 6'-0"			●		●				●			●		●				●		
B 4'-6" X 4'-0"			●		●				●			●						●		
C VARIES X 4'-0"			●		●				●			●						●		
D VARIES X 4'-0"			●		●				●			●						●		

NOTE: WINDOW FRAME- BAKED WHITE ENAMEL, GLASS- INSULATED, TEMPERED GLAZING

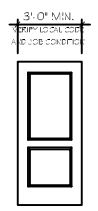

1

STEEL (2 PANEL) FIRE RATED

LOCATION: FROM CORRIDOR TO GUEST ROOMS, STORAGE ROOMS, MECH ROOMS, RESERVATION ROOM, SALES OFFICE, LAUNDRY, MEN'S AND WOMEN'S TOILETS, ELECTRICAL ROOMS, FROM BREAKFAST TO PATIO (3'-6" WIDE DOOR @ LAUNDRY)

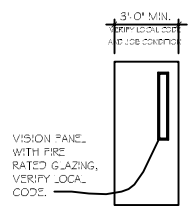

2

FIRE RATED STEEL DOOR WITH WIRE GLASS PANEL

LOCATION: FROM CORRIDOR TO STAIRWELLS AND GUEST LAUNDRY

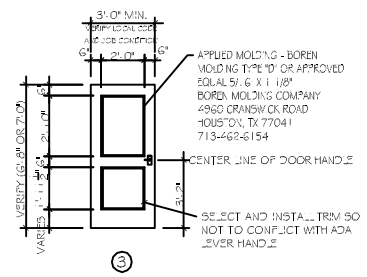

3

HOLLOW CORE 2 PANEL COLONIST

LOCATION: FROM GUEST ROOM TO GUEST BATH

4

HOLLOW CORE 2 PANEL COLONIST

LOCATION: FROM GUEST ROOM TO CLOSETS (42" WIDE AT JACOB SUITE)

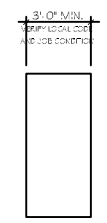

5

FLUSH STEEL FIRE RATED

LOCATION: EXTERIOR DOOR AT PATIO, STORAGE, STORAGE AND MECHANICAL REFER FLOOR PLAN AND EXTERIOR ELEVATIONS

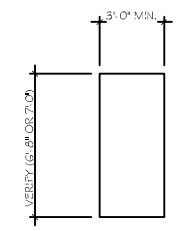

6

CASED OPENING

LOCATION: FROM STEEL FRONT DESK + BUSINESS OFFICE

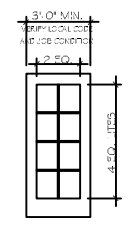

7

STEEL W/ GLAZED INSERT T.D.L. FIRE RATED GLAZING

LOCATION: FROM CORRIDOR TO BUSINESS CENTER AND EXECUTIVE ROOM AND BETWEEN ROOMS IN TWO ROOM SUITE (PAIR OF DOORS AT MEETING ROOM)

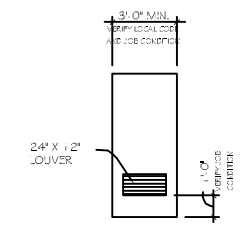

8

FLUSH STEEL WITH LOUVER

LOCATION: AT EXTERIOR STORAGE BUILDING, MAINTENANCE + POOL EQUIPMENT AREA

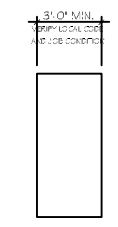

9

FLUSH STEEL

LOCATION: FROM CORRIDOR TO SUITES OR ELECTRICAL FACILITY TO EXTERIOR AREA OR FOR ROOM MECH DOOR AREA TO MANAGER OR LAUNDRY ROOM

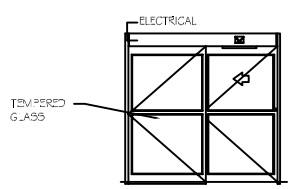

K

ENTRY DOOR

LOCATION: FRONT ENTRANCE & VESTIBULE
STANLEY DURA GLIDE, 3000
SEE SPECIFICATIONS

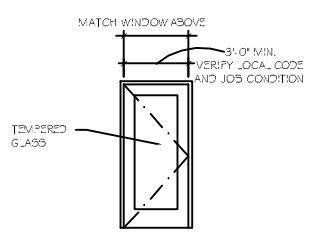

L

FLUSH STEEL THERMAL GLAZING FULL PANEL

LOCATION: EXTERIOR AT CORRIDORS
OVERALL WIDTH TO MATCH THE
STACK OF WINDOWS ABOVE

DOOR & HARDWARE SCHEDULE

1 DOOR	TYPE: SOLID WOOD	TYPE: HOLLOW CORE	TYPE: ALUM/GLASS	TYPE: STEEL/GLASS	TYPE: STEEL	TYPE: 6 PNL STEEL	FRAME: STEEL	FRAME: ALUMINUM	FRAME: WOOD	FRAME: DBL SWING	HINGE: BUTT	HINGE: BURGLERPRF	LOCK: NONE	LOCK: KEY CARD	LOCK: PRIVACY	LOCK: DEADBOLT	LOCK: KEYED HANDLE	LOCK: PUSH PULL	ACCESSORIES: PANIC BAR	ACCESSORIES: THRESHOLD	ACCESSORIES: WEATHERSTRIP	ACCESSORIES: DOOR STOP	ACCESSORIES: ALARM	ACCESSORIES: VIEW GLASS	ACCESSORIES: CLOSER	ACCESSORIES: SIDE LITE(S)	ACCESSORIES: PASSAGE	REMARKS
1 3/0x6/8x1 3/4			●					●			●			●						●	●	●	●		●			20 MIN RATED
2 3/0x6/8x1 3/4						●	●				●			●								●			●			20 MIN RATED
3 3/0x6/8x1 3/4					●		●				●				●										●			PROVIDE 1 DOOR STOP @ TWO ROOM SUITES
4 3/0x6/8x1 3/4						●	●				●							●							●			20 MIN RATED
5 3/0x6/8x1 3/4						●	●				●		●						●	●	●			●	●			45 MIN RATED
6 VARIES							●																					
7 3/0x6/8x1 3/4					●		●				●						●					●						20 MIN RATED
8 3/0x6/8x1 3/4					●		●				●						●			●								
9 3/0x6/8x1 3/4					●		●				●						●					●						
10 7/0				●			●																					4 LITES
11 3/0x6/8x1 3/4				●			●				●			●					●	●	●	●	●		●	●		FULL LITE

NOTE: EGRESS DOORS SHALL BE READILY OPERABLE FROM THE EGRESS SIDE WITHOUT THE USE OF A KEY OR SPECIAL KNOWLEDGE OR EFFORT.

NOTES:
1. DIMENSIONS SHOWN ON THIS DRAWING ARE FOR PROTOTYPE DESIGN ONLY. VERIFY JOB CONDITION AND LOCAL CODE REQUIREMENT FOR WINDOW AND DOOR SIZES.
2. VERIFY ROUGH OPENING DIMENSION PER JOB CONDITION.
3. VERIFY EGRESS AND ANY OTHER REQUIREMENT PER JOB SPECIFIC CONDITION.

DAMMON ENGINEERING, INC.

CHIEF ENGINEER
EMMETT
DAMMON, P.E.

CHIEF ARCHITECT
ROBERT
WILTSE

1095 FLORIDA AVENUE
SLIDELL, LA. 70458
OFFICE: 985-649-5832
FAX: 985-641-5950

WEBSITE:
WWW.DAMMONENGINEERING.COM

EMAIL:
DAMMONENG@BELLSOUTH.NET

ARCHITECTURE

ENGINEERING

STUDIES

PLANNING

INVESTIGATION

EXPERT WITNESS

LA QUINTA INN & SUITES

SPORTSMAN PARK
LOT 14
CABLEA'S PARKWAY
GONZALES
LOUISIANA
HAMMOND, LA

DOOR & WINDOW SCHEDULE

REV:

SCALE: AS NOTED

JOB#: 2141

DATE: 07-03-12

SHEET 16

A-11

OF 36