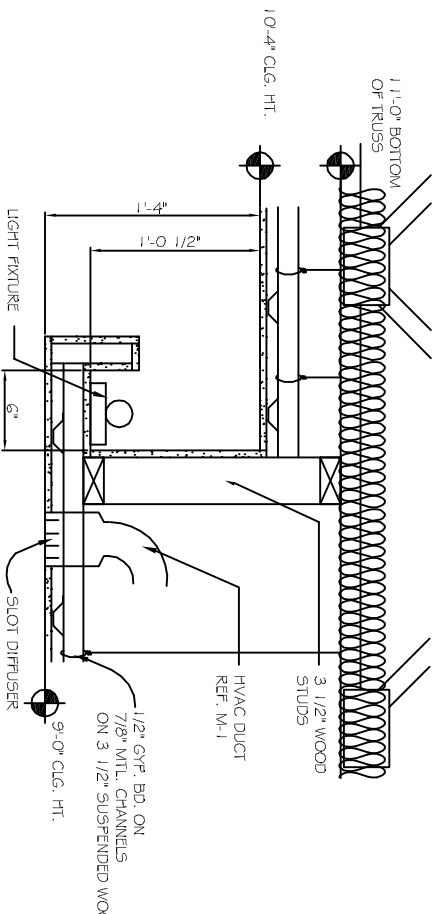


FINISHES


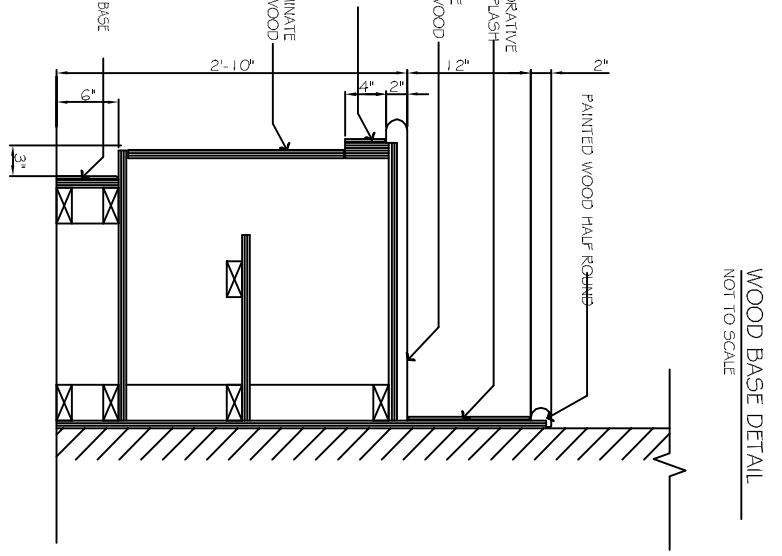
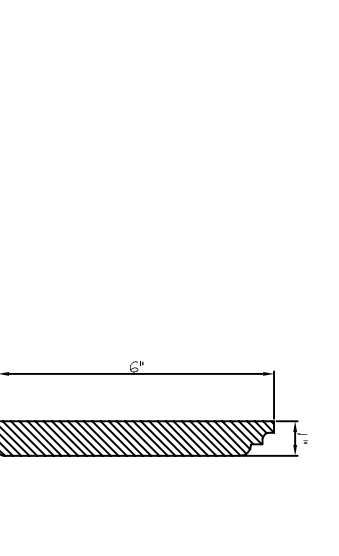
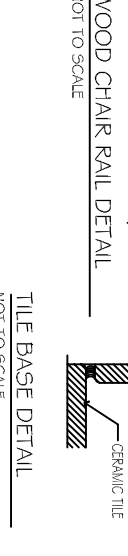
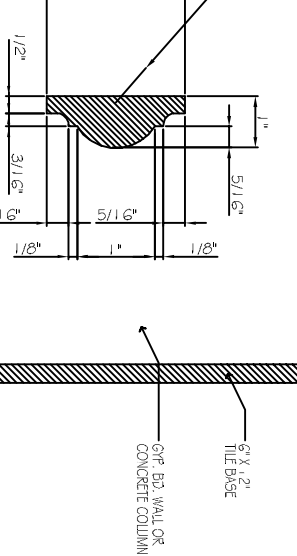
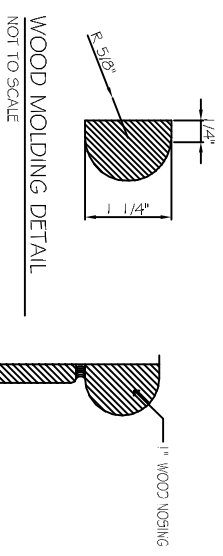
PRODUCT CODE	MANUFACTURER	PRODUCT INFORMATION / #
CP-1	ACIA CONCRETE	ACIA 1000 30' X 30' X 10'
CP-2	ACIA CONCRETE	ACIA 1000 30' X 30' X 10'
CP-3	ACIA CONCRETE	ACIA 1000 30' X 30' X 10'
CP-4	ACIA CONCRETE	ACIA 1000 30' X 30' X 10'
CP-5	ACIA CONCRETE	ACIA 1000 30' X 30' X 10'
CP-6	ACIA CONCRETE	ACIA 1000 30' X 30' X 10'
CP-7	ACIA CONCRETE	ACIA 1000 30' X 30' X 10'
CP-8	ACIA CONCRETE	ACIA 1000 30' X 30' X 10'
CP-9	ACIA CONCRETE	ACIA 1000 30' X 30' X 10'
CP-10	ACIA CONCRETE	ACIA 1000 30' X 30' X 10'
CP-11	ACIA CONCRETE	ACIA 1000 30' X 30' X 10'
CP-12	ACIA CONCRETE	ACIA 1000 30' X 30' X 10'
CP-13	ACIA CONCRETE	ACIA 1000 30' X 30' X 10'
CP-14	ACIA CONCRETE	ACIA 1000 30' X 30' X 10'
CP-15	ACIA CONCRETE	ACIA 1000 30' X 30' X 10'
CP-16	ACIA CONCRETE	ACIA 1000 30' X 30' X 10'
CP-17	ACIA CONCRETE	ACIA 1000 30' X 30' X 10'
CP-18	ACIA CONCRETE	ACIA 1000 30' X 30' X 10'
CP-19	ACIA CONCRETE	ACIA 1000 30' X 30' X 10'
CP-20	ACIA CONCRETE	ACIA 1000 30' X 30' X 10'
CP-21	ACIA CONCRETE	ACIA 1000 30' X 30' X 10'
CP-22	ACIA CONCRETE	ACIA 1000 30' X 30' X 10'
CP-23	ACIA CONCRETE	ACIA 1000 30' X 30' X 10'
CP-24	ACIA CONCRETE	ACIA 1000 30' X 30' X 10'
CP-25	ACIA CONCRETE	ACIA 1000 30' X 30' X 10'
CP-26	ACIA CONCRETE	ACIA 1000 30' X 30' X 10'
CP-27	ACIA CONCRETE	ACIA 1000 30' X 30' X 10'
CP-28	ACIA CONCRETE	ACIA 1000 30' X 30' X 10'
CP-29	ACIA CONCRETE	ACIA 1000 30' X 30' X 10'
CP-30	ACIA CONCRETE	ACIA 1000 30' X 30' X 10'
CP-31	ACIA CONCRETE	ACIA 1000 30' X 30' X 10'
CP-32	ACIA CONCRETE	ACIA 1000 30' X 30' X 10'
CP-33	ACIA CONCRETE	ACIA 1000 30' X 30' X 10'
CP-34	ACIA CONCRETE	ACIA 1000 30' X 30' X 10'
CP-35	ACIA CONCRETE	ACIA 1000 30' X 30' X 10'
CP-36	ACIA CONCRETE	ACIA 1000 30' X 30' X 10'
CP-37	ACIA CONCRETE	ACIA 1000 30' X 30' X 10'
CP-38	ACIA CONCRETE	ACIA 1000 30' X 30' X 10'
CP-39	ACIA CONCRETE	ACIA 1000 30' X 30' X 10'
CP-40	ACIA CONCRETE	ACIA 1000 30' X 30' X 10'
CP-41	ACIA CONCRETE	ACIA 1000 30' X 30' X 10'
CP-42	ACIA CONCRETE	ACIA 1000 30' X 30' X 10'
CP-43	ACIA CONCRETE	ACIA 1000 30' X 30' X 10'
CP-44	ACIA CONCRETE	ACIA 1000 30' X 30' X 10'
CP-45	ACIA CONCRETE	ACIA 1000 30' X 30' X 10'
CP-46	ACIA CONCRETE	ACIA 1000 30' X 30' X 10'
CP-47	ACIA CONCRETE	ACIA 1000 30' X 30' X 10'
CP-48	ACIA CONCRETE	ACIA 1000 30' X 30' X 10'
CP-49	ACIA CONCRETE	ACIA 1000 30' X 30' X 10'
CP-50	ACIA CONCRETE	ACIA 1000 30' X 30' X 10'
CP-51	ACIA CONCRETE	ACIA 1000 30' X 30' X 10'
CP-52	ACIA CONCRETE	ACIA 1000 30' X 30' X 10'
CP-53	ACIA CONCRETE	ACIA 1000 30' X 30' X 10'
CP-54	ACIA CONCRETE	ACIA 1000 30' X 30' X 10'
CP-55	ACIA CONCRETE	ACIA 1000 30' X 30' X 10'
CP-56	ACIA CONCRETE	ACIA 1000 30' X 30' X 10'
CP-57	ACIA CONCRETE	ACIA 1000 30' X 30' X 10'
CP-58	ACIA CONCRETE	ACIA 1000 30' X 30' X 10'
CP-59	ACIA CONCRETE	ACIA 1000 30' X 30' X 10'
CP-60	ACIA CONCRETE	ACIA 1000 30' X 30' X 10'
CP-61	ACIA CONCRETE	ACIA 1000 30' X 30' X 10'
CP-62	ACIA CONCRETE	ACIA 1000 30' X 30' X 10'
CP-63	ACIA CONCRETE	ACIA 1000 30' X 30' X 10'
CP-64	ACIA CONCRETE	ACIA 1000 30' X 30' X 10'
CP-65	ACIA CONCRETE	ACIA 1000 30' X 30' X 10'
CP-66	ACIA CONCRETE	ACIA 1000 30' X 30' X 10'
CP-67	ACIA CONCRETE	ACIA 1000 30' X 30' X 10'
CP-68	ACIA CONCRETE	ACIA 1000 30' X 30' X 10'
CP-69	ACIA CONCRETE	ACIA 1000 30' X 30' X 10'
CP-70	ACIA CONCRETE	ACIA 1000 30' X 30' X 10'
CP-71	ACIA CONCRETE	ACIA 1000 30' X 30' X 10'
CP-72	ACIA CONCRETE	ACIA 1000 30' X 30' X 10'
CP-73	ACIA CONCRETE	ACIA 1000 30' X 30' X 10'
CP-74	ACIA CONCRETE	ACIA 1000 30' X 30' X 10'
CP-75	ACIA CONCRETE	ACIA 1000 30' X 30' X 10'
CP-76	ACIA CONCRETE	ACIA 1000 30' X 30' X 10'
CP-77	ACIA CONCRETE	ACIA 1000 30' X 30' X 10'
CP-78	ACIA CONCRETE	ACIA 1000 30' X 30' X 10'
CP-79	ACIA CONCRETE	ACIA 1000 30' X 30' X 10'
CP-80	ACIA CONCRETE	ACIA 1000 30' X 30' X 10'
CP-81	ACIA CONCRETE	ACIA 1000 30' X 30' X 10'
CP-82	ACIA CONCRETE	ACIA 1000 30' X 30' X 10'
CP-83	ACIA CONCRETE	ACIA 1000 30' X 30' X 10'
CP-84	ACIA CONCRETE	ACIA 1000 30' X 30' X 10'
CP-85	ACIA CONCRETE	ACIA 1000 30' X 30' X 10'
CP-86	ACIA CONCRETE	ACIA 1000 30' X 30' X 10'
CP-87	ACIA CONCRETE	ACIA 1000 30' X 30' X 10'
CP-88	ACIA CONCRETE	ACIA 1000 30' X 30' X 10'
CP-89	ACIA CONCRETE	ACIA 1000 30' X 30' X 10'
CP-90	ACIA CONCRETE	ACIA 1000 30' X 30' X 10'
CP-91	ACIA CONCRETE	ACIA 1000 30' X 30' X 10'
CP-92	ACIA CONCRETE	ACIA 1000 30' X 30' X 10'
CP-93	ACIA CONCRETE	ACIA 1000 30' X 30' X 10'
CP-94	ACIA CONCRETE	ACIA 1000 30' X 30' X 10'
CP-95	ACIA CONCRETE	ACIA 1000 30' X 30' X 10'
CP-96	ACIA CONCRETE	ACIA 1000 30' X 30' X 10'
CP-97	ACIA CONCRETE	ACIA 1000 30' X 30' X 10'
CP-98	ACIA CONCRETE	ACIA 1000 30' X 30' X 10'
CP-99	ACIA CONCRETE	ACIA 1000 30' X 30' X 10'
CP-100	ACIA CONCRETE	ACIA 1000 30' X 30' X 10'



ROOM FINISH SCHEDULE

ROOM NAME	FLOOR	BASE	WALL	CEILING	DOORS / PARTS	MILITARY	REMARKS
STANDARD RESTROOM	CP-11 / CP-12 / VF-1	CPB-1 / RB-1	PF-1 / PF-1	PF-3	PF-4		
ACCESS #2 RESTROOM	CP-11 / PF-1	CPB-1 / RB-1	PF-1 / PF-1	PF-3	PF-4		
GLASS ROOM PART	VF-1	RB-01	PF-5 / PF-6	PF-3	PF-4		
DATA CENTER	CP-10 / WM-01	CPB-2	PF-10	PF-11	PF-12 / PF-14		
USGAGE CHITS	CP-10	CPB-2	PF-10	PF-11	PF-12 / PF-14		
USGAGE	CP-10	CPB-2	PF-10	PF-11	PF-12 / PF-14		
UGBR	CP-10 / CP-13 / CP-19	CPB-2	PF-10	PF-11	PF-12 / PF-14		
REGISTRATION DESK	CP-10 / CP-6 / CP-6A	CPB-2	PF-13	PF-11	PF-12 / PF-14	ADD / ADD	
WORK ROOM	CP-6 / CP-6A	CPB-4	PF-10	ACT-01	PF-12 / PF-14		
GENERAL JANITOR	CP-6 / CP-6A	CPB-4	PF-10	ACT-01	PF-12 / PF-15		
SALES OFFICE	CP-6 / CP-6A	CPB-4	PF-10	ACT-01	PF-12 / PF-15		
TELEPHONE HUB	CP-10	CPB-2	PF-10	ACT-01	PF-12 / PF-15		
BREAK ROOM	VF-1	RB-2	PF-10	ACT-01	PF-12 / PF-15		
LINKS	CP-10	CPB-2	PF-10	PF-11	PF-12 / PF-15		
LAUNDRY	CP-10	CPB-2	PF-10	PF-11	PF-12 / PF-15		
SHIP DEPT TOLL	CP-10	CPB-2	PF-10	PF-11	PF-12 / PF-15		
ELEVATOR SHAFT	CP-10	CPB-2	PF-10	PF-11	PF-12 / PF-15		
SLURRY SHAFT	CP-10	CPB-2	PF-10	PF-11	PF-12 / PF-15		
BUSINESS CENTER	CP-10	CPB-2	PF-10	PF-11	PF-12 / PF-14		
PRINTING ROOM	CP-6 / CP-6A	CPB-4	PF-10 / WC-3	ACT-01	PF-12 / PF-15		
GLASS JANITOR - HR HR	CP-10	CPB-2	WC-2	PF-11	PF-12 / PF-15		
MECHANICAL / ELECTRICAL	CP-10	CPB-2	PF-10	PF-11	PF-12 / PF-15		
HR'S RESTROOM	CP-10	CPB-1	WC-01 / CT-17	PF-11	PF-12 / PF-15		SEE DRAWINGS
WORKING RESTROOM	CP-10	CPB-1	WC-01 / CT-17	PF-11	PF-12 / PF-15		SEE DRAWINGS
MEETING ROOM	CP-7 / CP-8	CPB-3	WC-1	PF-11	PF-12 / PF-17		
BEHAF-051 ADA	CP-6 / CP-6A / CP-10	CPB-4 / CP-2	PF-10	PF-11	PF-12 / PF-15		SEE DRAWINGS
PANTRY	CP-10	CPB-2	PF-10	ACT-01	PF-12 / PF-14		
JANITOR	CP-10	CPB-2	PF-10	PF-11	PF-12 / PF-15		
CORRIDOR	CP-2 / CP-3 / CP-4 / CP-5	CPB-2	WC-2	PF-11 / ACT-01	PF-12 / PF-17		
STORAGE	CP-10	CPB-2	WC-2	PF-10	ACT-02	PF-12 / PF-14	
STAFF #1 (UGBR)	CP-10	CPB-1	PF-10	PF-11	PF-12 / PF-15		
STAFF #2 (OUTER CORN)	CP-10	CPB-1	PF-10	PF-11	PF-12 / PF-15		
VENTING	CP-10	CPB-0	WC-2	PF-11	PF-12 / PF-15		
2nd 3rd FLOOR	CP-10	CPB-0	PF-10	PF-11	PF-12 / PF-15		
2nd 3rd FLOOR	CP-2 / CP-3 / CP-4 / CP-5	CPB-2	WC-2	PF-11 / ACT-01	PF-12 / PF-17		
ELEVATOR SHAFT	VF-1	RB-1	PF-10	PF-11	PF-15		

THE STAFF #1, #2, #3 INDICATES ROOMS TO RECEIVE ROOM IDENTIFICATION SIGNAGE OUTSIDE EACH DOOR TO ROOM.
 VENTIL SIGN @ 6'-0" A.F.F. AND 8' FROM OUTSIDE EDGE OF DOOR FRAME.



DAMMON ENGINEERING, INC.
 CHIEF ENGINEER
 EMMETT DAMMON, P.E.
 CHIEF ARCHITECT
 ROBERT WILTSE

1095 FLORIDA AVENUE
 SUDELL, LA, 70458
 OFFICE: 985-649-5832
 FAX: 985-641-5950

WEBSITE:
 WWW.DAMMONENGINEERING.COM
 EMAIL:
 DAMMONENG@BELL.SUON.NET

ARCHITECTURE
 ENGINEERING
 STUDIES
 PLANNING
 INVESTIGATION
 EXPERT WITNESSES

LA QUINTA
 INN & SUITES
 SPORTSMAN PARK
 LOT 14
 CABLEAS PARKWAY
 GONZALES
 LOUISIANA

FINISH
 SCHEDULE

REV:
 SCALE: AS NOTED
 JOB#: 2141
 DATE: 07-03-12
 SHEET 17

A-12

OF 36