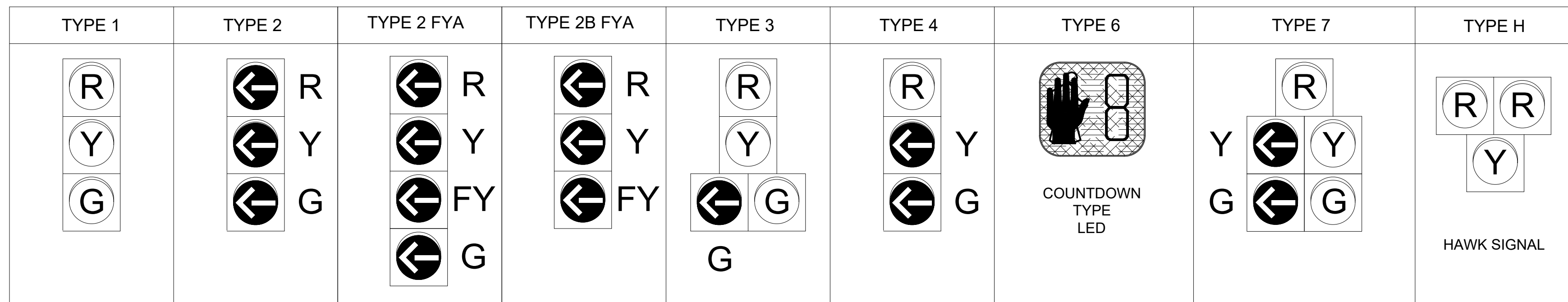
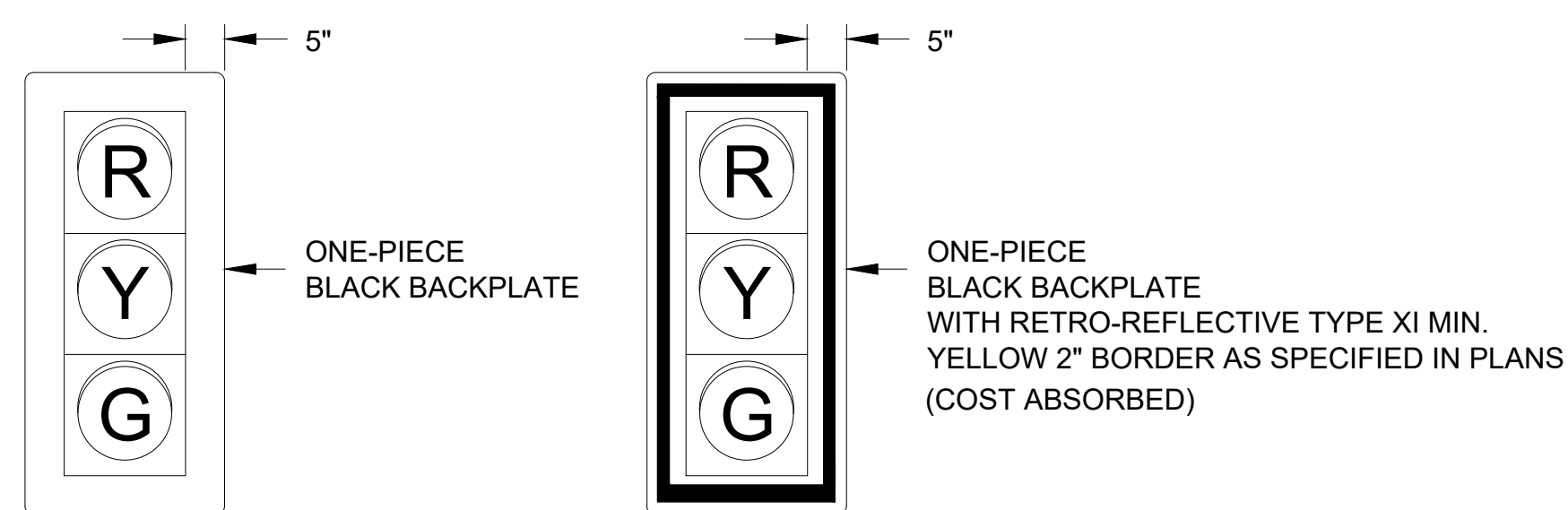


DETAIL OF TYPICAL TRAFFIC SIGNAL HEADS



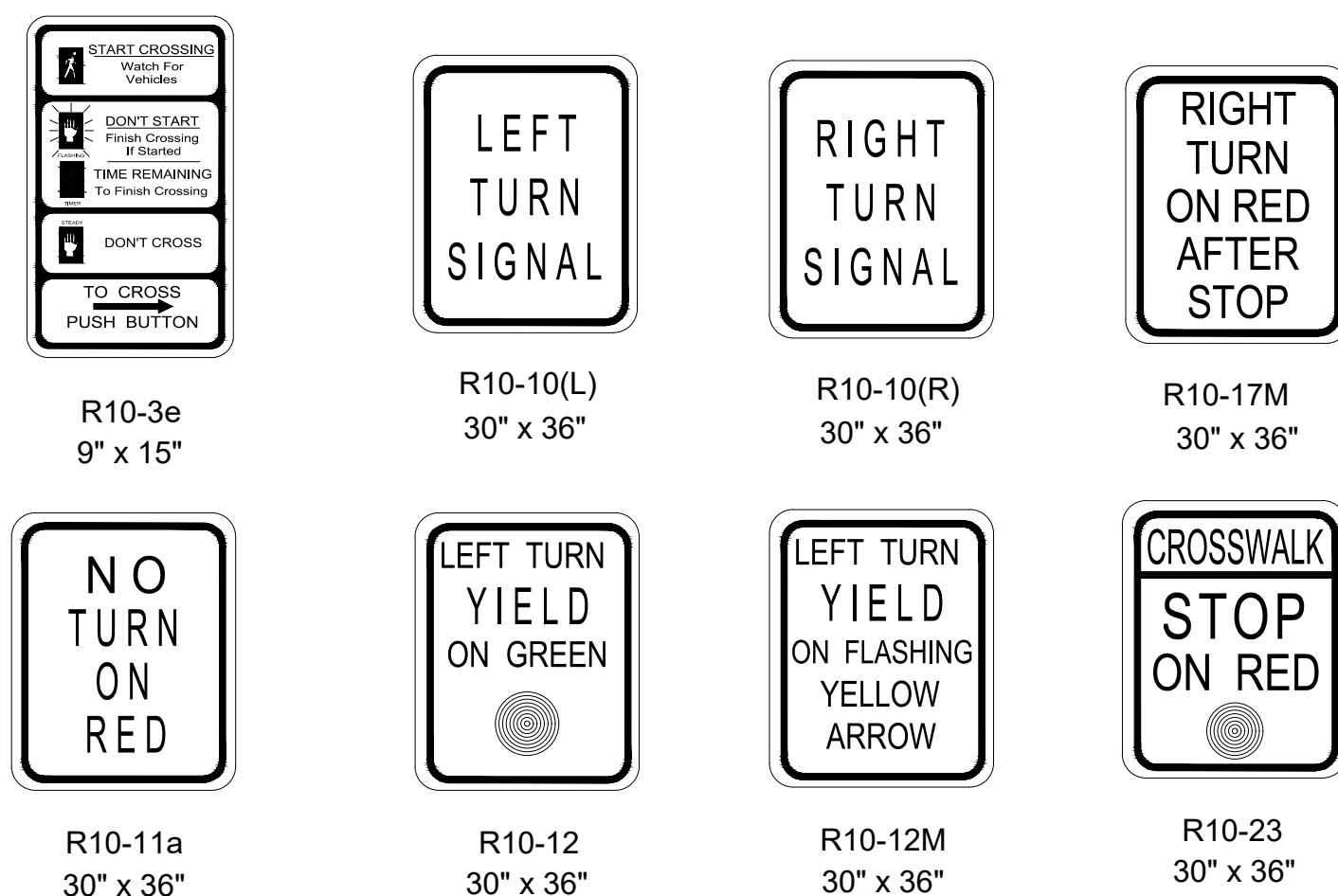
- NOTES:
- ALL SIGNAL HEADS SHALL BE BLACK IN COLOR UNLESS OTHERWISE NOTED ON THE PLANS.
  - ALL SIGNAL HEADS SHALL BE L.E.D. LENSES UNLESS OTHERWISE NOTED ON THE PLANS. TYPE "A" SIGNAL HEAD IS TO BE GEOMETRICALLY PROGRAMMED VIA LOUVERS.
  - LETTER "R" ON HEAD TYPES MEANS RIGHT TURN ARROW(S).
  - TYPE 6 SIGNAL HEAD SYMBOLS/NUMBERS SHALL BE FULLY ILLUMINATED (NO OUTLINE SYMBOLS ALLOWED). THERE IS A SEPARATE PAY ITEM FOR PEDESTRIAN PUSHBUTTON. PEDESTRIAN PUSHBUTTON SHALL BE FURNISHED WITH R10-3e SIGN. (COST ABSORBED).
  - ALL FYA SIGNAL HEAD SHALL BE FURNISHED WITH R10-12M SIGN. WHEN NOTED ON PLANS, TYPE 4 & 5 SIGNAL HEADS SHALL BE FURNISHED WITH R10-10L, R10-10R, OR R10-17M SIGN. TYPE 7 SIGNAL HEAD SHALL BE FURNISHED WITH R10-12 SIGN. TYPE 7 R REQUIRES NO SIGN. TYPE H SIGNAL HEAD SHALL BE FURNISHED WITH R10-23 SIGN WHEN INDICATED ON PLANS. COST OF SIGNAL SIGNS, MOUNTING BRACKETS, HARDWARE, AND LABOR SHALL BE COST ABSORBED.
  - FOR SPAN WIRE INSTALLATION, THE HOUSING FOR THE RED INDICATION OF A TYPE 7 HEAD, SHALL BE ALUMINUM.

DETAIL OF TRAFFIC SIGNAL WITH BACKPLATE



NOTE:  
ALL SIGNAL HEADS SHALL INCLUDE BACKPLATES AND VISORS UNLESS OTHERWISE NOTED ON TRAFFIC SIGNAL INSTALLATION SHEETS.

DETAIL OF TYPICAL TRAFFIC SIGNAL SIGNS

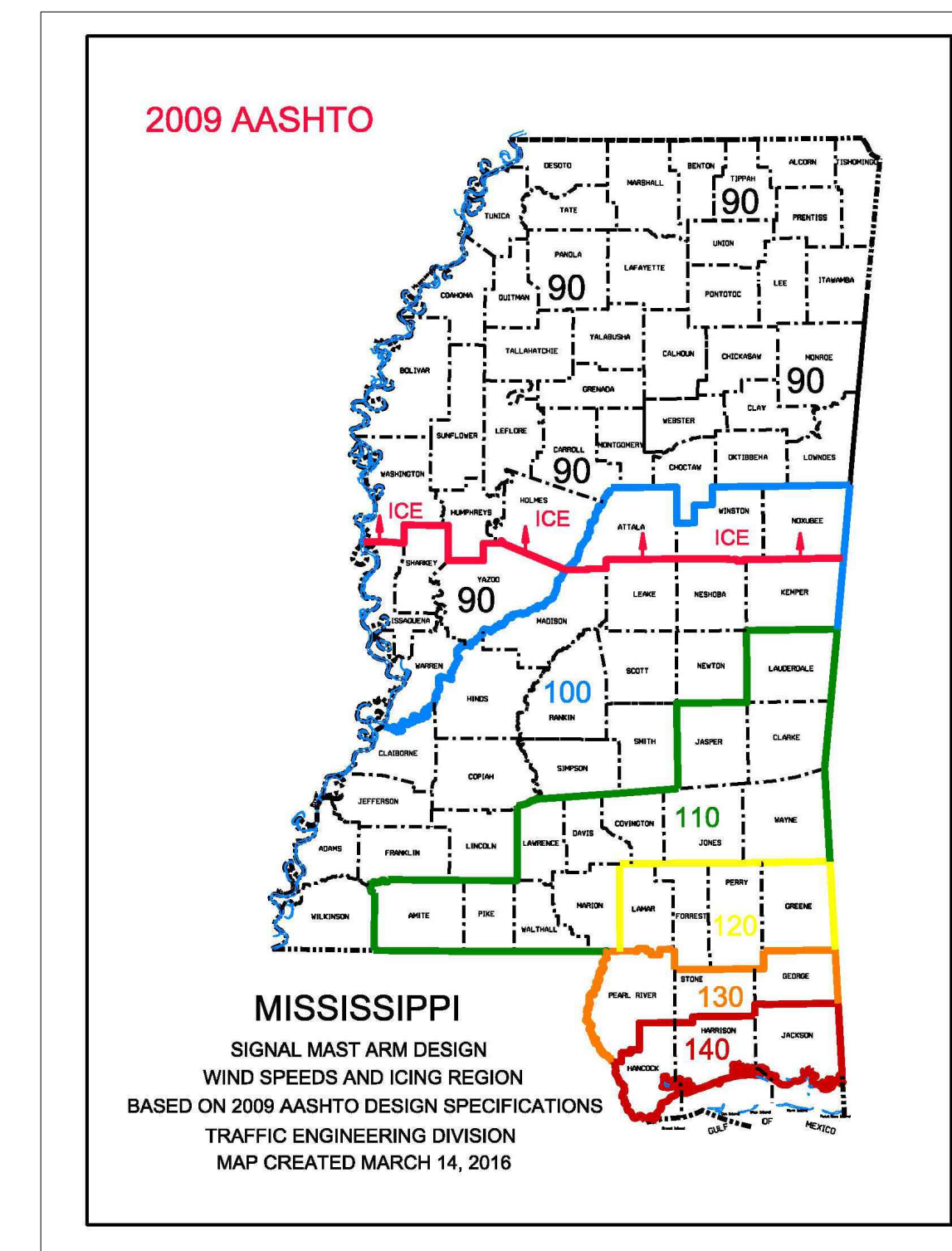


- NOTES:
- ALUMINUM SIGN BLANKS ARE TO BE ALUMINUM ALLOY 5052-H38 AND 0.10" THICK.
  - THE SIGNS SHALL BE SUPPLIED WITH MOUNTING BRACKETS AND HARDWARE AS REQUIRED.
  - NUMBER 12 PLATED JACK CHAINS SHALL BE ATTACHED TO THE BOTTOM OF ALL SPAN WIRE MOUNTED SIGNS.
  - CHAINS SHALL BE ATTACHED TO SIGN AND TETHER USING "S" HOOKS.
  - THE SIZE OF THE SIGN BLANK, LEGEND, BORDER AND THE COLOR OF THE BACKGROUND AND LEGEND IS TO CONFORM TO THE M.U.T.C.D. (LATEST EDITION).
  - REFLECTIVE SHEETING FOR TRAFFIC SIGNS SHALL BE TYPE XI PRISMATIC RETROREFLECTIVE SHEETING.

SIGNAL PLAN LEGEND

- SIGNAL HEAD REQUIRED / TYPE
- PEDESTRIAN HEAD REQUIRED
- EXISTING SIGNAL HEAD
- SIGN
- VEHICLE LOOP DETECTOR
- QUADRAPOLE VEHICLE LOOP DETECTOR
- VEHICLE LOOP DETECTOR NUMBER
- WIRELESS MAGNETOMETER SENSOR
- BASE MOUNTED CABINET FOR SIGNAL CONTROLLER
- POLE MOUNTED CABINET FOR SIGNAL CONTROLLER
- EXISTING POLE
- POLE REQUIRED
- NEW PEDESTAL POLE
- MAST ARM POLE REQUIRED
- EXISTING PULLBOX
- PULLBOX REQUIRED (TYPE SPECIFIED ON PLAN SHEETS)
- RADAR DETECTOR (RD)
- VIDEO DETECTOR (VD)
- MULTI SENSOR DETECTOR (MS)
- OPTICAL DETECTOR UNIT
- CONDUIT
- ROLL PIPE
- LUMINAIRE
- DECORATIVE LUMINAIRE
- GROUND MOUNTED PEDESTAL SERVICE PANEL
- RADIO INTERCONNECT ANTENNA
- TWO-WAY WIRELESS ANTENNA
- WIRELESS REPEATER
- PTZ / FIXED CAMERA
- P.B. PUSH BUTTON
- S.C. SHIELDED CABLE
- POW. POWER CABLE
- LUM. LUMINAIRE POWER CABLE
- ODC. OPTICAL DETECTOR CABLE
- 8c. NUMBER OF CONDUCTORS
- I.C. INTERCONNECT CABLE
- RAD. RADIO COMMUNICATIONS CABLE
- FO. FIBER OPTIC CABLE (72 SM)
- FO DROP. FIBER DROP CABLE (12 SM)
- DC. DETECTION CABLE
- STOP BAR DETECTION ZONE
- ADVANCED DETECTION ZONE

WIND SPEEDS AND ICING REGION MAP



2009/2013 AASHTO WIND LOAD LIST BY COUNTY

COUNTY	BASIC WIND SPEED MPH	ICE LOADING REQD
Adams	100	NO
Alcorn	90	YES
Amite	110	NO
Attala	100	YES
Benton	90	YES
Bolivar	90	YES
Calhoun	90	YES
Carroll	90	YES
Chickasaw	90	YES
Choctaw	90	YES
Claiborne	100	NO
Clarke	110	NO
Clay	90	YES
Coahoma	90	YES
Copiah	90	NO
Covington	110	NO
DeSoto	90	YES
Forrest	120	NO
Franklin	100	NO
George	130	NO
Greene	120	NO
Grenada	90	YES
Hancock	140	NO
Harrison	140	NO
Hinds	100	NO
Holmes	90	YES
Humphreys	90	YES
Issaquena	90	NO
Itawamba	90	YES
Jackson	140	NO
Jasper	110	NO
Jefferson	100	NO

COUNTY	BASIC WIND SPEED MPH	ICE LOADING REQD
Jefferson Davis	110	NO
Jones	110	NO
Kemper	100	NO
Lafayette	90	YES
Lamar	120	NO
Lauderdale	110	NO
Lawrence	110	NO
Leake	100	NO
Lee	90	YES
Leflore	90	YES
Lincoln	100	NO
Lowndes	90	YES
Madison	100	NO
Marion	110	NO
Marshall	90	YES
Monroe	90	YES
Montgomery	90	YES
Neshoba	100	NO
Newton	100	NO
Noxubee	100	YES
Oktibbeha	90	YES
Panola	90	YES
Pearl River	130	NO
Perry	120	NO
Pike	110	NO
Pontotoc	90	YES
Prentiss	90	YES
Quitman	90	YES
Rankin	100	NO
Scott	100	NO
Sharkey	90	NO
Simpson	100	NO
Smith	100	NO
Stone	130	NO
Sunflower	90	YES
Tallahatchie	90	YES
Tate	90	YES
Tippah	90	YES
Tishomingo	90	YES
Tunica	90	YES
Union	90	YES
Walthall	110	NO
Warren	90	NO
Washington	90	YES
Wayne	110	NO
Webster	90	YES
Wilkinson	100	NO
Winston	100	YES
Yalobusha	90	YES
Yazoo	90	NO

**Kimley»Horn**



KHA PROJECT	142362033
DATE	2/2022
SCALE	AS SHOWN
DESIGNED BY	BST
DRAWN BY	BST
CHECKED BY	CBB

DETAILS OF TRAFFIC SIGNAL HEADS AND TRAFFIC SIGNAL SIGNS

LOVE'S TRAVEL STOP TRAFFIC SIGNAL DESIGN PREPARED FOR MDOT

This document, together with the concepts and designs presented herein, is intended only for the specific purpose and client for which it was prepared. Reuse of and improper reliance on this document without written authorization and adaptation by Kimley-Horn and Associates, Inc. shall be without liability to Kimley-Horn and Associates, Inc.



DATE BY REVISIONS No.