

DAMMON
ENGINEERING, INC.

CHIEF ENGINEER
EMMETT
DAMMON, P.E.
CHIEF ARCHITECT
ROBERT
WILTSE

1095 FLORIDA AVENUE
SLIDELL, LA, 70456
OFFICE: 985-649-5332
FAX: 985-641-5950

WEBSITE:
WWW.DAMMONENGINEERING.COM
EMAIL:
DAMMONENG@SLIDELA.MT

ARCHITECTURE
ENGINEERING
STUDIES
PLANNING
INVESTIGATION
EXPERT WITNESS

ALFORD &
ALFORD, LLP

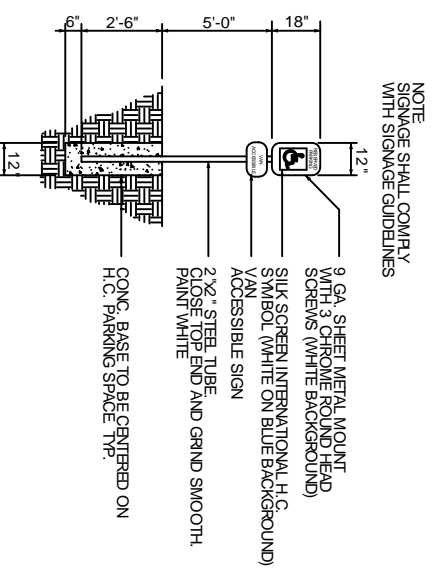
NEIL & LYDIA
ALFORD
542 OLD
SPANISH TRAIL
SLIDELL, LA

SITE
PLAN

| | |
|----------------|--|
| REV: | |
| SCALE AS NOTED | |
| JOB#: 1924 | |
| DATE: XX-XX-08 | |
| SHEET | |

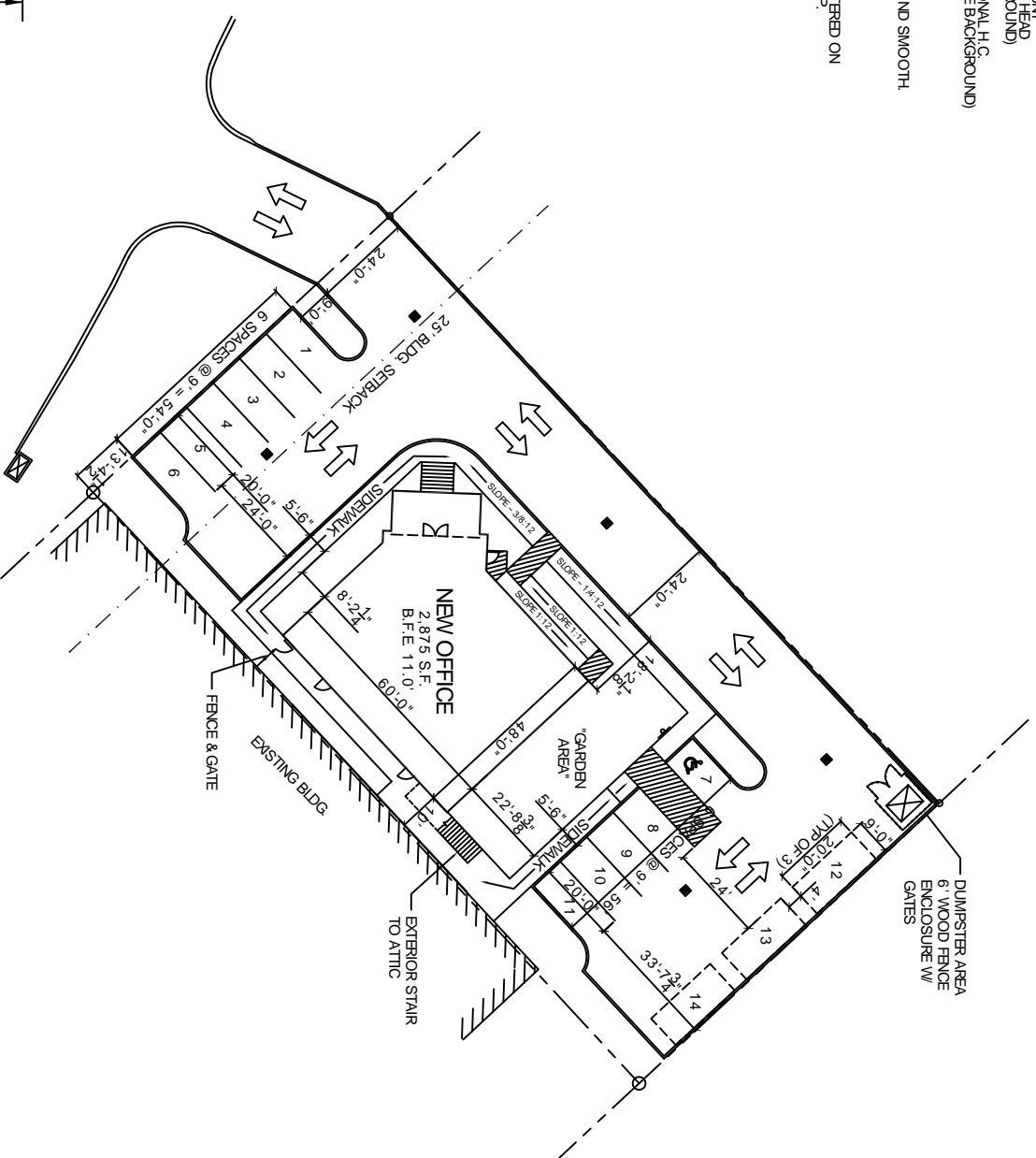
OF

C-2

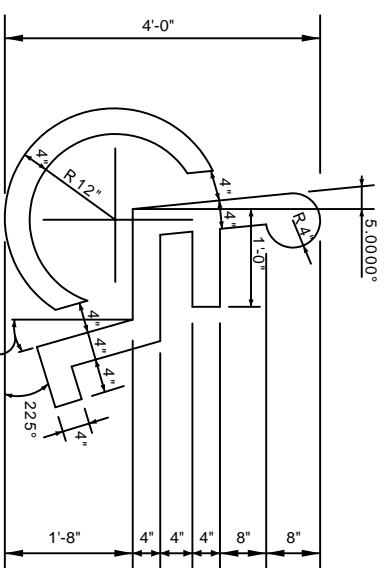


HANDICAP PARKING SIGN
SCALE N.T.S.

NOTE
SIGNAGE SHALL COMPLY
WITH SIGNAGE GUIDELINES



SITE PLAN
SCALE 1" = 20'-0"



HANDICAP SYMBOL DETAIL
SCALE N.T.S.

PARKING REQUIREMENTS

2,875 S.F. TOTAL BLDG. AREA
REQUIRES: 1 PARKING SPACE / 200 S.F.
TOTAL PARKING REQUIRED = 14 SPACES (1 HCP)
TOTAL PARKING PROVIDED = 14 SPACES (1 HCP)

SITE LIGHTING

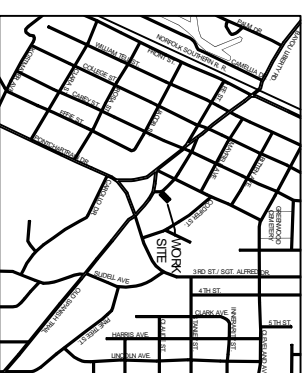
EXTERIOR LIGHTING SHALL BE SHADED OR INWARDLY DIRECTED IN SUCH A MANNER SO THAT NO DIRECT LIGHTING OR GLARE BE CAST BEYOND THE PROPERTY LINE. THE INTENSITY OF SUCH LIGHTING SHALL NOT EXCEED ONE FOOT CANDLE AS MEASURED AT THE ADJUTING PROPERTY LINE. (N/A)

SITE PLAN NOTES

1. ROOFING MATERIAL: METAL SSR
2. SIDING MATERIAL: STUCCO
3. UTILITIES: ALL UTILITIES SHALL BE PLACED UNDERGROUND.

LEGEND

- - - PROPERTY LINE
- NEW BLDG. FOOTPRINT
- - - 25' BLDG. SETBACK
- - - NEW FENCE
- - - NEW DRAINAGE CATCH BASIN
- HCP PARKING SYMBOL
- ↔ TRAFFIC FLOW DIRECTION
- - - 6" CONCRETE CURB



VICINITY MAP
SCALE N.T.S.