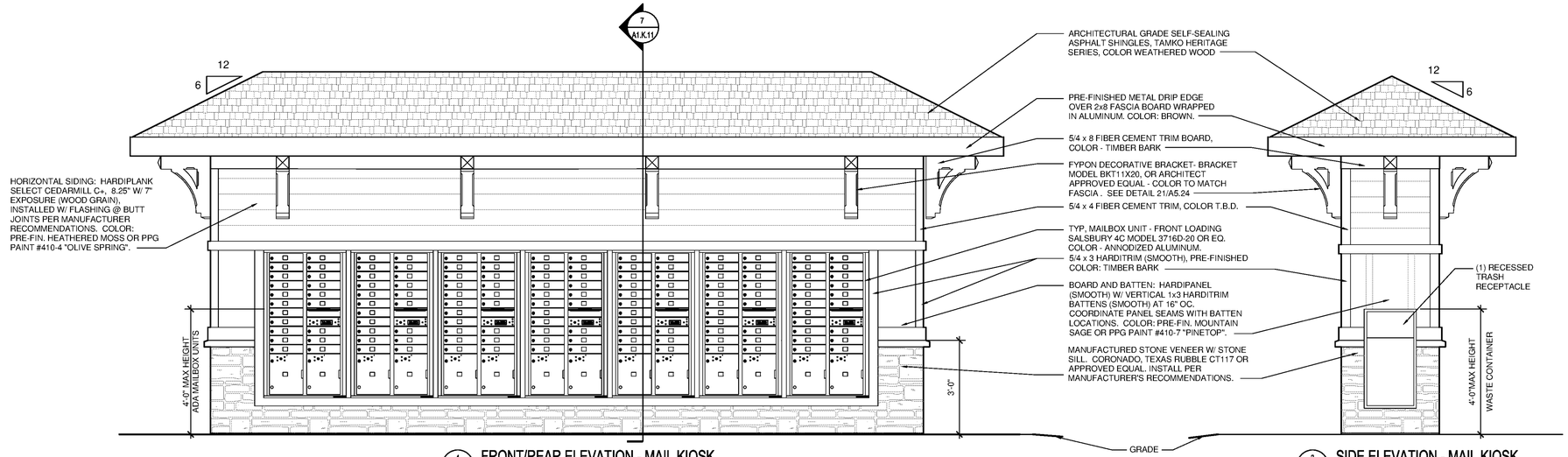

4 A1.K.11 FRONT/REAR ELEVATION - MAIL KIOSK
SCALE: 1/2"=1'-0"

3 A1.K.11 SIDE ELEVATION - MAIL KIOSK
SCALE: 1/2"=1'-0"

	RESIDENTIAL UNTIS	'MB1' DOORS	'OM2' DOORS	PARCEL LOCKERS
MAIL KIOSK	296	320	16	32

ATTIC VENTILATION SCHEDULE

AREA	ATTIC AREA (SQ FT)	TOTAL NET FREE VENTED AREA REQ. (1/300) (SQ IN)	RIDGE (50%) (SQ IN)		SOFFIT (50%) (SQ IN)	
			REQ *	PROVIDED **	REQ *	PROVIDED ***
ATTIC AREA	227	109	55	19 LINEAL FT.	55	9 LINEAL FT.

NOTE:

* REQUIRED NET FREE VENTED AREAS ARE CALCULATED BY MULTIPLYING THE ACTUAL ATTIC AREA (SQ FT) BY 1/300 AND MULTIPLYING SUM BY 144 SQ IN/SQ FT. 50% OF TOTAL NET FREE VENTED AREA IS REQUIRED AT THE RIDGE (HIGH) AND 50% IS REQUIRED THE SOFFIT (LOW).

** MIN. REQUIRED LINEAL FEET OF VENTED RIDGE PROVIDED (HIGH AREAS) IS CALCULATED BY DIVIDING THE REQUIRED NET FREE AREA BY THE MANUFACTURERS STATED ACTUAL VENTED NET FREE AREA (BASED ON 18.0 SQ IN MIN. NET FREE AREA PER FT). TURTLEBACK VENTS (BASED ON 50 SQ IN MIN. EACH) TO BE USED TO SUPPLEMENT RIDGE (HIGH) VENTING AS REQUIRED. PLACE TURTLE BACK VENTS ON REAR OF BUILDINGS, TYPICAL.

*** MIN. REQUIRED NET FREE VENTED SOFFIT PROVIDED (LOW AREAS), CALCULATED BY DIVIDING THE REQUIRED NET FREE AREA OF SOFFIT (CONTINUOUS) VENT BY THE MANUFACTURERS STATED ACTUAL VENTED NET FREE AREA (BASED ON 5.9 SQ IN MIN. NET FREE AREA PER FT). SOFFIT VENTING SHALL BE EVENLY DISTRIBUTED BETWEEN EAVES.

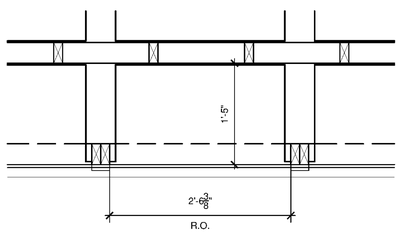

SLASBURY INDUSTRIES 4C HORIZONTAL MAILBOXES (I) FRONT LOADING (20) MBI DOORS (1) OM2 OUTGOING MAIL COMPARTMENT (2) PL5 PARCEL LOCKERS

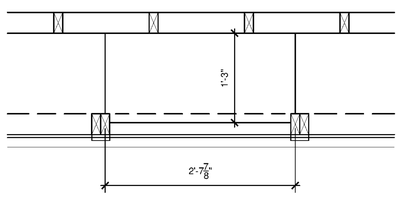

PLATFORM FRAMING

6 A1.K.11 MAILBOX AND PLATFORM FRAMING PLAN
SCALE: 1"=1'-0"

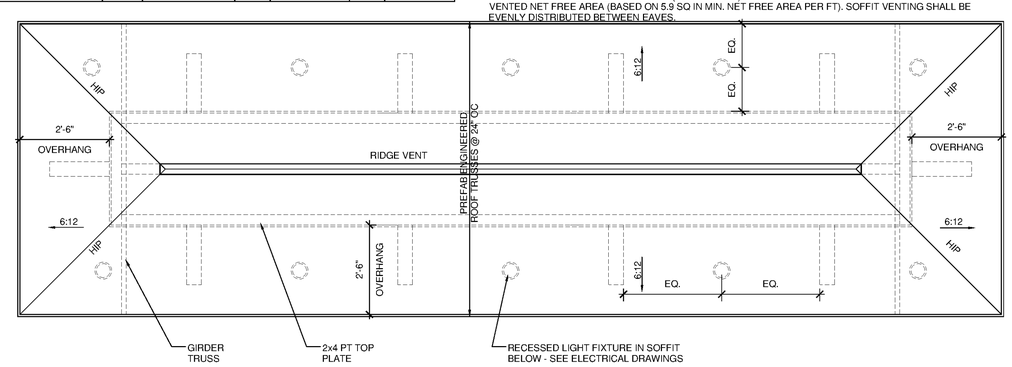

2 A1.K.11 ROOF PLAN - MAIL KIOSK
SCALE: 1/2"=1'-0"

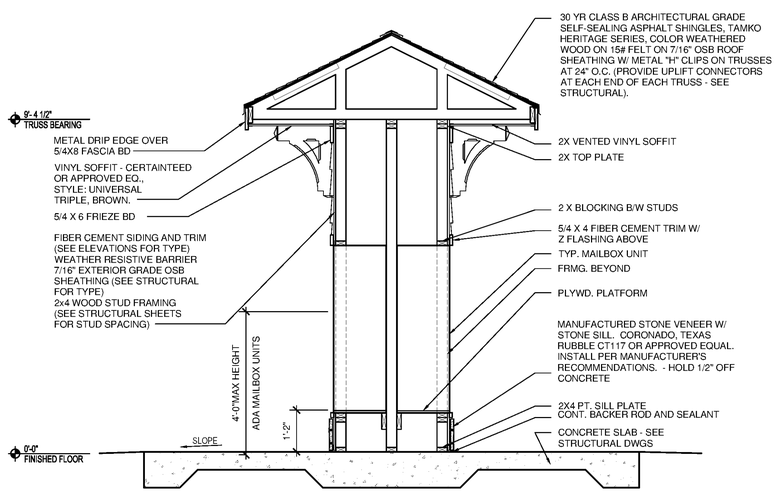

7 A1.K.11 SECTION - MAIL KIOSK
SCALE: 1/2"=1'-0"

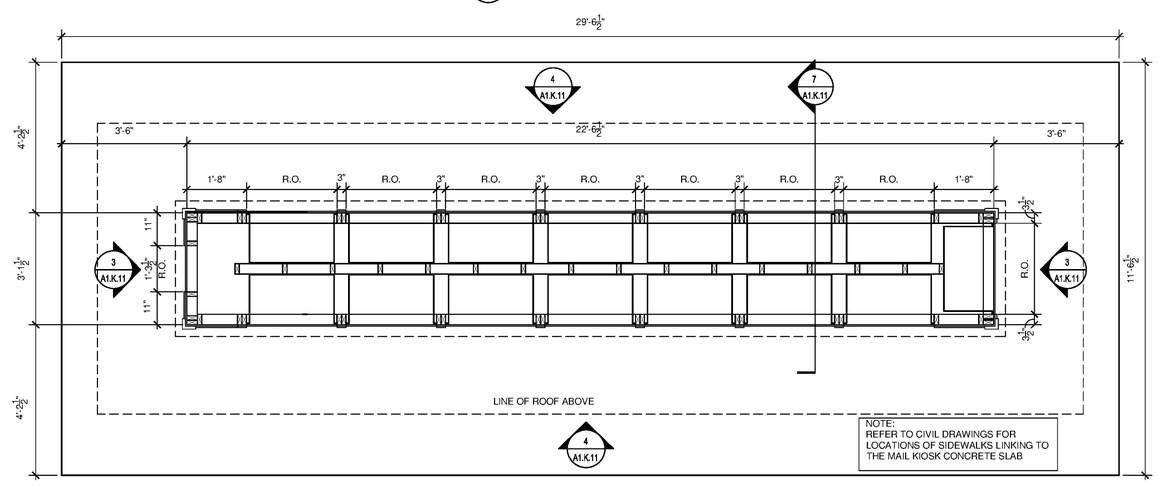

1 A1.K.11 FLOOR PLAN - MAIL KIOSK
SCALE: 1/2"=1'-0"

PHILLIPS

Phone 770.394.1616 Fax 770.394.1314

CONSULTANT

SEAL

ISSUE & REVISION RECORD

#	DATE	DESCRIPTION
	07/07/14	BID SET

This document is © Phillips Partnership, PC and is considered an Instrument of Service and is solely for use with respect to the project as indicated below. All rights reserved. This document may not be reproducedwithout the prior written consent of Phillips Partnership, PC.

PROJECT

SPRINGS AT FREMAUX TOWN CENTER
SLIDELL, LA

CLIENT

CONTINENTAL PROPERTIES
CONTINENTAL 294 FUND LLC
W134 N8675 EXECUTIVE PARKWAY
MENOMONEE FALLS, WI 53051
262.502.5500 * FAX 262.502.5522

PHILLIPS JOB NUMBER 1333104
ISSUE DATE 07/07/14
DRAWN BY/CHECKED BY ATL/DEB
DRAWING TITLE MAIL KIOSK PLANS, ELEVATIONS, AND SECTIONS
SHEET NUMBER A1.K.11

NORTH TERRACES
400 PERIMETER CENTER TERRACE
SUITE 650
ATLANTA, GEORGIA 30346