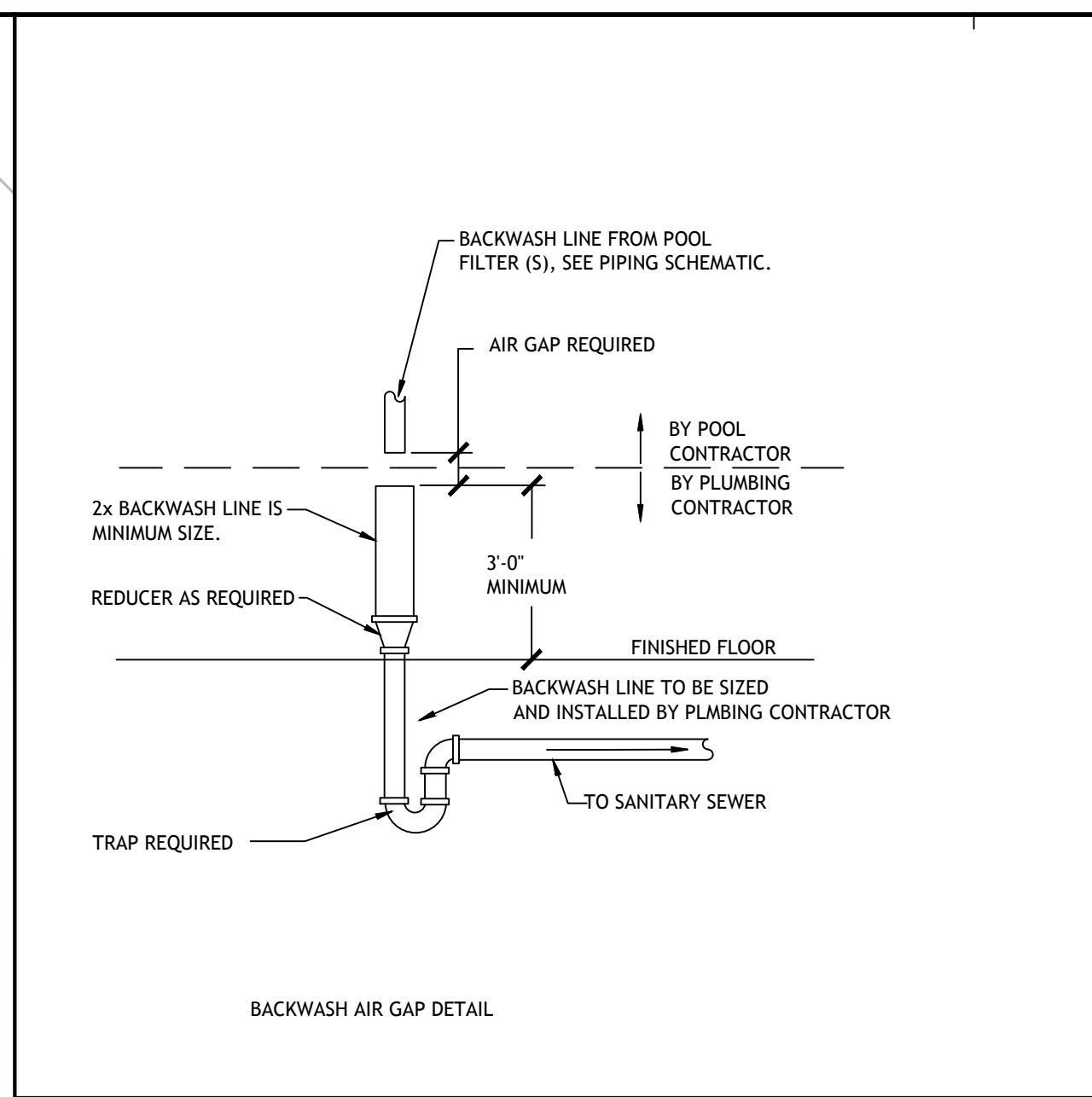
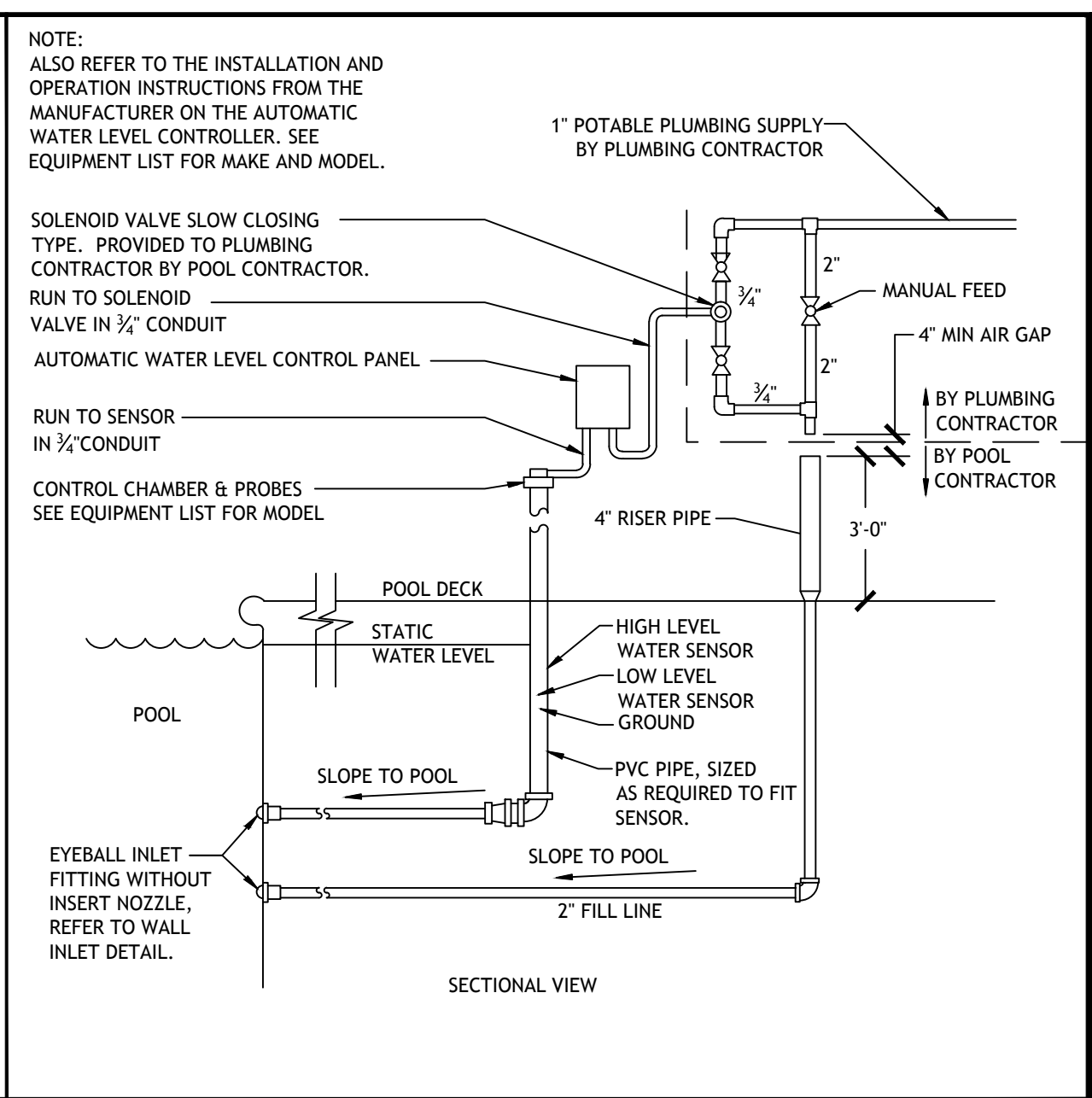


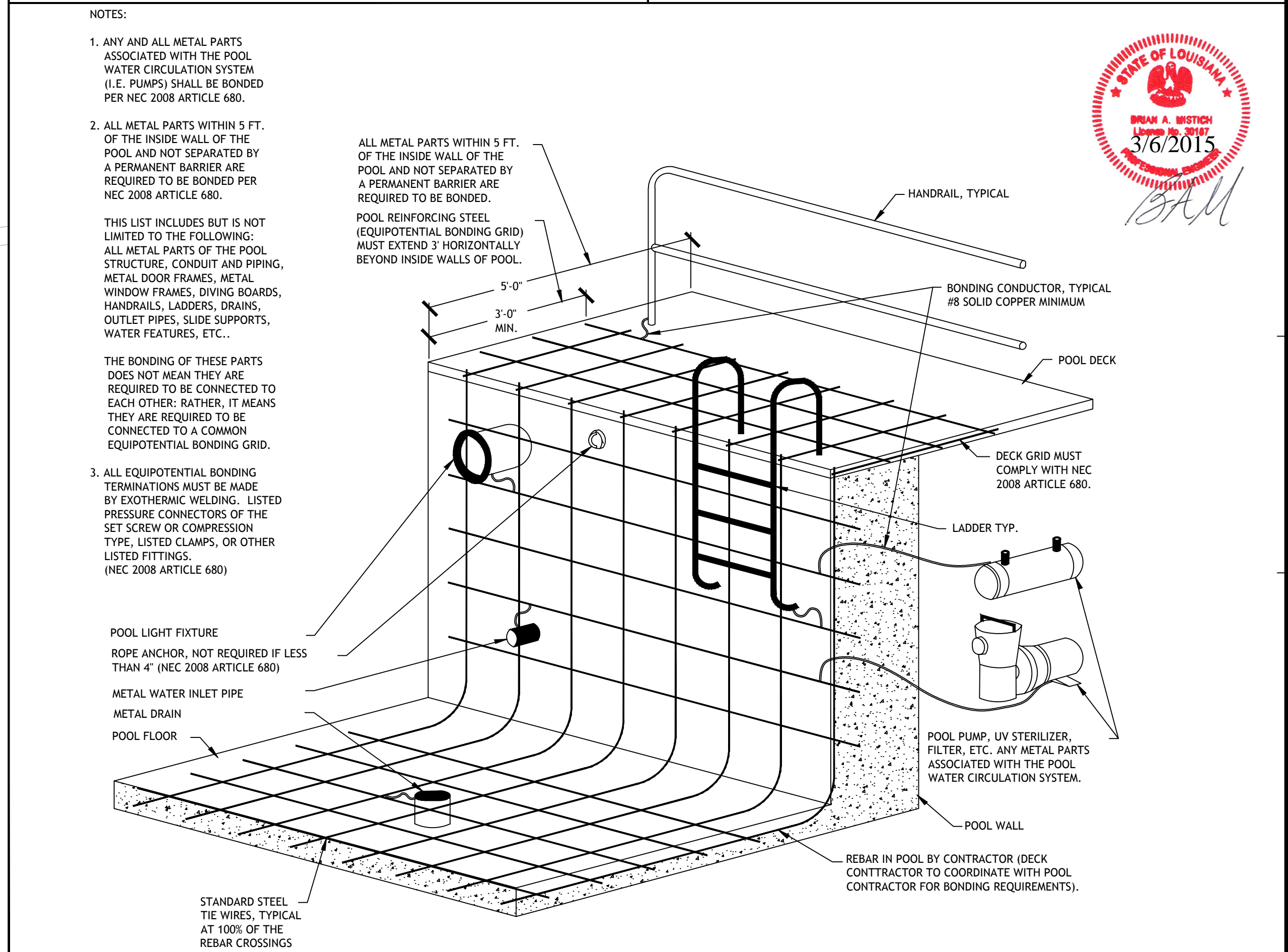
01 POOL LAYOUT PLAN
PL-1.0 SCALE: 3/16" = 1'-0"



02 TYP. BACKWASH DETAIL
SCALE: NTS



03 TYP. AUTOFILL DETAIL
SCALE: NTS



04 TYP. GROUNDING / BONDING DETAIL
SCALE: NTS

GENERAL NOTES

- ALL PLANS, DETAILS, SECTIONS, AND NOTES ARE PROVIDED IN ADDITION TO PROJECT PLANS & SPECS PROVIDED BY THE A/E, AND ARE PROVIDED SPECIFICALLY FOR THE COORDINATION OF ALL PLUMBING, EMBEDS, POOL SHELL, POOL DECK, EQUIPMENT ROOM LAYOUT AND INSTALLATION, ALL IN RELATION SHIP TO THE CLUBHOUSE BUILDING.
- ALL LAYOUT DIMENSIONS ARE MEASURED FROM OUTSIDE FACE OF STUD.
- FRESH WATER SUPPLY IS TO BE PROVIDED TO THE AUTO-FILL BY OTHERS. PLUMBING CONTRACTOR TO COORDINATE WITH POOL CONTRACTOR IN LOCATING & PROVIDING FLOOR DRAIN, AND 1" MINIMUM FRESH WATER SUPPLY TO THE POOL EQUIPMENT ROOM.
- ALL PIPING, AND WALL MOUNTED COMPONENTS TO BE FIELD LOCATED IN EQUIPMENT ROOM.
- ALL REQUIRED POWER SUPPLY TO BE PROVIDED FOR ALL POOL EQUIPMENT & LIGHTING BY OTHERS. POOL CONTRACTOR WILL BE RESPONSIBLE FOR ALL LOW VOLTAGE WIRING WITHIN THE EQUIPMENT ROOM, AND TO THE POOL LIGHTS.
- STRUCTURAL DESIGN, SIZING, AND CALCULATIONS OF THE POOL SHELL AND POOL DECK ARE TO BE BY THE RESIDENT ENGINEER.

GENERAL NOTES


- THE CITY OF SLIDELL WILL BE SUPPLYING THE WATER.
- THE CITY OF SLIDELL WILL BE ACCEPTING THE WASTEWATER.
- THE POOL DECK SIZE SHALL BE A MINIMUM OF 4FT. IN WIDTH NEXT TO ALL POOL WALLS. ALL DECKING SHALL SLOPE 1/4" PER FT. AWAY FROM POOL.
- A HOSE BIBB WITH VACUUM BREAKER SHALL BE PROVIDED FOR WASHING THE POOL DECK BY THE PLUMBING CONTRACTOR.
- HAND RAILS SHALL MEET CODE XXIV-327.A.1
- LADDERS SHALL MEET CODE XXIV-329.
- POOL INLETS SHALL DISCHARGE 10" TO 15" BELOW POOL OVERFLOW.
- A 12 FT. STRONG POLE WITH BODY HOOK - THROWING ROPE WITH BUOY SHALL MEET CODE XXIV-703a1 & 2.

SWIMMING POOL DATA

POOL PERIMETER:	210 FEET
POOL VOLUME:	32,610 GALLONS
RECIRCULATION RATE:	5 HOUR
DESIGN FLOW RATE	109 GPM
TOTAL HEAD	64 FT
POOL AREA	1,366 SQ. FT.
POOL CAPACITY	74 EACH
POOL CONSTRUCTION	CONCRETE
POOL FINISH	PLASTER



894 ROBERT BOULEVARD
SLIDELL, LOUISIANA 70458
PH. 985-643-2427
FAX 985-643-2691
RROTOL@ROTOLOCONSULTANTS.COM



SPRINGS AT FREMAUX TOWN CENTER
SLIDELL LOUISIANA

Copyright 2014 Roto Consultants Inc. These drawings or parts thereof, may not be reproduced in any form, by any method, for any purpose, without prior written consent from Roto Consultants Inc.
Contact: Rod Roto 985-643-2427
Project No: 82-0000-00-LA

Revisions:

No.	Date:	Description:

Date: 3-3-2015
Drawn: TJH
Checked: KD
Sheet Title:

SWIMMING POOL LAYOUT PLAN & NOTES

Drawing No:
PL-1.0
1 of 4