File name: J:_RESIDENTIAL\Hugh Herron 206 Marlin Sidell\Current drawings\C100.dwg, Size: ANSI (24.00 x 36.00 Inches), Plot Date: Friday, September 28, 2018 2:25:18 PM

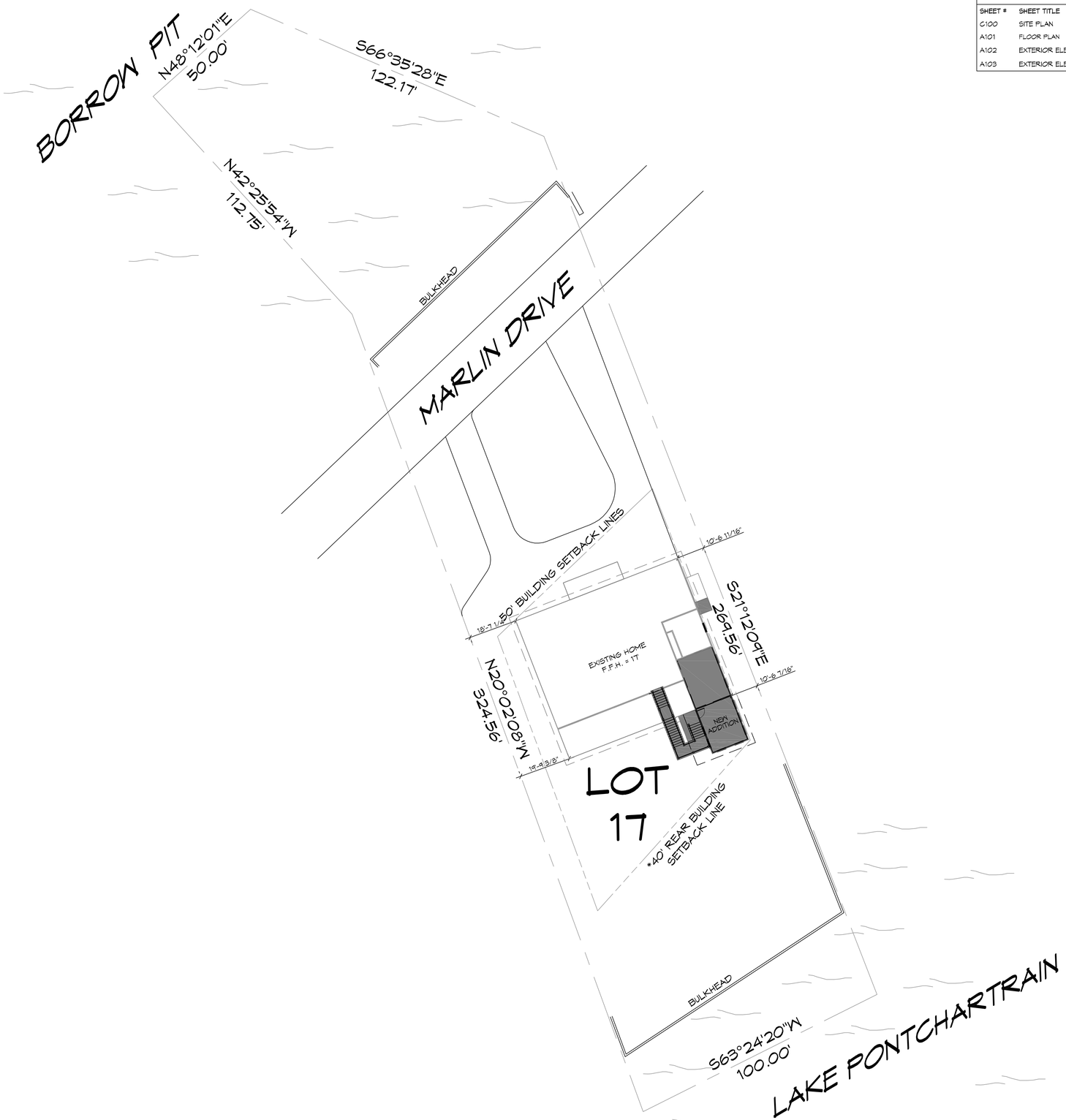

1 SITE PLAN
SCALE: 1"=20'-0"

SHEET INDEX

SHEET #	SHEET TITLE
C100	SITE PLAN
A101	FLOOR PLAN
A102	EXTERIOR ELEVATIONS
A103	EXTERIOR ELEVATIONS

PROJECT HUGH HERRON RESIDENCE

EXISTING SQUARE FEET = 2845
ADDITION SQUARE FEET = 560
TOTAL SQUARE FEET = 3,405

SURVEY LEGAL

SURVEY OF LOT 17
SQUARE B
RIGOLETS ESTATES SUBDIVISION
ST. TAMMANY PARISH
LOUISIANA

PLANNING

ZONED - RESIDENTIAL

BUILDING ELEVATION

BASE FLOOD ELEVATION = 15'-16'
FINISHED FLOOR ELEVATION = 17'

FLOOD ZONE

ZONE "V15"

SITE SETBACKS

FRONT SET BACK = 50'-0"
SIDE = 10'-0"/15'-0" CORNER
REAR = 20% OF LOT DEPTH WITH A MINIMUM 50'-0"

DAMMON ENGINEERING, INC.
554 Old Spanish Trail
Slidell, LA 70458
PH: 985.649.5832
www.dammonengineering.com
info@dammonengineering.com
Fax: 985.641.5950

REVISIONS

#	DESCRIPTION	DATE

SEAL:

PRELIMINARY NOT FOR CONSTRUCTION

HUGH HERRON

206 MARLIN DRIVE
SLIDELL, LOUISIANA

JOB No: 2018 | DATE: 09-28-18
DRAWN BY: CKD/JASHM | CHECKED BY: CKD

This drawing is as-noted, sole property of Dammon Engineering, and shall not be copied, reproduced, used or transferred to other parties without the written consent of Dammon Engineering. The drawing is provided for the use of the original owner and shall remain the property of Dammon Engineering, and shall not be used for other projects, or for the completion of this project by others, except by agreement in writing and with appropriate compensation to Dammon Engineering. Please contact us with any questions, or if the drawings are used or copied without permission.

SHEET TITLE:
SITE PLAN

DRAWING NUMBER:
C100

SHEET No: 1 of # 4

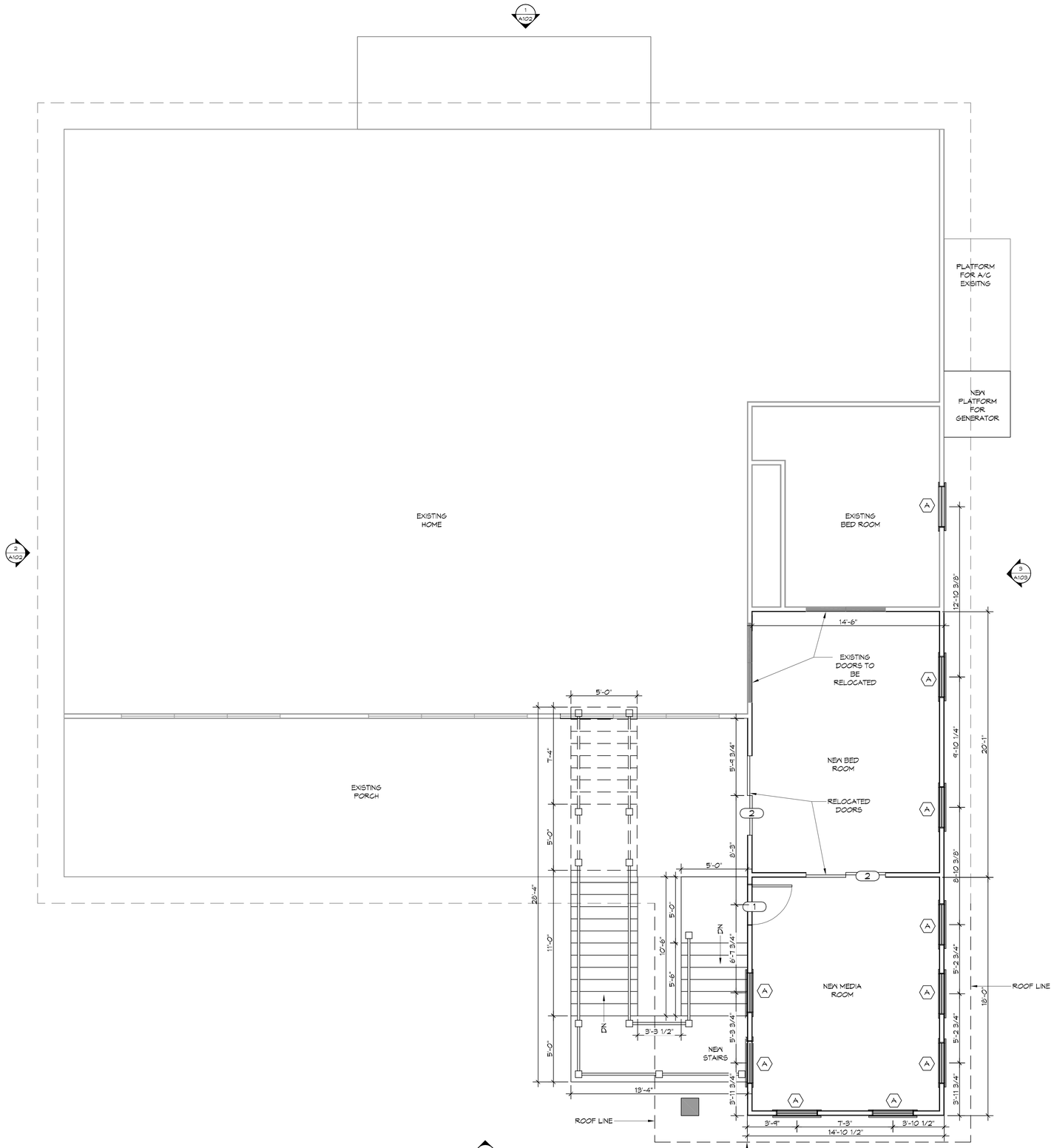

1 A101 A101

SECOND LEVEL

SCALE: 1/4" = 1'-0"

ARCHITURAL

DOOR SCHEDUEL		
NUMBER	SIZE	NOTE
1	3'-0"X6'-8	FLUSH S.C. WITH APPLIED MOULDING
2	6'-0"X6'-10"	SLIDING GLASS DOORS
3	10'-0"X10'-0"	ROLL-UP DOOR

WINDOW SCHEDULE		
LETTER	SIZE	NOTE
A	3'-0"X6'-0"	ALL WINDOW GLASS TO BE DOUBLE INSULATED GLASS

LEGEND

WINDOW

NEW COLUMN

SLIDING DOOR

DOOR

EXISTING SLIDING DOOR TO BE FILLED IN

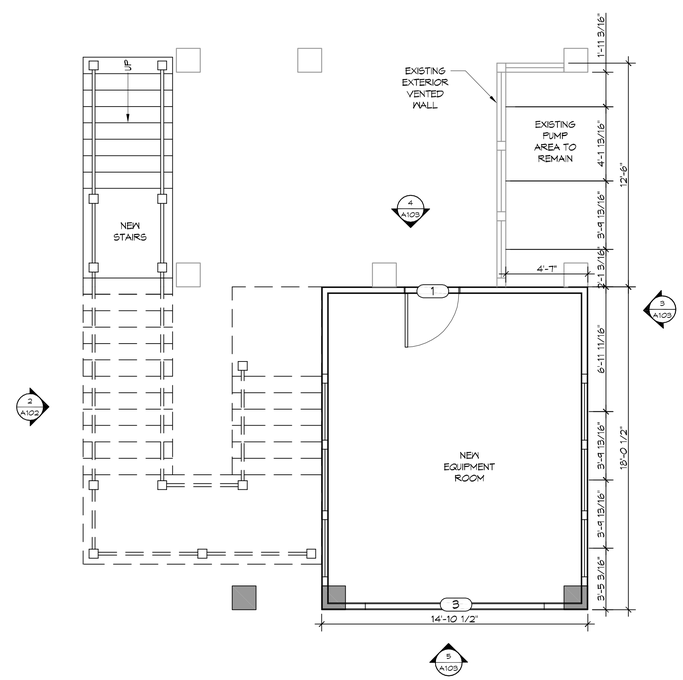

2 A101 A101

FIRST LEVEL

SCALE: 1/4" = 1'-0"

ARCHITURAL

DAMMON ENGINEERING, INC.
554 Old Spanish Trail
Slidell, LA 70458
PH: 985.649.5832
www.dammonengineering.com
info@dammonengineering.com
Fax: 985.641.5950

#	DESCRIPTION	DATE

REVISIONS

SEAL:

PRELIMINARY NOT FOR CONSTRUCTION

ZOVARHEIGHT

206 MARLIN DRIVE
SLIDELL LOUISIANA

JOB No:	2018
DATE:	09-26-18
DRAWN BY:	JASMIN
CHECKED BY:	CKD

This design is being sent, with full confidence, through use of the electronic distribution of the plans and contents of the property of Dammon Engineering, and are part thereof and the same shall not be used for any purpose other than the specific project for which they are prepared by Dammon Engineering. Please contact with any errors, omissions, or discrepancies in the plans and specifications and contact Dammon Engineering before proceeding with the work.

SHEET TITLE:
FLOOR PLAN

DRAWING NUMBER:
A101

SHEET No: 2 of # 4

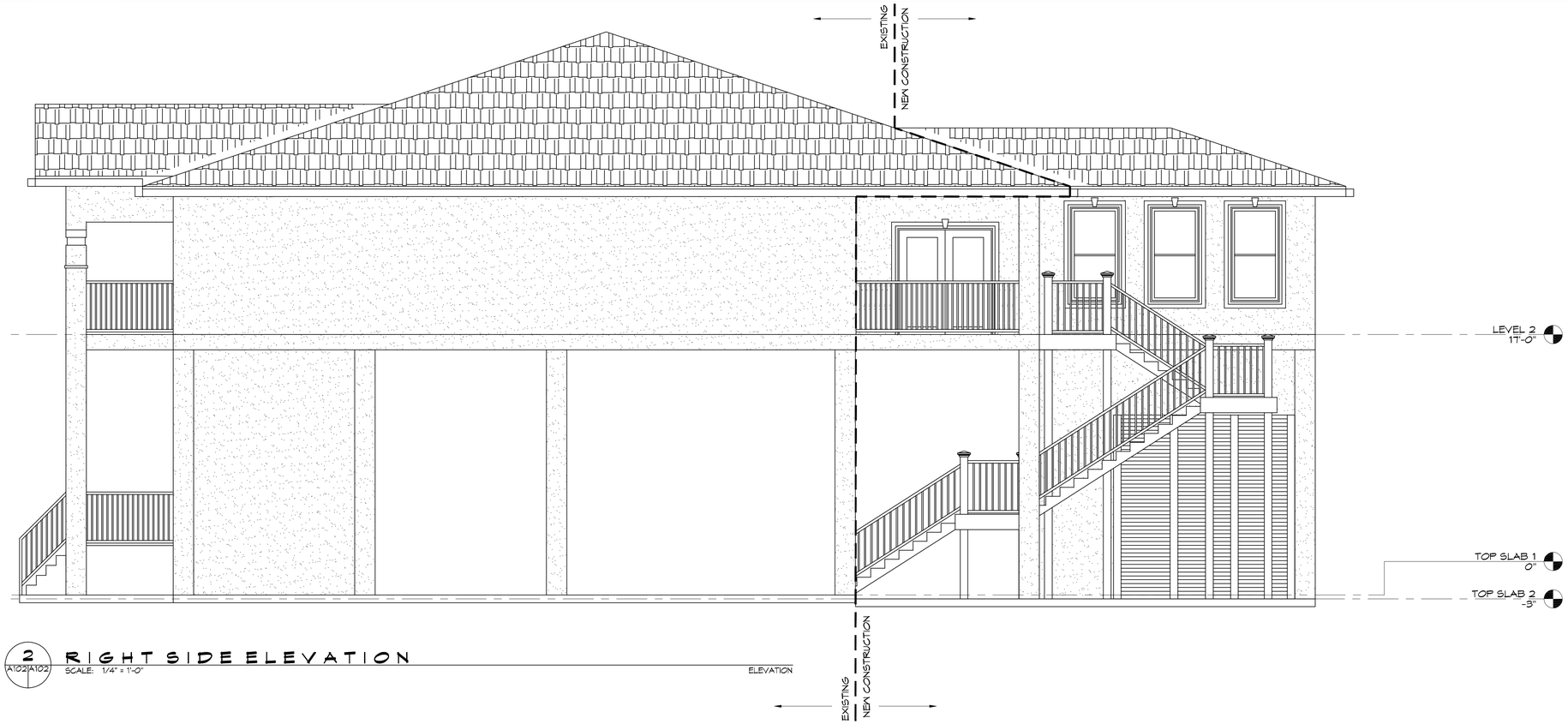

2 A102 | A102 RIGHT SIDE ELEVATION
SCALE: 1/4" = 1'-0"
ELEVATION

1 A102 | A102 FRONT ELEVATION
SCALE: 1/4" = 1'-0"
ELEVATION

DAMMON ENGINEERING, INC.
www.dammonengineering.com
info@dammonengineering.com
Fax: 985.641.5950
554 Old Spanish Trail
Slidell, LA 70458
PH: 985.641.5032

REVISIONS

#	DESCRIPTION	DATE

SEAL:

PRELIMINARY NOT FOR CONSTRUCTION

HUGH HERRON

206 MARLIN DRIVE
SLIDELL, LOUISIANA

JOB No: 2018 | DATE: 09-26-18
DRAWN BY: JASMA | CHECKED BY: CKD

The data contained on plans and specifications, regardless of medium (paper or electronic), shall be and remain the property of Dammon Engineering, Inc. and shall not be reproduced or used for any purpose other than that specifically authorized in writing by Dammon Engineering, Inc. Dammon Engineering, Inc. shall not be responsible for any reuse or alteration of the plans and specifications by others, or any modification made to the plans and specifications after the date of delivery. Dammon Engineering, Inc. shall not be responsible for any reuse or alteration of the plans and specifications by others, or any modification made to the plans and specifications after the date of delivery, unless such reuse, alteration or modification is approved in writing by Dammon Engineering, Inc. © 2018 Dammon Engineering, Inc. All Rights Reserved.

SHEET TITLE:
BUILDING ELEVATIONS

DRAWING NUMBER:
A102

SHEET No: 3 of # 4

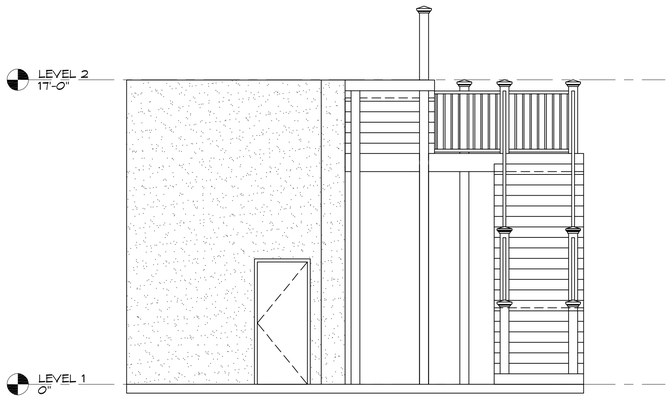

4 A103|A103 FIRST LEVEL ELEVATION
SCALE: 1/4" = 1'-0"
ELEVATION

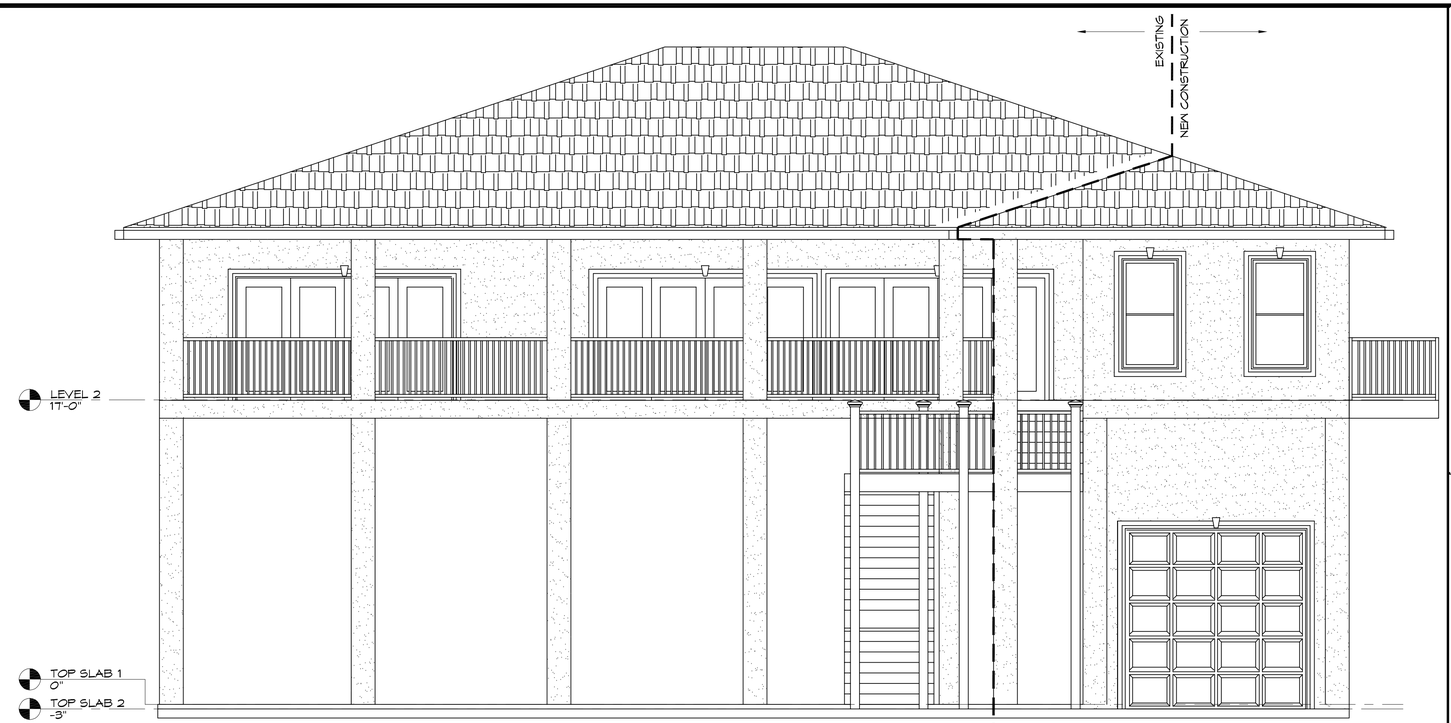

5 A103|A103 REAR ELEVATION
SCALE: 1/4" = 1'-0"
ELEVATION

3 A103|A103 LEFT SIDE ELEVATION
SCALE: 1/4" = 1'-0"
ELEVATION

DAMMON ENGINEERING, INC.
www.dammonengineering.com
info@dammonengineering.com
Fax: 985.641.5950
556 Old Spanish Trail
Slidell, LA 70458
PH: 985.649.5832

REVISIONS

#	DESCRIPTION	DATE

SEAL:

PRELIMINARY NOT FOR CONSTRUCTION

HUGH HERRON

206 MARLIN DRIVE
SLIDELL LOUISIANA

JOB No:	2018	DATE:	09-28-18
DRAWN BY:	JASMYN	CHECKED BY:	CKD

The above drawings and specifications, together with the ideas and designs incorporated herein, as an instrument of service, are the property of Dammon Engineering, Inc. and are not to be used in whole or in part for any purpose other than those specifically agreed to in writing by the firm. Any reproduction of these drawings and specifications, or any portion thereof, without the written consent of Dammon Engineering, Inc. is prohibited. Visual contact with these drawings and specifications shall constitute prima facie evidence of the acceptance of these restrictions.

SHEET TITLE:
BUILDING ELEVATIONS

DRAWING NUMBER:
A103

SHEET No: 4 of # 4

FILE NAME: J:\-- PROJECTS\JAMES HERRON 206 Marlin Drive\Current drawings\A103 - elevations.dwg PLOT DATE & TIME: Friday, September 28, 2018 3:08:54 PM