DOOR SCHEDULE

MK	WIDTH	HEIGHT	THK	DOOR MAT	FRAME MAT	FR	REMARKS
101	3'-0"	6'-8"	1-3/4"	METAL	STEEL	NR	WITH DOOR CLOSURE
102	3'-0"	6'-8"	1-3/4"	METAL	STEEL	NR	
103	3'-0"	6'-8"	1-3/4"	METAL	STEEL	45. MIN	WITH DOOR CLOSURE
104	3'-0"	6'-8"	1-3/4"	METAL	STEEL	45. MIN	EXISTING DOOR WITH CLOSURE
105	3'-0"	6'-8"	1-3/4"	METAL	STEEL	NR	EXISTING DOOR WITH CLOSURE
106	2'-0"	6'-8"	1-3/4"	METAL	STEEL	NR	NEW WATER HEATER CLOSET DOOR

NOTE:
DOORS IN A REQUIRED MEANS OF EGRESS SERVING ANY ASSEMBLY AREA HAVING AN OCCUPANT LOAD OF 50 OR MORE PERSONS SHALL NOT BE EQUIPPED WITH A LATCH OR LOCK OTHER THAN PANIC HARDWARE OR FIRE EXIT HARDWARE.

KITCHEN FINISH SCHEDULE

FLOOR:	EPOXY/ URETHANE, NON SLIP FINISH.
BASE:	4" EPOXY/ URETHANE
WALLS:	FIBER-REINFORCED PLASTIC (FRP) OVER GYPSUM BOARD
CEILING:	2X2 ARMSTRONG GEORGIAN OR USG 2X2 CLEAN-ROOM. PANELS. INSTALL IN HOT DIPPED GALVANIZED CEILING 15/16" GRID ALL TILES SQUARE EDGE.
CEILING: HEIGHT	9'-0"

GA FILE NO. WP 3660 GENERIC

GYPSUM WALLBOARD, WOOD STUDS

1 HOUR FIRE

ONE LAYER 5/8" TYPE X GYPSUM WALLBOARD APPLIED AT RIGHT ANGLES TO EACH SIDE OF 2X6 WOOD STUDS 16" O.C. WITH 2 3/4" TYPE S OR W DRYWALL SCREWS 7" O.C.

VERTICAL JOINTS STAGGERED 16" O.C., HORIZONTAL JOINTS STAGGERED 24" O.C., ON OPPOSITE SIDES.

TESTED AT 5,156 LBS PER STUD OR 100 PERCENT OF DESIGN LOAD. (LOAD-BEARING)

THICKNESS: 6 3/4"
APPROX. WEIGHT: 8 PSF
FIRE TEST: ITS J99-22441.2, 10-99

1 HR RATED WALL

SCALE: NTS

GENERAL NOTES

1. INSULATION AND INSULATION ASSEMBLIES SHALL MEET THE REQUIREMENTS OF IBC 2012 SECTION 719.
   A. CONCEALED INSULATION SHALL HAVE A FLAME SPREAD OF 0-25 AND SMOKE DEVELOPED INDEX OF 0-450. EXCEPT THAT IN COMBUSTIBLE (WOOD FRAME) CONSTRUCTION.
   B. FACING SHALL COMPLY WITH IBC 2012.
2. ALL MATERIALS SHALL BE NEW AND UL LISTED.
3. NO WORK SHALL BE CONCEALED UNTIL APPROVED BY LOCAL INSPECTORS.
4. CONSTRUCTION SHALL COMPLY WITH ALL PARISH, STATE, AND LOCAL CODES.
5. CONTRACTOR TO GUARANTEE WORK FOR ONE YEAR FROM DATE OF SUBSTANTIAL COMPLETION.
6. CONTRACTOR SHALL FURNISH WATER AND POWER FROM EXISTING SOURCES.
7. EXTERIOR CAULKING SHALL BE THIOKAL CAULK.
8. PAINT SHALL BE SHERWIN WILLIAMS OR EQUIVALENT AND APPROPRIATE FOR THE SUBSTRATE TO WHICH IT IS APPLIED AS RECOMMENDED BY PAINT MANUFACTURER. ALL WORK TO RECEIVE THREE COATS (ONE PRIMER COAT, TWO FINISH COATS) UNLESS OTHERWISE RECOMMENDED BY PAINT MANUFACTURER. COLORS TO BE SELECTED BY OWNER.
9. PROVIDE CLEANUP ON A REGULAR BASIS. NO TRASH SHALL BE STORED INSIDE BUILDING PREMISES.
10. ALL BATT INSULATION SHALL HAVE A CLASS "A" (0-25) FLAME SPREAD IN COMPLIANCE WITH IBC 2012.
11. USE 2x6 STUDS, OR TWO 2x4 STAGGERED STUDS WITH 2x6 SILL PLATE AT ALL WALLS WHERE 4" PIPE IS INDICATED. SEE PLUMBING RISER DIAGRAM FOR PIPE SIZE.
12. PROVIDE GALVANIZED METAL PAN WITH DRAIN AT ALL WATER HEATERS.
13. ALL FLOORING SHALL MEET OR EXCEED ADA GUIDELINES REQUIREMENTS FOR SLIP RESISTANCE.
14. INTERIOR LOCKS ON DOORS IN MEANS OF EGRESS SHALL NOT REQUIRE THE USE OF A KEY, SPECIAL KNOWLEDGE, OR SPECIAL DEVICE TO OPEN IN THE DIRECTION OF EGRESS. ALL DOORS SHALL HAVE LEVER TYPE HANDLES.
15. INTERIOR WALLS AND CEILINGS SHALL HAVE A FLAME SPREAD OF 0-200 AND A SMOKE DEVELOPMENT RATING OF 0-450.
16. ALL WORK SHALL COMPLY WITH THE LATEST EDITION OF ALL LOCAL, STATE, AND NATIONAL CODES COVERING THE TYPE OF WORK BEING PERFORMED.
17. PROVIDE PORTABLE FIRE EXTINGUISHERS IN ACCORDANCE WITH NFPA 101. SEE APPENDIX "E" OF NFPA 101 FOR DISTRIBUTION OF EXTINGUISHERS.
18. ALL FIRE WALLS SHALL EXTEND TIGHT TO ROOF DECK AND BE SEALED WITH AN APPROVED FIRE CAULK.
19. ALL ELECTRICAL, MECHANICAL, AND PLUMBING MATERIALS PENETRATING FIRE WALLS SHALL BE FIRE CAULKED. (PENETRATIONS THROUGH RATED CONSTRUCTION SHALL BE SEALED WITH A MATERIAL CAPABLE OF PREVENTING THE PASSAGE OF FLAMES AND HOT GASES WHEN TESTED IN ACCORDANCE WITH ASTM-E814.)
20. SERVICE COUNTERS SHALL HAVE AN ACCESSIBLE WRITING SURFACE IN COMPLIANCE WITH ADAAG ACCESSIBILITY GUIDELINES 2010, SECTION 902.3.

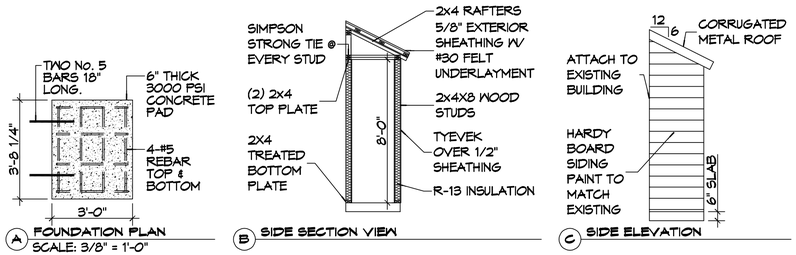

A FOUNDATION PLAN
SCALE: 3/8" = 1'-0"

B SIDE SECTION VIEW

C SIDE ELEVATION

WATER HEATER CLOSET DETAIL

SCALE: N.T.S.

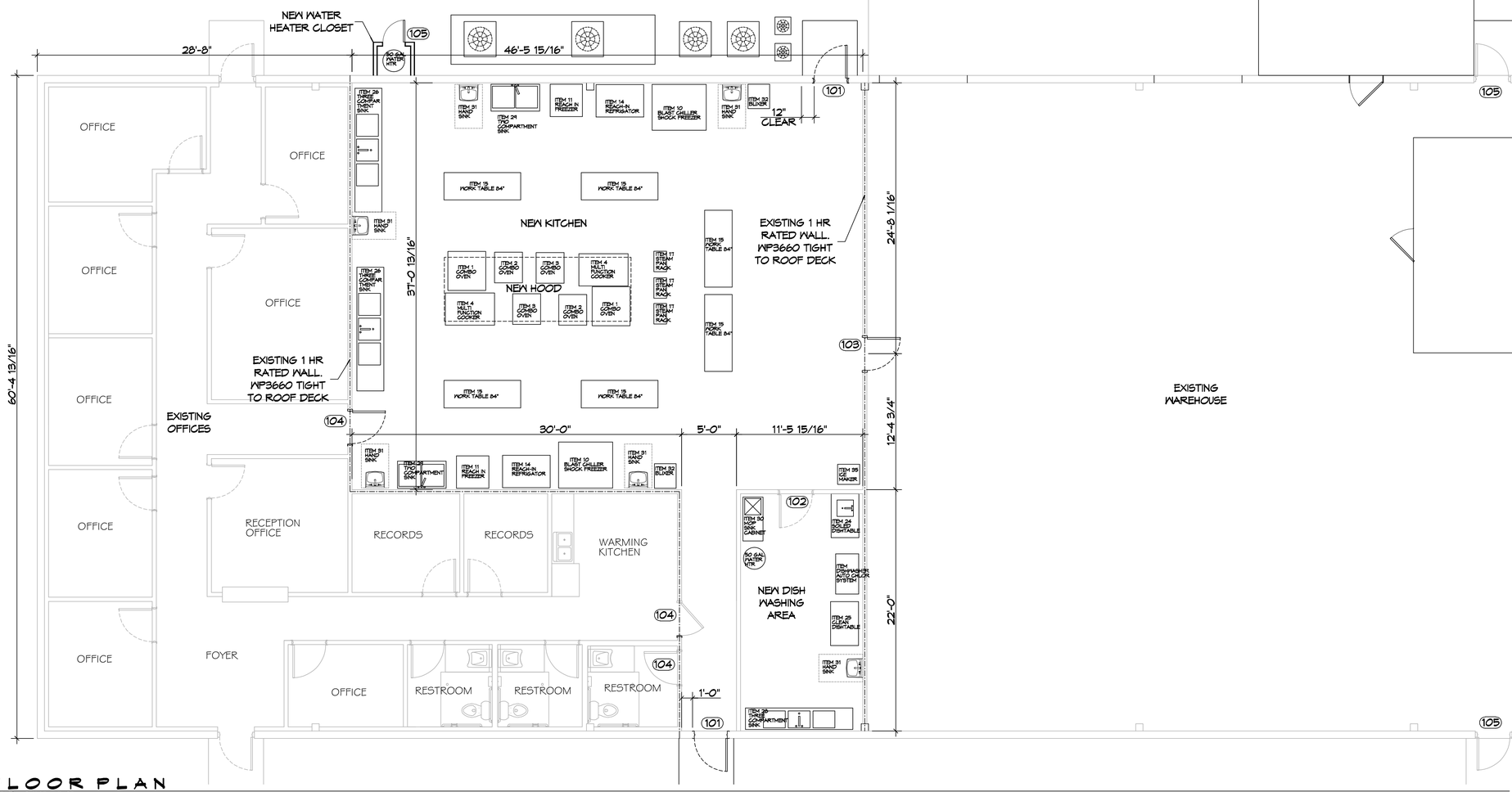

3 FLOOR PLAN
SCALE: 3/16" = 1'-0"



KEY PLAN
SCALE: 1/32"=1'-0"

DAMMON ENGINEERING, INC.
LOUISIANA & MISSISSIPPI
www.dammonengineering.com
in(o)dammonengineering.com
PH: 985.649.5832
Chief Engineer: Brian Mistich, PE
554 Old Spanish Trail
Slidell, LA 70458

REVISIONS

#	DESCRIPTION	DATE

SEAL:

NEW FOOD DISTRIBUTION
HEALTHY SCHOOL FOOD COLLABORATIVE
6277 HWY 11
PEARL RIVER, LOUISIANA 70452

JOB No:	2449
DATE:	11-3-2021
DRAWN BY:	CKD
CHECKED BY:	JMS

The client drawings and specifications, design and arrangements represented thereon are and shall remain the property of Dammon Engineering, and no part thereof shall be used, reproduced or copied in any form or manner without the prior written consent of Dammon Engineering. Report errors and omissions to the drawings or specifications to Dammon Engineering. Report errors and omissions in the drawings or specifications which conflict with local codes or ordinances to Dammon Engineering.

SHEET TITLE:
FLOOR PLAN

DRAWING NUMBER:
A101

SHEET No: 3 of 9

FILE NAME: J:\= RESTAURANT\448 - Healthy School Food Collaborative Kaufman\WORKING DWGS\A101 FLOOR PLAN.dwg PLOT DATE & TIME: Wednesday, November 3, 2021 7:29:31 AM