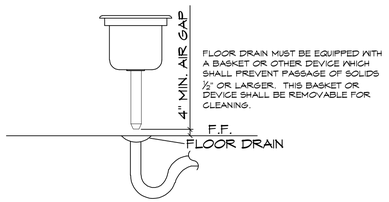

DETAIL
SCALE: NTS — TYPICAL FLOOR SINK

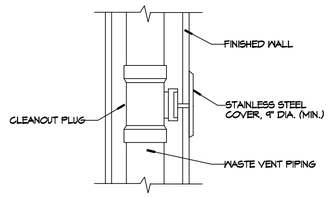

A WALL CLEANOUT

TYPICAL DETAILS
SCALE: NTS — MISCELLANEOUS PLUMBING

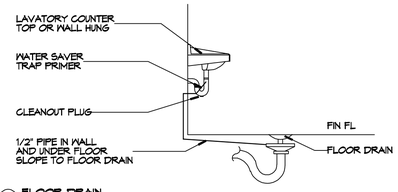

A FLOOR DRAIN

TYPICAL DETAILS
SCALE: NTS — MISCELLANEOUS PLUMBING

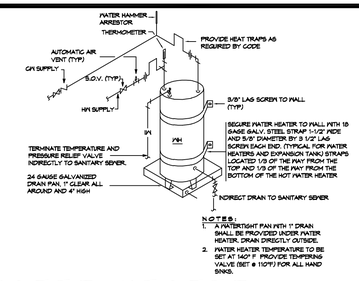

WATER HEATER
SCALE: NTS — MISCELLANEOUS PLUMBING

GENERAL PLUMBING NOTES

1. PLUMBING LINES SHOWN ARE DRAWN DIAGRAMMATIC IN NATURE AND REPRESENT CONCEPTUAL ROUTING ONLY. CONTRACTOR IS RESPONSIBLE FOR FIELD VERIFICATION OF ALL ACTUAL CONDITIONS.
2. PROVIDE ALL LABOR, MATERIAL, TRANSPORTATION, SUPERVISION, CLEAN-UP, SERVICES, AND EQUIPMENT FOR A COMPLETE OPERATING SYSTEM. THE SYSTEM SHALL INCLUDE HOT AND COLD WATER PIPING, SEWER AND VENT PIPING, INSULATION, WATER HEATER, HANGERS, VALVES, SUPPORTS WITHOUT ANY RESTRICTIONS TO VOLUME, CUT AND PATCH AS REQUIRED TO INSTALL PIPES.
3. ALL WORK AND MATERIAL SHALL CONFORM STRICTLY TO THE LATEST LOCAL CITY, PARISH, STATE AND NATIONAL GOVERNING CODES. MUST MEET LA STATE PLUMBING CODE 2013 REQUIREMENTS.
4. CONTRACTOR IS TO FIELD VERIFY ALL EXISTING UTILITY LOCATIONS, ELEVATIONS AND SIZES PRIOR TO COMMENCING ANY WORK. CONTRACTOR SHALL PAY NECESSARY FEES FOR THE UTILITIES CONNECTIONS.
5. CONTRACTOR IS RESPONSIBLE TO VERIFY THE EXISTING INVERTS AND SET NEW INVERTS OF SEWERAGE AND DRAINAGE PIPES.
6. SEWERAGE LINES 3-INCH AND SMALLER SHALL BE SLOPED 1/4" PER FOOT AND LINES 4-INCH AND LARGER SHALL BE 1/8" PER FOOT.
7. TEST ALL PIPING AT REQUIRED PRESSURE.
8. ALL PLUMBING SHALL BE CLOSELY COORDINATED WITH STRUCTURAL, MECHANICAL SYSTEM AND ELECTRICAL SYSTEMS TO INSURE NO TRADES WILL CONFLICT WITH EACH OTHER.
9. DO NOT SCALE DRAWINGS. SEE ARCHITECTURAL DRAWINGS FOR EXACT LOCATIONS OF DOORS, WINDOWS, WALLS, FIXTURES, ETC.
10. ALL WATER MAINS AND PIPING NOT SHOWN FOR CLARITY, ALL LOCATIONS FIELD VERIFIED.
11. DOMESTIC HOT AND COLD WATER PIPING AND FITTINGS UNDER SLAB SHALL BE ASTM B88 COPPER WATER TUBE, TYPE K, SOFT ANNEALED. NO JOINTS SHALL BE ALLOWED UNDER THE SLAB.
12. DOMESTIC WATER PIPING AND FITTINGS ABOVE THE SLAB SHALL BE ASTM B88 COPPER WATERTUBE, TYPE L. HARD DRAWN WITH COPPER PRESSURE TYPE FITTINGS, ANSI B16.22. THE JOINTS SHALL BE SOLDERED TYPE USING ASTM B32, ALLOY GRADE 95A (95-5) SOLDER.
13. SOIL, WASTE, VENT PIPING AND FITTINGS ABOVE THE SLAB SHALL BE SERVICE WEIGHT CAST IRON PIPE WITH BELL AND SPIGOT ENDS AND ONE PIECE NEOPRENE INSERT TYPE GASKET. USE PVC SCHEDULE 40 OR ABS DWV PIPES AND FITTINGS WHERE PERMITTED BY CODE.
14. ALL WATER PIPING AND FITTINGS ABOVE THE FLOOR SHALL BE INSULATED WITH 1/2" THICK FIBERGLASS INSULATION AND JACKET.
15. ALL ELECTRICAL, MECHANICAL AND PLUMBING ELEMENTS PENETRATING FIRE PARTITIONS SHALL BE FIRE CAULKED. (PENETRATIONS THROUGH RATED CONSTRUCTION SHALL BE SEALED WITH A MATERIAL CAPABLE OF PREVENTING THE PASSAGE OF FLAMES AND HOT GASES WHEN TESTED IN ACCORDANCE WITH ASTM-E814.)
16. SEE ROOF PLAN FOR PLUMBING ROOF PENETRATIONS. ROUTE VENT PIPES IN ATTIC AS NECESSARY.
17. ALL VENTS THROUGH ROOF (VTR) SHALL BE LOCATED A MINIMUM OF 10'-0"FROM ANY MECHANICAL OR NATURAL AIR INTAKE.

PLUMBING ABBREVIATIONS

HS	HAND SINK	FS	TROUGH DRAIN
MS	MOP SINK	WH	WATER HEATER
VTR	VENT THROUGH ROOF	GT	GREASE TRAP
		TRT	TREATMENT PLANT

LEGEND

SYMBOL	DESCRIPTION
—— S —— S ——	SANITARY SEWER
—— V —— V ——	VENT PIPE
FD	CLEAN OUT
CO	FLOOR DRAIN
VTR	VENT THROUGH ROOF

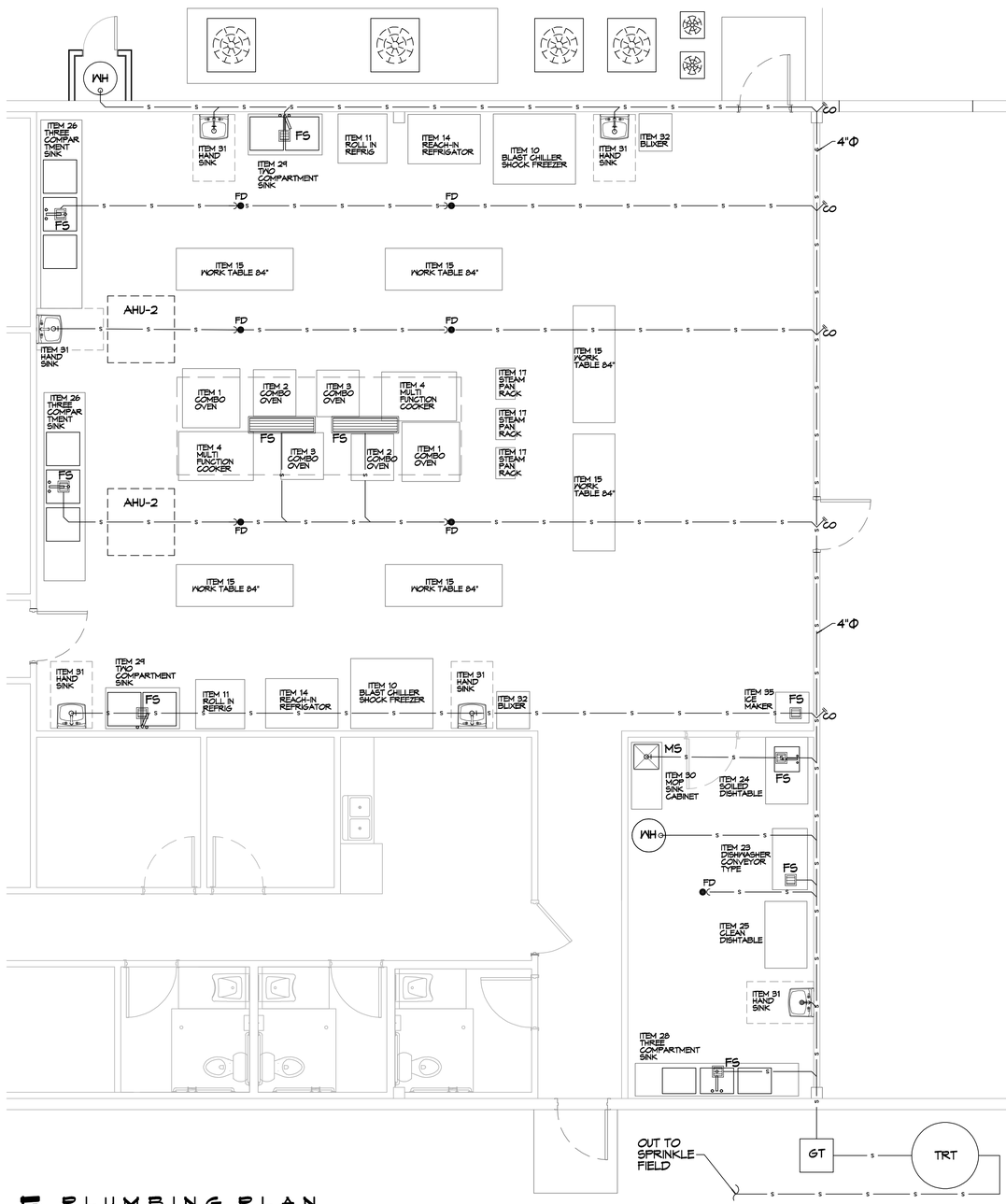

5 PLUMBING PLAN
SCALE: 1/4"=1'-0"

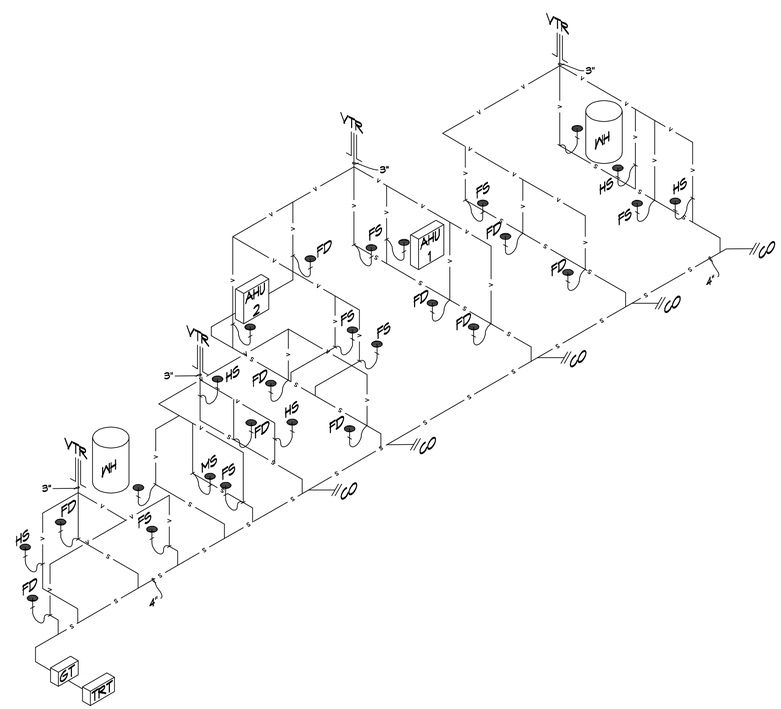

6 PLUMBING DIAGRAM
SCALE: NTS

KEY PLAN
SCALE: 1/32"=1'-0"

DAMMON ENGINEERING, INC.
LOUISIANA & MISSISSIPPI
www.dammonengineering.com
info@dammonengineering.com
PH: 985.649.5832
Chief Engineer: Brian Mistich, PE
554 Quinton Hall
Slidell, LA 70458

#	DESCRIPTION	DATE
	REVISIONS	

SEAL:

STATE OF LOUISIANA — BRIAN A. MISTICH — License No. 30187 — PROFESSIONAL ENGINEER

NEW FOOD DISTRIBUTION
HEALTHY SCHOOL FOOD COLLABORATIVE

6227 HWY 11
PEARL RIVER, LOUISIANA 70452

JOB No:	2444	DATE:	11-3-2021
DRAWN BY:	JASMYK	CHECKED BY:	CKD

The plans, specifications and designs contained herein are the property of Dammon Engineering, and except thereof shall be claimed as the property of the owner for whom it was prepared, upon payment of the fee therefor, for which has been prepared and developed without written consent of Dammon Engineering, and shall not be used by any person for any purpose other than those for which it was prepared and developed.

SHEET TITLE:
PLUMBING PLAN

DRAWING NUMBER:
P101

SHEET No: 5 of 9

FILE NAME: J:\-_BISTAURANT\2444 - Healthy School Food Collaborative Kaufman\WORKING DWGS\P101 - Plumbing Plan.dwg PLOT DATE & TIME: Wednesday, November 3, 2021 7:15:02 AM