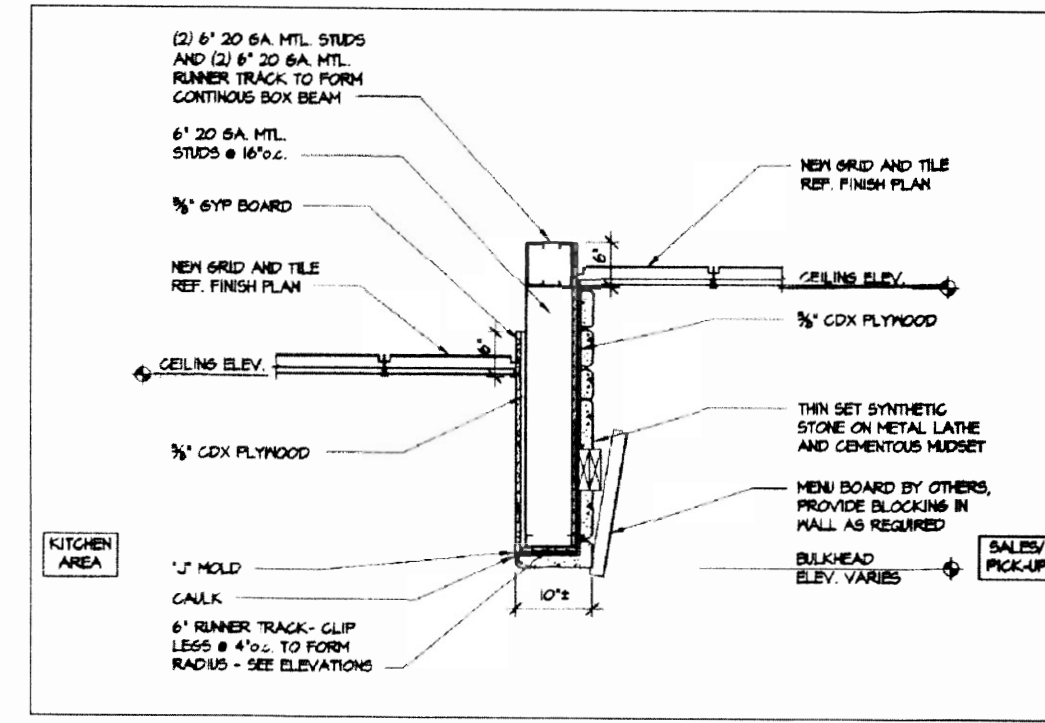
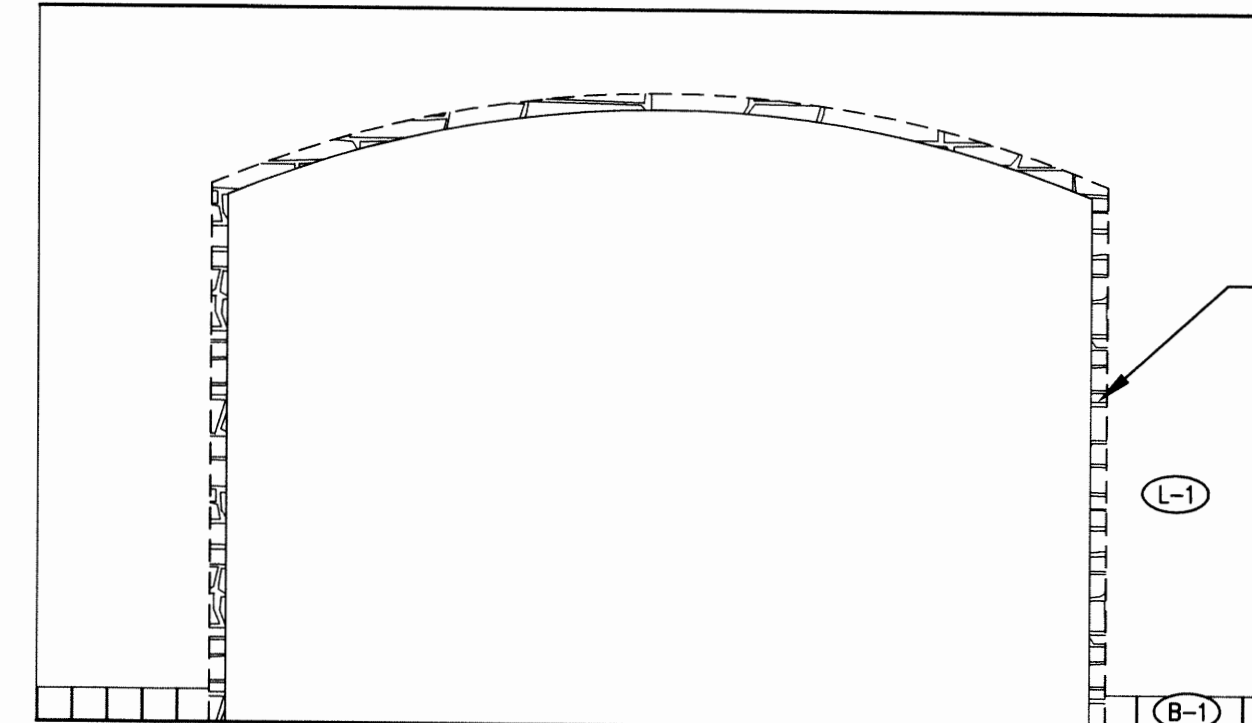


- NOTES:
- ELEVATIONS TYPICAL FOR EACH RESTROOM.
 - PROVIDE SOLID WOOD BLOCKING FOR ALL TOILET ACCESSORIES.
 - UNISEX ROOM IDENTIFICATION SIGNS TO BE LOCATED ON WALL NEXT TO APPROPRIATE ROOM. DO NOT DISPLAY ON THE DOOR.
 - FLUSH HANDLE ON TOILETS TO BE ON APPROACH SIDE OF TOILET.

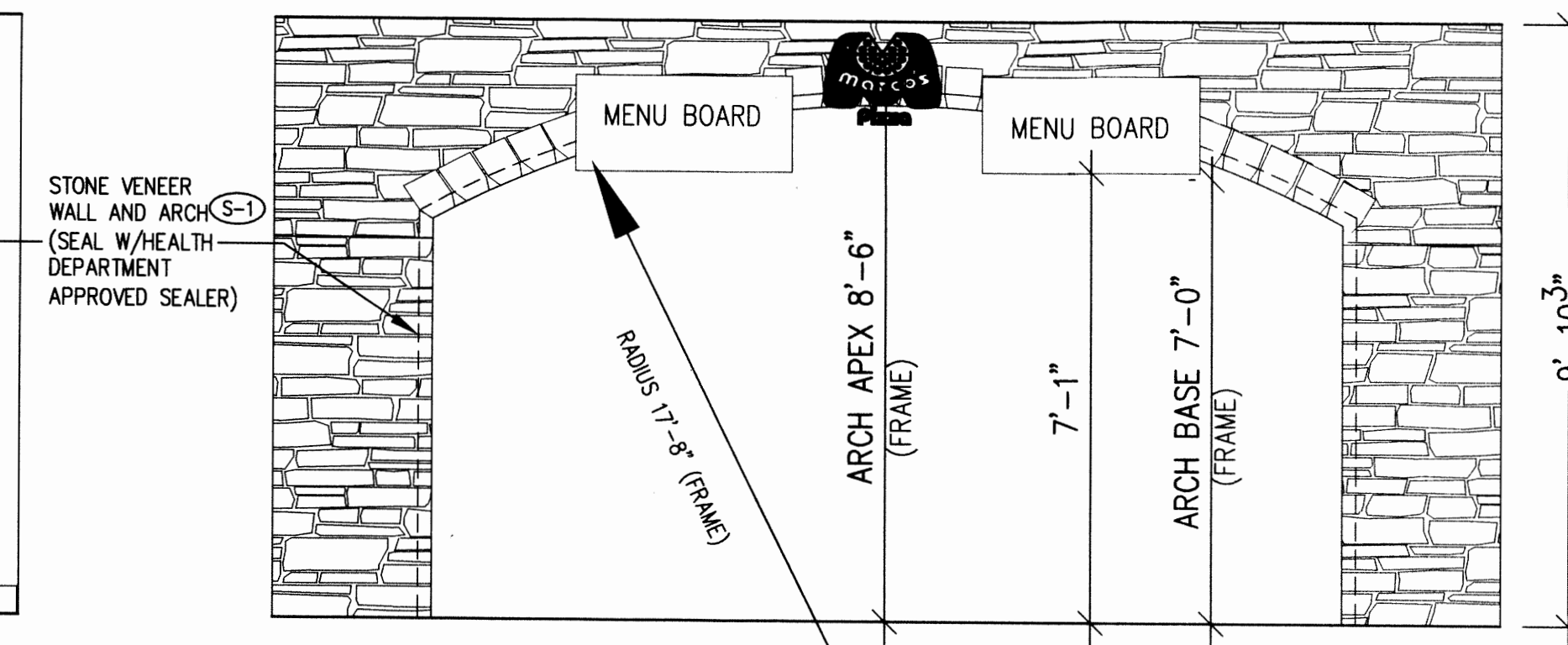
RESTROOM ELEVATIONS
SCALE: NOT TO SCALE



STONE ARCH SECTION
SCALE: N.T.S.

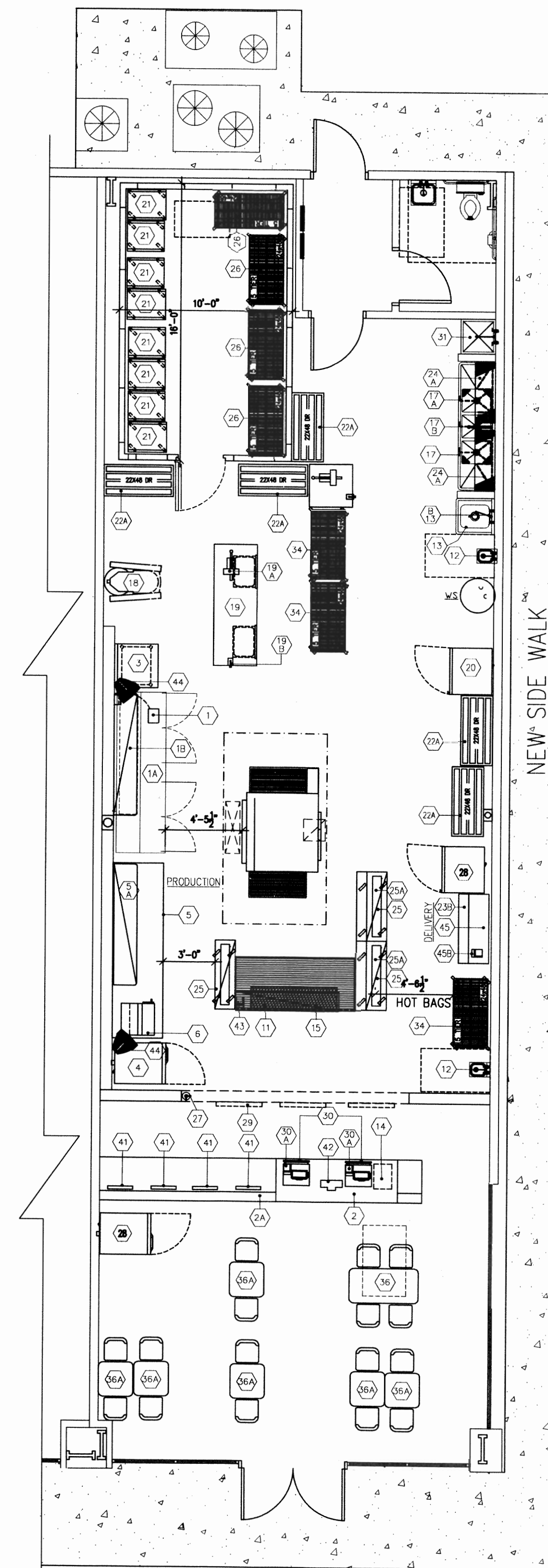


VENEER WALL
SCALE: 3/8" = 1'-0"



ITEM		MFG.		MODEL		SPECIFICATION		ELECTRICAL				PLUMBING						
#	QTY.							VOLTS	Ø	RATED AMP.	K.W.	H.P.	CONN.	C.W.	H.W.	WASTE	GAS	BTU/HR.
1	1 EA.	AVERY BERKEL		6112		SCALE, PORTION, DIGITAL												
1A	1 EA.	RANDELL		84111N		PIZZA PREP TABLE REFRIGERATED		120	1	12.8			5/8	PLUG				
1B	1 EA.	BK RESOURCES		CUSTOM		S/S WALL SHELF (18" X 96")												
2	1 EA.	FRANKLIN CABINET CO.		CUSTOM		SALES & PHONE COUNTER												
2A	1 EA.	LPI		SHELVING		SALES & PHONE COUNTER SHELVING												
3	1 EA.	BK RESOURCES		VTR-3030		18 GA S/S WORK TABLE (30" X 30")												
4	1 EA.	TRUE		TC1R-1G		UPRIGHT DOUGH RE-PROOFER		120	1	9.0			1/3	PLUG				
5	1 EA.	EAGLE GROUP		T30120B-BS		18 GA S/S PIZZA STRETCH TABLE (120" X 30")												
5A	1 EA.	SSP, INC.		EWMS144B-X		18 GA S/S WALL SHELF (48" X 14")												
6	1 EA.	SOMERSET		CDR-500		DOUGH ROLLER / SHEETER		120	1	5.0			1/2	PLUG				
7	1 EA.	MIDDLEBY		PS360 WB70-D		CONVEYOR OVEN - DOUBLE DECK (2 CONNECTIONS FOR GAS & ELECTRIC)		(2) 208	(2) 1	(2) 12.0	(2) 2.5		DIRECT				2"	(2) 170,000
8	1 EA.	LARKIN INDUSTRIES		CH1		CONVEYOR OVEN EXHAUST SYSTEM (VERIFY W/ HOOD DRAWINGS)												
8A	1 EA.	LARKIN INDUSTRIES		ARS-12		SUPPLY FAN (VERIFY W/ HOOD DRAWINGS)		208	3	2.50	0.9	1/2	DIRECT					
8B	1 EA.	LARKIN INDUSTRIES		180R6B		EXHAUST FAN (VERIFY W/ HOOD DRAWINGS)		208	3	3.70	1.3	3/4	DIRECT					
9	1 EA.	FRANKLIN CABINET CO.		CUSTOM		CUT TABLE BASE W/ CASTERS												
10	1 EA.	JOHN BOOS		CUSTOM		MAPLE BAKERS TOP (84" X 36") W/ SS STEEL CATCHER BOX & OVERSHELF												
11	1 EA.	MIDWEST		CUSTOM		CUTTING TABLE OVERSHELF												
12	3 EA.	CANNONWARE		HS15-CWP		S-S HAND SINK							1/2"	1/2"	1-1/2" DIR.			
13	1 EA.	SSP, INC.		14-1C16X20-D-X		S-S ONE COMPARTMENT SINK W/ BASKET DRAIN												
13B	1 EA.	T&S BRASS		B-2030-LN		FAUCET							1/2"	1/2"	INDIRECT			
14	1 EA.	McGUNN		001613		SAFE												
15	1 EA.	HATCO		GRA-6003		FOOD WARMER (CORD & PLUG BY OWNER)		120	1	12.3	2.1		PLUG					
16	1 EA.	SNOWMAN WALK-IN		CUSTOM		WALK-IN COOLER (VERIFY W/ WALK-IN DRAWINGS)												
16A	1 EA.	SNOWMAN WALK-IN		CUSTOM		CONDENSER (VERIFY W/ WALK-IN DRAWINGS)		208	1				DIRECT					
17	1 EA.	COMMONWARE		D30WP16202-18		THREE COMPARTMENT SINK												
17A	3 EA.	BK RESOURCES		CUSTOM		BASKET DRAIN / LEVER WIST WASTE											2"	
17B	1 EA.	T&S BRASS OR		B-0133		PRE RINSE ASSEMBLY								5/8"	5/8"			
18	1 EA.	HOBART		P-660		60 QUART MIXER		208	3	8.6	3.1	2.5	DIRECT					
19	1 EA.	ADV. TABCO		VLG-307		14 GA S/S WORK TABLE (84" X 30")												
19A	1 EA.	NEMCO		N55200AN-6		EASY SLICER, MANUAL												
19B	1 EA.	EDLUND		1S		MANUAL CAN OPENER												
20	1 EA.	ARTIC AIR		F22CW		REACH-IN FREEZER W/ CASTERS		120	1	15	1.8	1/3	PLUG					1325
21	1 EA.					GREASE TRAP												
21A						OPEN												
22	3 EA.	CAMBRO		DRS480-480		DUNNAGE RACKS												
22A	3 EA.	NATIONAL CART		ALDR244812HD		HEAVY DUTY ALUMINUM DUNNAGE RACK												
22B	3 EA.	NATIONAL CART		ALDR246012HD		HEAVY DUTY ALUMINUM DUNNAGE RACK												
23	4 EA.	SSP, INC.		LG51830-X		WIRE SHELVING W/ CASTERS												
24	0 EA.	HODGES OR		EPOXY		12" X 42" WALL SHELVING (MIXER SHELF)												
24A	2 EA.	HODGES OR		EPOXY		14" X 42" WALL SHELVING (3 COMP. SINK SHELF)												
25	2 EA.	METRO OR		CUSTOM		ROUTING TABLE W/ CASTERS												
25A	4 EA.					OVERHEAD FOOD WARMER												
26	4 EA.	SSP, INC.		CUSTOM		WALK-IN SHELVING W/ CASTERS												
27	2 EA.	LARSENS		5 LB		WALL HUNG DRY CHEMICAL FIRE EXTINGUISHER PER LOCAL CODE (BY OWNER)												
28	2 EA.	TRUE		GDM-33SSL-54		MERCHANDISER REFRIGERATOR		120	1	7.8	0.9	1/3	PLUG					
29	1 EA.	HOWARD CO.				MENU BOARD (VERIFY MECHANICALS W/ OWNER)												
30	2 EA.	BY OTHERS				POS CASH REGISTER STATION (VERIFY MECHANICALS W/ OWNER)		120	1				PLUG					
30A	2 EA.	BY OTHERS				POS CASH REGISTER PRINTER (VERIFY MECHANICALS W/ OWNER)		120	1				PLUG					
31	1 EA.	BY PC				MOP SINK (INSTALLED BY G.C.) (VERIFY MECHANICALS W/ OWNER)							1/2"	1/2"	3" DIR.			
32	0 EA.	BY OTHERS				BOTTLED WATER DISPENSER-BY OTHERS												
33	0 EA.	BY PC				TANKLESS WATER HEATER												
34	1 EA.	BY OTHERS				PIZZA BAG WARMING SYSTEM												
35	0 EA.	BY OTHERS				BEVERAGE STATION												
36	1 EA.	WAYMAR				FOUR TOP TABLE AND CHAIRS												
36A	3 EA.	WAYMAR				TWO TOP TABLE AND CHAIRS												
36B	0 EA.	WAYMAR				4 PERSON BOOTH												
37	1 EA.	CASEWORK				TRASH RECEIPTAL												
38	0 EA.	BY OTHERS				WIRE SHELVING												
39	0 EA.	BY OTHERS				WAITING BENCH												
41	5 EA.	BY OTHERS				POS ORDER STATION (VERIFY MECHANICALS W/ OWNER)		120	1				PLUG					
42	1 EA.	BY OTHERS				POS FULL PAGE PRINTER (VERIFY MECHANICALS W/ OWNER)		120	1				PLUG					
43	1 EA.	BY OTHERS				POS PRINTER (AT CUT TABLE) (VERIFY MECHANICALS W/ OWNER)		120	1				PLUG					
44	3 EA.	BY OTHERS				POS STRETCH MONITOR #1 (VERIFY MECHANICALS W/ OWNER)		120	1				PLUG					
45	1 EA.	BY OTHERS				POS DRIVER STATION #1 (VERIFY MECHANICALS W/ OWNER)		120	1				PLUG					
45B	1 EA.	BY OTHERS				POS PRINTER (AT DRIVER STATION) (VERIFY MECHANICALS W/ OWNER)		120	1				PLUG					
46	0 EA.	BY OTHERS				POS OFFICE STATION (VERIFY MECHANICALS W/ OWNER)		120	1				PLUG					
47	1 EA.	BY OTHERS				PHONE SYSTEM												
48	0 EA.	BY OTHERS				WALL MOUNTED LOCKABLE CABINET												
49	0 EA.	FRANKLIN CABINET CO.		CUSTOM		COUNTER TOP DESK												

NOTE: ARCHITECT/CONTRACTOR TO CALCULATE RATED LOADS & SIZE REQUIRED FOR SERVICE AND PROTECTIVE DEVICES.



EQUIPMENT PLAN
SCALE: 3/16" = 1'-0"



DAMMON ENGINEERING, INC.
EMMETT DAMMON

ARCHITECT
ROBERT WILTSE

1095 FLORIDA AVENUE
SLIDELL, LA. 70458
985-649-5832

WEBSITE:
WWW.DAMMONENGINEERING.COM

EMAIL:
DAMMONENG@BELLSOUTH.NET

ARCHITECTURE
ENGINEERING
STUDIES
PLANNING
INVESTIGATION
EXPERT WITNESS

MARCO'S PIZZA TENANT BUILDOUT

4638 Hwy. 22
Mandeville
Louisiana
70471-2820

EQUIPMENT PLAN

Robert Wiltse

SCALE: AS NOTED

JOB#: 2107

DATE: 5-25-11

SHEET 3

A-2

OF 11